



# १५ औं | वार्षिक प्रतिवेदन २०७६/०७७



राष्ट्रिय वाणिज्य बैंक लि.  
RASTRIYA BANIJYA BANK LTD.

...तपाईंको आफ्नै बैंक

## Board of Directors



**Mr. Dhani Ram Sharma**  
Chairman



**Mr. Janak Kumar Baral**  
Board Member



**Prof. Dr. Rajan Bahadur Paudel**  
Board Member



**Prof. Dr. Madhav Prasad Dahal**  
Board Member



**Mrs. Romila Dhakal Upreti**  
Board Member



**Mr. Bholanath Poudel**  
Company Secretary



...तपाईंको आफ्नै बैंक

# राष्ट्रिय वाणिज्य बैंक लिमिटेड

१५औं वार्षिक साधारण सभा



वार्षिक प्रतिवेदन

आर्थिक वर्ष २०७६/०७७



मिति: २०७७।१०।२८





## विषय सूची

क्र.सं.	विषय	पेज नं.
१.	पन्ध्रौं वार्षिक साधारण सभा सम्बन्धी सूचना	१-२
२.	प्रोक्सी फाराम	३
३.	बैंक सम्बन्धी संक्षिप्त जानकारी	४
४.	Vision, Mission and Core Values	५
५.	बैंकको सांगठनिक संरचना	६
६.	सञ्चालक समितिका अध्यक्षको मन्तव्य	८-९
७.	सञ्चालक समितिबाट प्रस्तुत आ.व. २०७६/०७७ को वार्षिक प्रतिवेदन	१०-२६
८.	कम्पनी ऐन २०६३ को दफा ५१ बमोजिमको विवरण	२७-२९
९.	कम्पनी ऐन २०६३ को दफा ७८ बमोजिमको विवरण	३०-३३
१०.	लेखापरीक्षण प्रतिवेदन	३५-४०
११.	आ.व. २०७६/०७७ को वित्तीय विवरण तथा अनुसूचीहरु	४२-७९
१२.	लेखा नीति तथा लेखा सम्बन्धी महत्वपूर्ण टिप्पणीहरु	८२-१२६
१३.	लाभांश वितरण गर्ने स्वीकृति सम्बन्धी अर्थ मन्त्रालयको पत्र	१२७
१४.	लाभांश घोषणा/वितरण वार्षिक वित्तीय विवरण प्रकाशन गर्ने सम्बन्धी नेपाल राष्ट्र बैंकको पत्र	१२८
१५.	लाभांश घोषणा/वितरण तथा वित्तीय विवरण प्रकाशन सम्बन्धमा नेपाल राष्ट्र बैंकको निर्देशनमा संचालक समितिको प्रतिक्रिया	१२९
१६.	बैंकका महत्वपूर्ण क्रियाकलापहरुको झलक	१३०-१३५





...तपाईंको आफ्नै बैंक

## राष्ट्रिय वाणिज्य बैंक लिमिटेड

### सिंहदरवारप्लाजा, काठमाडौंको

### वार्षिक साधारण सभा सम्बन्धी सूचना

(प्रथम पटक प्रकाशित मिति: २०७७/०१/०८, गोरखापत्र दैनिक)

(दोश्रो पटक प्रकाशित मिति: २०७७/०१/०९, गोरखापत्र दैनिक)

यस बैंकको सञ्चालक समितिको मिति २०७७/०१/०७ गते बसेको २४४० औं बैठकको निर्णयानुसार बैंकको १५ औं वार्षिक साधारण सभा निम्न मिति र समयमा निम्न विषयहरूमा छलफल तथा निर्णय गर्न भर्चुअल माध्यमबाट संचालन हुने भएको हुँदा कम्पनी ऐन, २०६३ को दफा ६७ अनुसार सम्पूर्ण शेयरधनी महानुभावहरूको जानकारी एवं उपस्थितिका लागि अनुरोध छ।

(क) साधारण सभा हुने मिति, समय र स्थान :

मिति : २०७७/०१/२८ गते बुधबार

समय : अपरान्ह २ बजे

स्थान : राष्ट्रिय वाणिज्य बैंकको केन्द्रीय कार्यालयस्थित सभाकक्ष (कोभिड-१९ संक्रमणको जोखिमका कारण शेयरधनी महानुभावहरूलाई भर्चुअल (ZOOM) को माध्यमबाट सभामा सहभागी हुन अनुरोध गरिएको छ, मिटिङ्ग लिङ्क शेयरधनी महानुभावहरूको इमेलमा पठाइनेछ।)

(ख) छलफलका विषयहरू :

(अ) साधारण प्रस्ताव

(१) सञ्चालक समितिको तर्फबाट अध्यक्षज्यूले प्रस्तुत गर्नु हुने आ.व.२०७६/०७७ को बैंकको वार्षिक प्रतिवेदन उपर छलफल गरी पारित गर्ने।

(२) लेखापरीक्षकहरूको प्रतिवेदन सहितको २०७७ आषाढ मसान्तको वासलात र मिति २०७६/०४/०९ देखि २०७७/०३/३१ सम्मको नाफा नोक्सान हिसाव तथा सोही अवधिको नगद प्रवाह विवरण लगायतका वित्तीय विवरणहरू छलफल गरी पारित गर्ने।

(३) बैंकको सञ्चालक समितिले प्रस्ताव गरे अनुरूप नेपाल सरकार, अर्थ मन्त्रालय र नेपाल राष्ट्र बैंकको स्वीकृति बमोजिम आ.व.२०७७ आषाढ मसान्तमा कायम चुक्ता पूँजीको २.५० प्रतिशतका दरले हुन आउने रकम रु.२२,५९,९९,८९३/- (अक्षरेपी रु. बाइस करोड एकाउन्न लाख उन्नाईस हजार आठ सय त्रियानब्बे मात्र) नगद लाभांश (कर प्रयोजन समेत) वितरण गर्न स्वीकृति प्रदान गर्ने।

(४) आ.व.२०७७/०७८ को बाह्य लेखापरीक्षणको लागि लेखापरीक्षक नियुक्त गर्ने।

(आ) विशेष प्रस्तावहरू:

(१) साधारण शेयरधनीहरूलाई चुक्ता पूँजीको २ प्रतिशत बोनस शेयर प्रदान गर्ने सम्बन्धी सञ्चालक समितिको प्रस्ताव पारित गर्ने।

(२) विशेष प्रस्ताव नं. (१) बमोजिमको बोनस शेयर प्रस्ताव गरिएकोमा सो हदसम्म बैंकको जारी तथा चुक्ता पूँजी वृद्धि गर्ने विषयहरू समावेश गरिएको बैंकको प्रबन्धपत्र र नियमावलीको तत्सम्बन्धी दफा/नियम एवं उप-दफा/उप-नियमहरू संशोधन तथा थप गर्ने सम्बन्धी प्रस्ताव पारित गर्ने।

(ई) विविध:

### साधारण सभा सम्बन्धी अन्य जानकारी

१ कोभिड-१९ को जोखिम कायमै रहेको वर्तमान सन्दर्भमा नेपाल सरकारले जारी गरेको स्वास्थ्य सुरक्षा सम्बन्धी मापदण्डको पालना गर्न भर्चुअल (ZOOM) को माध्यमबाट सभामा सहभागी भईदिनुहुन शेयरधनीहरूमा अनुरोध छ।

२ भर्चुअल माध्यमबाट सहभागी शेयरधनीहरूलाई सभाहलमा उपस्थित भए सरह मान्यता दिइनेछ र शेयरधनीहरूको भर्चुअल सहभागीताको

- आधारमा सभाको गणपुरक संख्या कायम गरिने छ ।
- ३ भर्चुअल माध्यमबाट सहभागी शेयरधनीहरूको हाजिरी निजहरूले गरेको Login मार्फत Login भएको देखिने गरी प्रमाणका निमित्त फोटो खिचेर तथा सभा संचालन अवधिभरको भिडियो रेकर्ड गरेर राखिनेछ ।
  - ४ भर्चुअल माध्यमबाट सभामा सहभागी हुन तथा सुझाव राख्न इच्छुक शेयरधनीहरूले यस बैंकको वेबसाईटमा साधारण सभाको सूचनासंगै राखिएको पोर्टल/लिङ्कमा गई सभा हुनुभन्दा ४८ घण्टा अगावै आफ्नो विवरण दर्ता गराउनुहुन वा agm@rbb.com.np मा ईमेल गरी आफ्नो विवरण पठाउनुहुन अनुरोध छ । यसरी विवरण दर्ता वा पठाउनुहुने शेयरधनीहरूलाई सभाको Meeting ID र Passcode तथा लिङ्क र वार्षिक प्रतिवेदनको सफ्ट कपी उपलब्ध गराइने छ ।
  - ५ साधारणसभामा सहभागी हुनका लागि प्रतिनिधि (प्रोक्सी) नियुक्त गर्न चाहने शेयरधनीहरूले प्रचलित कम्पनी कानुनले तोकेको ढाचामा प्रतिनिधिपत्र (प्रोक्सी) फारम भरी सभा शुरू हुनुभन्दा कम्तीमा ७२ घण्टा अगाडि कम्पनीको शेयर सञ्चालक समितिको सचिवालयमा दर्ता गराई सक्नुपर्नेछ । बैंकको शेयरधनी बाहेक अरुलाई प्रोक्सी दिन र एकभन्दा बढी व्यक्तिलाई आफ्नो शेयर विभाजन गरी तथा अन्य कुनै किसिमबाट छुट्याई प्रोक्सी दिन पाइने छैन, यसरी दिइएको प्रोक्सी सबै बदर हुने छन् । रितपूर्वक नियुक्त भएको प्रतिनिधिलाई मात्र सभामा सहभागी गराइने व्यवस्था गरिनेछ ।
  - ६ एकजना शेयरधनीले एकभन्दा बढीलाई प्रतिनिधि (प्रोक्सी) मुकरर गरेमा प्रतिनिधि (प्रोक्सी) स्वतः बदर हुनेछ । तर प्रतिनिधि (प्रोक्सी) नियुक्त गरिसकेपछि सम्बन्धित शेयरधनीले प्रतिनिधि फेरबदल गर्न चाहेमा यस अघि दिएको प्रतिनिधिपत्र (प्रोक्सी) बदर गरी यो प्रतिनिधिपत्र (प्रोक्सी) लाई मान्यता दिइयोस भन्ने छुट्टै पत्र सहित प्रोक्सी फारम कम्पनीको केन्द्रीय कार्यालयमा सभा शुरू हुनु भन्दा ७२ घण्टा अगावै दर्ता गराएको अवस्थामा अघिल्लो प्रतिनिधिलाई स्वतः बदर भएको मानी पछिल्लो प्रतिनिधि (प्रोक्सी) लाई मान्यता दिइनेछ ।
  - ७ दफा ४ र ५ मा उल्लेखित दिन कुनै सार्वजनिक बिदा पर्न गएमा पनि सो दफाहरूमा उल्लेखित प्रयोजनको निमित्त कम्पनी कार्यालय खुल्ला रहनेछ ।
  - ८ प्रतिनिधि नियुक्त गरी सकेको शेयरधनी आफै सभामा सहभागी हुन चाहेमा निजले दिएको प्रतिनिधि (प्रोक्सी) स्वतः बदर हुनेछ ।
  - ९ एकभन्दा बढी व्यक्तिहरूको संयुक्त नाममा शेयर दर्ता रहेको अवस्थामा सर्वसम्मतबाट प्रतिनिधि चयन गरिएको एकजनाले मात्र वा लगत किताबमा पहिलो नाम उल्लेख भएको व्यक्तिले सभामा भाग लिन सक्ने छ ।
  - १० नावालक वा मानसिक सन्तुलन ठीक नरहेको शेयरधनीहरूको तर्फबाट कम्पनीको शेयर दर्ता किताबमा संरक्षकको रूपमा नाम दर्ता भइसकेका महानुभावहरूले सभामा भाग लिन, मतदान गर्न वा प्रतिनिधि तोक्न सक्नु हुनेछ ।
  - ११ संगठित संस्थाका शेयरधनी भएमा त्यस्ता संगठित संस्थाद्वारा मनोनित व्यक्तिले ल्याउने गरी प्रोक्सी फारम संस्थाको छाप र आधिकारिक व्यक्तिको दस्तखत हुनु पर्नेछ ।
  - १२ शेयरधनी तथा शेयरधनीका प्रतिनिधिहरूले Chat Box बाट समेत आफ्नो सुझाव तथा जिज्ञासा राख्न सक्नुहुनेछ ।
  - १३ साधारण सभा सम्बन्धमा थप जानकारी आवश्यक परेमा कार्यालय समय भित्र बैंकको केन्द्रीय कार्यालय सञ्चालक समिति सचिवालयमा सर्म्पर्क राख्न समेत अनुरोध गरिन्छ । साथै अन्य जानकारीका लागि बैंकको वेबसाईट [www.rbb.com.np](http://www.rbb.com.np) मा हेर्नुहुन अनुरोध गर्दछौ ।

सञ्चालक समितिको आज्ञाले,  
कम्पनी सचिव

कम्पनी ऐन, २०६३ को दफा ७१ सँग सम्बन्धित  
(प्रोक्सी फारम)

मिति: २०७७ ।

श्री राष्ट्रिय वाणिज्य बैंक लिमिटेड,  
सिंहदरबारप्लाजा, काठमाण्डौ ।

**विषय : प्रतिनिधि नियुक्त गरिएको बारे ।**

महाशय,

.....जिल्ला.....न.पा./गा.पा.वडा नं.....बस्ने म/हामी..... ले त्यस लि. को शेयरधनीको हैसियतले संवत् २०७७ साल माघ महिना २८ गते, बुधबार (तदनुसार २०२१/२/१०) का दिन हुने १५औं वार्षिक साधारण सभामा म/हामी स्वयं उपस्थित भई छलफल तथा निर्णयमा सहभागी हुन नसक्ने भएकोले उक्त सभामा मेरो/हाम्रो तर्फबाट भाग लिनको लागि.....जिल्ला.....न.पा./गा.पा.वडा नं.....बस्ने.....लाई मेरो/हाम्रो प्रतिनिधि नियुक्त गरी पठाएको छु/छौं ।

प्रतिनिधि नियुक्त भएको व्यक्तिको हस्ताक्षर नमुना: परिचय पत्र नं: मिति:	निवेदक शेयरधनी नं: दस्तखत: नाम: ठेगाना: शेयर संख्या: मिति:
---	--

साधारण सभामा स्वयं आफैं उपस्थित हुन नसक्ने शेयरधनीहरुले यस बैंकको केन्द्रीय कार्यालय सञ्चालक समितिको सचिवालय, सिंहदरबारप्लाजा, काठमाण्डौ फोन नं.०१-४२५२५९५ एक्सटेन्सन २८१७ मा सम्पर्क गरी पन्ध्रौं वार्षिक साधारण सभाको लागि तयार पारिएको प्रोक्सी फारम बुझी सो फारम भरी मिति २०७७ साल माघ महिना २५ गते, आइतबार दिनको २:०० बजे सम्म सोही स्थानमा बुझाउन हुन सुचित गरिन्छ ।

**प्रवेश पत्र**

श्री राष्ट्रिय वाणिज्य बैंक लिमिटेडको पन्ध्रौं वार्षिक साधारण सभामा उपस्थितिको लागि जारी गरिएको प्रवेश पत्र

शेयरधनीको नाम : ..... दस्तखत :

शेयरधनी नं:.....

**द्रष्टव्य:**

- १) शेयरधनी आफैले खाली कोष्ठहरु भर्नु होला । .....
- २) सभाकक्षमा प्रवेश गर्न यो प्रवेश-पत्र प्रस्तुत गर्न अनिवार्य छ । कम्पनी सचिव
- ३) शेयरधनी स्वयं उपस्थित भएमा प्रोक्सीद्वारा नियुक्त प्रतिनिधि स्वतः रद्द हुनेछ ।
- ४) प्रोक्सी दिंदा कम्पनीको शेयरधनीलाई मात्र दिन पाइनेछ ।

**नोट :** यो निवेदन साधारण सभा शुरु हुनु भन्दा कम्तिमा ७२ घण्टा अगावै यस बैंकको केन्द्रीय कार्यालय सञ्चालक समितिको सचिवालय, सिंहदरबारप्लाजामा पेश गरी सक्नुपर्नेछ ।



## बैंक सम्बन्धी संक्षिप्त जानकारी



राष्ट्रिय वाणिज्य बैंक लिमिटेडको देशभर छरिएर रहेका ग्राहकहरुलाई बैंकिङ्ग सेवा पुर्याउँदै आएको आधा शताब्दी भन्दा बढीको इतिहास रहेको छ। यो बैंक नेपाल सरकारको पूर्ण स्वामित्वमा वि.सं. २०२२ साल माघ १० गते तत्कालिन विशेष ऐन राष्ट्रिय वाणिज्य बैंक ऐन, २०२१ अन्तरगत स्थापना भएको र वि.सं. २०३१ सालदेखि वाणिज्य बैंक ऐन, २०३१ अन्तरगत संचालनमा रहेको थियो। वि.सं. २०६३ साल वैशाख ६ गते पब्लिक लिमिटेड कम्पनीको रूपमा कम्पनी रजिष्ट्रारको कार्यालयमा दर्ता भई हाल बैंक तथा वित्तीय संस्था सम्बन्धी ऐन, २०७३ को व्यवस्था अनुसार “क” वर्गको वाणिज्य बैंकको रूपमा संचालनमा रहेको छ। वि.सं. २०७५ वैशाख १९ गते एन.आई.डि.सी. डेभलपमेन्ट बैंक लिमिटेड गाभिए पश्चात यस बैंकमा नेपाल सरकारको ९९.९७% र सर्वसाधारणको ०.०३% शेयर स्वामित्व रहन आएको छ।

काठमाडौं महानगरपालिका वडा नं. ११ सिंहदरबार प्लाजामा केन्द्रीय कार्यालय रहेको यस बैंकले ७ वटै प्रदेशमा प्रादेशिक कार्यालयहरु स्थापना गरी ७७ वटै जिल्लामा २४५ शाखा कार्यालयहरु मार्फत बैंकिङ्ग सेवा प्रवाह गर्दै देशको उत्पादन र रोजगारी सिर्जनामा उल्लेखनीय योगदान पुर्याउँदै आएको छ। ग्राहक, शेयरधनी, नियामक निकाय तथा नेपाल सरकारको निरन्तर सहयोगको कारण आज देशकै विश्वसनीय बैंक बन्न सफल भएको छ।

## VISION, MISSION AND CORE VALUES

### VISION

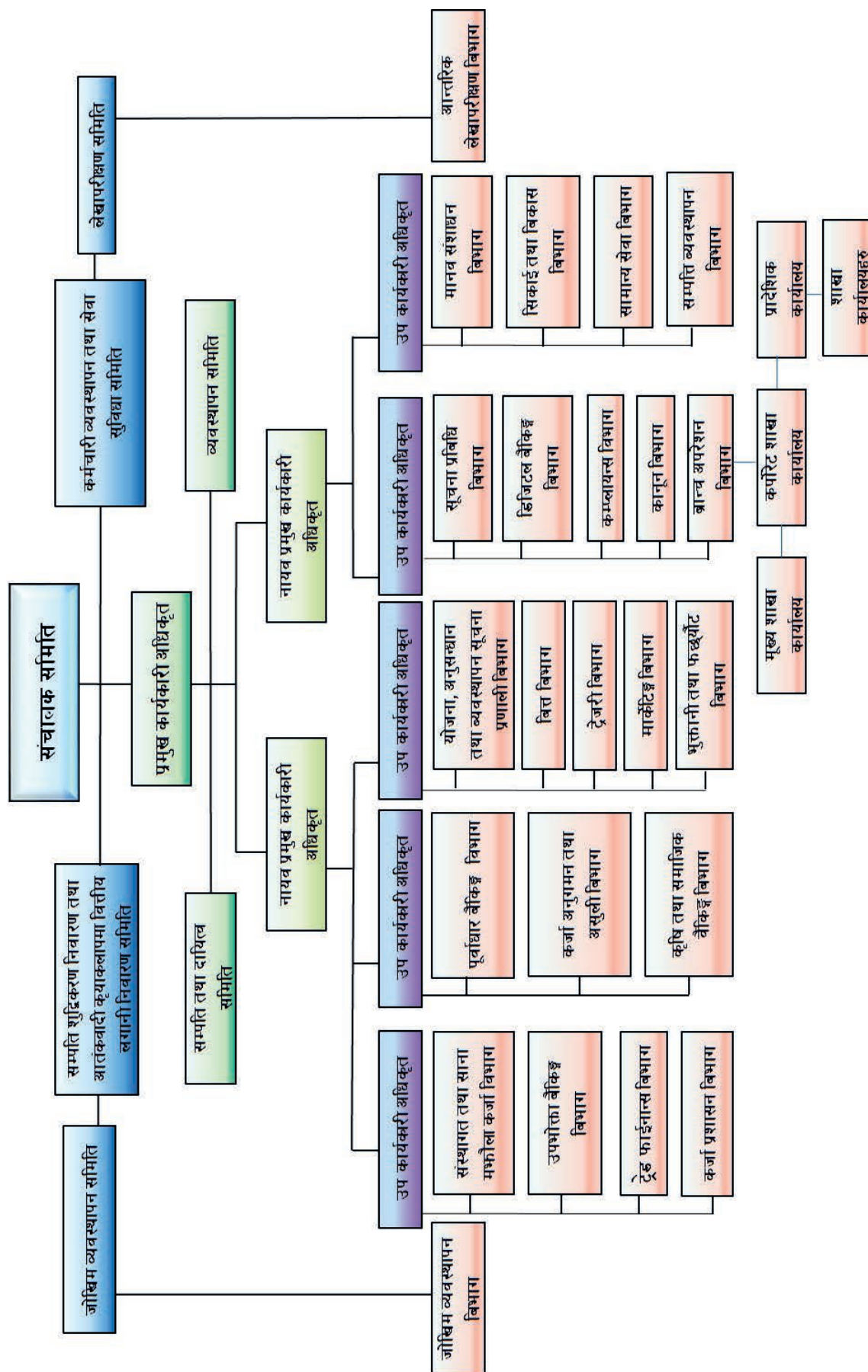
"The most credible bank for one and all, always contributing towards Nation's prosperity"

### MISSION

"We strive to enhance the quality of life of all Nepalese by eliminating barriers to financial access and helping them achieve their full potential; and by ensuring safe, innovative and affordable financial services, through vast networks of efficient centres, socially responsible business processes and empathetic human resource"

### CORE VALUES

1. Respect people and their community.
2. Effectiveness and efficiency in our business process.
3. Value all kind of resources.
4. Responsible and accountable for our deliveries.
5. Honesty, integrity and credibility in each of our action.



विभागहरु : २३, प्रादेशिक कार्यालय : ७, शाखा कार्यालय : २४५





## सञ्चालक समितिका अध्यक्षको मन्तव्य

आदरणीय शेयरधनी महानुभावहरु,

संचालकज्यूहरु, उच्च व्यवस्थापन तथा कर्मचारी मित्रहरु ।

सर्वप्रथम यस बैंकको १५औं वार्षिक साधारण सभामा भौतिकरूपमा उपस्थित हुनुभएका तथा भर्चुअल माध्यमबाट जोडिनुभएका सम्पूर्ण शेयरधनी, अतिथि एवं अन्य महानुभावहरुमा सञ्चालक समितिको तर्फबाट हार्दिक स्वागत अभिवादन व्यक्त गर्दछु ।

मुलुकको बैकिङ्ग इतिहासमा लामो समयदेखि क्रियाशील रहेको सरकारी स्वामित्वको यस राष्ट्रिय वाणिज्य बैंक विभिन्न आरोह अवरोह पार गर्दै आजको यस अवस्थामा आईपुगेको कुरा यहाँहरुलाई विदितै छ । बैकिङ्ग सुविधा र वित्तीय साक्षरता अत्यन्त सिमित मात्रामा हुँदा स्थापना भएको यस बैंकले स्थापनाकालदेखि आजका दिनसम्म आउँदा यहाँहरुबाट अमूल्य सुझाव र सल्लाह प्राप्त गर्दै आएको छ । म यस अवसरमा बैंकसंगको सहयात्रामा जोडिनु भएका सबै शेयरधनी, पूर्व संचालक, पूर्व कर्मचारी तथा शुभचिन्तकहरुप्रति आजको यस अवसरमा हार्दिक आभार व्यक्त गर्न चाहन्छु ।

सरकारको बैंक हुनुको नाताले यो बैंक आफुलाई बढी जिम्मेवार महसुस गर्दै सरकारका नीति तथा कार्यक्रमहरु, मौद्रिक नीति तथा नेपाल राष्ट्र बैंकका निर्देशनहरुलाई पालना र कार्यान्वयन गर्दै अघि बढेको कुरा म यहाँहरुलाई स्मरण गराउन चाहन्छु ।

२०७५ साल वैशाख १९ गते तत्कालिन एन.आइ.डि.सी. डेभलपमेन्ट बैंक लिमिटेड गाभिएपछि यस बैंकमा सर्वसाधारणहरुको समेत शेयर स्वामित्व कायम रहेको कुरा यहाँहरुलाई जगजाहेर नै छ । बैंकको संचालक समिति र व्यवस्थापनले उच्च व्यावसायिकता प्रदर्शन गर्न सकेको र आम गृहकहरुको अपार माया र विश्वास कायम रहन सकेकोले यो बैंक आजको प्रतिस्पर्धी बैकिङ्ग क्षेत्रमा एउटा बलियो बैंकको रूपमा आफुलाई स्थापित गर्न सफल रहेको कुरा यहाँहरुलाई भन्न पाउँदा म गर्वित भएको छु ।

आदरणीय शेयरधनी महानुभावहरु,

यस सफलताको यात्रा तय गर्दै गर्दा गत वर्ष २०७६ फाल्गुणको अन्त्यतिरबाट विश्वव्यापीरूपमा कोभिड-१९ ले विश्व जगतलाई त्रसित पारेको र २०७६ चैत्र ११ देखि नेपालमा समेत कोभिड-१९ संक्रमण रोकथाम र नियन्त्रणका लागि चालिएको बन्दाबन्दी, अन्तर्राष्ट्रिय सीमा नाकाबन्दी जस्ता कदमहरुबाट मुलुकको अर्थतन्त्रमा नै गम्भीर धक्का लाग्न पुग्यो । विगत २ वर्षदेखि लगातार हासिल हुँदै आएको उच्च आर्थिक वृद्धिदर गत वर्ष करिब शून्यको नजिक रहेको अनुमान गरिएको छ । पर्यटन, उद्योग, व्यापार, शिक्षा, स्वास्थ्य, आपूर्ति श्रृंखला, आवागमन लगायत अर्थतन्त्रका सबै क्षेत्र प्रभावित हुँदा यसको असर उत्पादन तथा रोजगारीमा पर्न गएकोले बैकिङ्ग क्षेत्र समेत यसबाट अछुतो रहन सकेन । यसले गर्दा समिक्षा आ.व. २०७६/०७७ र चालु आ.व. २०७७/०७८ को हालसम्म पनि केही वित्तीय परिसूचकहरु अपेक्षित रहन सकेनन् । तथापि समिक्षा आर्थिक वर्षमा आर्जन भएको मुनाफाबाट यस वर्ष शेयरधनीहरुलाई २.५० प्रतिशत नगद लाभांश र २ प्रतिशत बोनस शेयर गरी जम्मा ४.५० प्रतिशत लाभांश वितरण गर्ने योजना अनुरूप यसै वार्षिक साधारण सभामा लाभांश प्रस्ताव गरिएको व्यहोरा म निवेदन गर्न चाहन्छु ।

आदरणीय शेयरधनी महानुभावहरु,

नेपालमा हाल २७ वटा “क” वर्गका वाणिज्य बैंकहरुको शाखा संख्या ४५८५ रहेको छ । यद्यपि नेपालको बैकिङ्ग क्षेत्र अझै पनि शहर केन्द्रित नै रहेको देखिन्छ । नेपाल सरकार तथा नेपाल राष्ट्र बैंकको प्रत्येक स्थानीय तहमा अनिवार्यरूपमा वाणिज्य बैंकका शाखाहरु स्थापना गर्ने नीति भएतापनि अझै कतिपय स्थानीय तहमा बैंकका शाखाहरु पुग्न सकेका छैनन् ।

अर्कोतर्फ विगत केही समयदेखि वाणिज्य बैंकहरु एक-आपसमा गाभ्ने/गाभिने तथा विकास बैंकहरुलाई प्राप्ति गर्ने प्रवृत्ति बढेको देखिन्छ । यसबाट ठूलो पूँजी भएका, कार्यसञ्जाल बढी भएका, निक्षेप तथा कर्जा लगानी बढी भएका वाणिज्य बैंकहरुको उपस्थिति बढेको अवस्था छ भने बैंकहरुको वित्तीय तथा प्रतिस्पर्धी क्षमता र कारोबारको आकारमा ठूलो फेरबदल भएको छ । बैंकहरुमा अधिक तरलता कायम रहेको, बैंकहरुको आधार दरमा कमी आएको, निक्षेप तथा कर्जाको व्याजदरमा गिरावट आएको, खुद व्याज आम्दानीमा गिरावट आएको, कर्जा लगानीमा तीव्र प्रतिस्पर्धा रहेको, डिजिटल कारोबारमा वृद्धि भएको जस्ता प्रवृत्तिहरु देखिएका छन् । यस कारण बैकिङ्ग क्षेत्रमा अग्रणी भूमिका कायम राख्न हाम्रो प्रतिस्पर्धी क्षमतालाई अझ वृद्धि गर्नुपर्ने समय आएको छ । यसका लागि बैंकको पूँजी वृद्धिको योजनामा पनि हामी नेपाल सरकारसँग छलफलमा छौं भने मानव संसाधनको क्षमता विकास गर्नेतर्फ पनि हामी प्रतिबद्ध छौं ।

आदरणीय शेयरधनी महानुभावहरु,

उल्लेखित पृष्ठभूमिका बीच यस बैंकले समिक्षा वर्षमा हासिल गरेका केही महत्वपूर्ण उपलब्धिहरु संक्षेपमा प्रस्तुत गर्न चाहन्छु ।

यस बैंकले आर्थिक वर्ष २०७६/०७७ मा नेपालको बैकिङ्ग क्षेत्रमै सबैभन्दा उच्च अर्थात् रु. ४ अर्ब ३८ करोड खुद मुनाफा आर्जन गर्न सफल भएको कुरा सहर्ष जानकारी गराउन चाहन्छु । साथै बैंकको यस सफलताको यात्रामा सहयात्री बन्नु भएका शेयरधनी महानुभावहरु, कर्मचारीवर्ग, ग्राहकवर्ग, नियमनकारी निकाय, ट्रेड युनियन तथा सम्पूर्ण सरोकारवालाहरुप्रति हार्दिक कृतज्ञता प्रकट गर्न चाहन्छु । त्यसै गरी कोभिड-१९ संक्रमणको कठिन परिस्थितिका बावजुद बैंकले यस वर्ष शेयरधनीहरुलाई कूल ४.५० प्रतिशत लाभांश वितरण गर्ने प्रस्ताव गरेको समेत पूनः जानकारी गराउन चाहन्छु । कोभिड-१९ कारण समस्याग्रस्त रहेको अर्थतन्त्रलाई पुनरुत्थान गर्न नेपाल सरकारले अगाडि सारेको वित्त नीति तथा नेपाल राष्ट्र बैंकले अगाडि सारेको मौद्रिक नीति कार्यान्वयनमा बैंक प्रतिबद्ध छ । त्यसै गरी उत्पादनशील तथा प्राथमिकताप्राप्त क्षेत्रका कृषि, जलविद्युत, पर्यटन तथा उद्योग क्षेत्रमा प्राथमिकताका साथ कर्जा लगानीलाई केन्द्रित गरेका छौं । व्याज अनुदानसहितको सहूलियतपूर्ण बिना धितो कर्जा अर्न्तगत हालसम्म १८६८ जनालाई कूल रु.१ अर्ब ४४ करोड २० लाख कर्जा प्रवाह गरिएको छ । हाल सहूलियतपूर्ण कर्जा कूल कर्जाको ०.८५ प्रतिशत रहेको र यसै आ.व. को अन्तसम्म सहूलियतपूर्ण कर्जा लगानीलाई कूल कर्जाको १ प्रतिशतसम्म पुऱ्याउने योजनाका साथ काम गरिरहेका छौं ।

सर्वसाधारणको वित्तीय पहुँच अभिवृद्धि गर्ने उद्देश्यले हामीले शाखा संजाल विस्तारतर्फ विशेष जोड दिएका छौं । संघीय



संरचनाअनुसार ७ वटै प्रदेशमा प्रादेशिक कार्यालयहरु स्थापना भई सकेको र आजको दिनमा मुलुकभर ७ वटै प्रदेशका ७७ वटै जिल्लाहरुमा गरी २४५ वटा शाखा कार्यालयसहित उपस्थित भैसकेका छौं। हामी यसै आ.व. भित्र ७७ वटै जिल्ला सदरमुकाममा आफ्ना शाखा कार्यालय विस्तारको लक्ष्य सहित २७० शाखा कार्यालय पुर्‍याउने योजनाका साथ अघि बढिरहेको जानकारी गराउन पाउँदा मलाई खुशी लागेको छ।

चालु आ.व.को ६ महिनासम्ममा बैंकको निक्षेप रु.२४२ अर्ब, कर्जा रु. १७० अर्ब, कर्जा निक्षेप अनुपात ७०.२५ प्रतिशत, कोषको लागत ३.२९ प्रतिशत, शाखा २४५, ग्राहक ३२ लाख भन्दा बढी, ATM २०५, ATM कार्ड प्रयोगकर्ता ५ लाख ८३ हजार, शाखारहित बैंकिङ्ग ९८, एक्स्टेन्सन काउण्टर ३८, मोबाइल बैंकिङ्ग प्रयोगकर्ता १३ लाख ३२ हजार रहेको समेत सहर्ष जानकारी गराउन चाहन्छु।

साथै बैंकको प्रतिस्पर्धी क्षमता अभिवृद्धि गर्दै समय सान्दर्भिक कार्य पद्धतिको विकास गर्ने उद्देश्यले आन्तरिक नीति, नियम, निर्देशिका तथा कार्यविधिहरुमा समयानुकूल परिमार्जन गरिएको छ। बैंक व्यवस्थापनको विद्यमान कर्जा लगानी अख्तियारी सीमामा वृद्धि गरिएको छ। भाखा नाघेका पुराना कर्जा असुली सम्बन्धमा व्यवस्थापनको अख्तियारीमा पुनरावलोकन गरिएको छ। साथै कर्जामा प्रतिस्पर्धी व्याजदर निर्धारण गर्ने नीति अवलम्बन गरिएको छ।

आदरणीय शेयरधनी महानुभावहरु,

आगामी दिनमा हाम्रो ध्यान देहायका विषयहरुमा केन्द्रित रहने कुरा म उल्लेख गर्न चाहन्छु।

१. बैंकको सेवालाई थप चुस्त र ग्राहकमुखी बनाउने।
२. डिजिटल बैंकिङ्गलाई थप विस्तार गर्दै सुरक्षित बैंकिङ्ग सेवा प्रदान गर्ने।
३. व्यवसाय विस्तारलाई विशेष जोडिदिई कर्जा निक्षेप अनुपातलाई वृद्धि गर्दै लगिने छ।
४. सरकारले घोषणा गरेको सहूलियतपूर्ण कर्जा, पुनरकर्जा जस्ता विशेष कार्यक्रमलाई उच्च प्राथमिकतामा राख्ने।
५. आन्तरिक नियन्त्रण प्रणालीलाई मजबुत बनाउने।
६. आन्तरिक हिसाबमिलानको कार्य प्रभावकारी बनाउने।
७. जनशक्तिको क्षमता विकास गर्दै उच्च मनोबलयुक्त मानव संसाधन विकास गर्ने।
८. जोखिम मूल्यांकन प्रणालीलाई थप प्रभावकारी बनाउने।
९. बैंकको सम्पत्तिको समुचित उपयोग गर्ने।
१०. निक्षेपकर्ता र ऋणीहरुको थप विश्वास आर्जन गर्ने र बैंकप्रतिको विश्वास र मायालाई अझ उचाईमा पुर्‍याउने।

आदरणीय शेयरधनी महानुभावहरु,

बैंकिङ्ग क्षेत्र अन्यन्त संवेदनशील क्षेत्र रहेको, यसलाई सूचना प्रविधि तथा राष्ट्रिय/अन्तर्राष्ट्रिय अर्थतन्त्रले समेत प्रभाव पार्ने भएको र यस क्षेत्रप्रति सर्वसाधारणको सरोकार रहेको हुँदा बैंकिङ्ग पद्धतिलाई सुरक्षित, विश्वसनीय तथा दिगो किसिमले संचालन गर्नुपर्ने हुन्छ। यस क्षेत्रमा समय समयमा देखापर्ने उतार चढावले मुलुकको समग्र वित्तीय स्थितिमा नकारात्मक असरको संभावना रहन्छ। अतः बैंकको आन्तरिक नियन्त्रण प्रणालीलाई अझ सबल र प्रभावकारी बनाउँदै सेवा विस्तार र विविधिकरण गर्नु पनि आजको आवश्यकता रहेको छ। गत वर्ष कोभिड-१९ ले समग्र अर्थ व्यवस्थामा नकारात्मक असर पारेकोमा यस वर्ष अर्थ व्यवस्था पूनः लयमा फर्किने क्रममा रहेकोले बैंकले थप प्रगति हासिल गर्नेछ, भन्ने कुरामा विश्वस्त छु। यसर्थ शेयरधनी महानुभावहरुको अपेक्षालाई पूरा गर्न बैंक कटिबद्ध रहेको निवेदन गर्न चाहन्छु।

अन्त्यमा, बैंकलाई आजको अवस्थामा ल्याईपुर्‍याउन साथ दिनुहुने सबै सरोकारवाला पक्षहरुलाई यस विशेष अवसरमा हार्दिक धन्यवाद व्यक्त गर्न चाहन्छु। बैंकको यस पन्ध्रौं वार्षिक साधारण सभामा शेयरधनीका तर्फबाट प्रतिनिधित्व गर्नुहुने नेपाल सरकारका प्रतिनिधिहरुमा विशेष धन्यवाद ज्ञापन गर्न चाहन्छु। त्यसै गरी यस सभामा उपस्थित सम्पूर्ण शेयरधनी महानुभावहरुले बैंकप्रति देखाउनुभएको सद्भाव र विश्वासका लागि आभार प्रकट गर्न चाहन्छु। आफ्ना अमूल्य सुझाव र सिर्जनात्मक सल्लाह दिई बैंकको सफलताका मार्गदर्शक बन्नुभएका आदरणीय ग्राहक महानुभावहरु प्रति पनि हार्दिक धन्यवाद प्रकट गर्दै भविष्यमा पनि यहाँहरुबाट रचनात्मक सल्लाह र सुझावको अपेक्षा गर्दछु। बैंक व्यवस्थापन तथा कार्यरत सबै कर्मचारीवर्गको लगनशिलता, मेहनत तथा ग्राहक सेवाप्रतिको समर्पणको उच्च कदर गर्दै आगामी दिनहरुमा पनि आफ्नो सीप, क्षमता र समयको उपयोग गर्दै ग्राहकमुखी सेवा प्रवाह गर्न कटिबद्ध रहनुहुनेछ भन्ने विश्वास लिएको छु। बैंकलाई विभिन्न समय र परिस्थितिमा सहयोग र निर्देशन प्रदान गर्ने नेपाल सरकार, अर्थ मन्त्रालय, नियामक निकाय नेपाल राष्ट्र बैंक, कम्पनी रजिष्ट्रारको कार्यालय लगायत अन्य सरोकारवाला तथा शुभचिन्तकहरु सबैमा हार्दिक कृतज्ञता व्यक्त गर्दै आगामी दिनमा पनि यहाँहरुबाट विगतमा भै सहयोग र सद्भाव प्राप्त हुनेछ भन्ने विश्वास राख्दछु र पूनः एकपल्ट बैंकको पन्ध्रौं वार्षिक साधारण सभामा उपस्थित सबैलाई हार्दिक स्वागत अभिवादन व्यक्त गर्दछु।

धन्यवाद !

धनिराम शर्मा

अध्यक्ष

सञ्चालक समिति

# राष्ट्रिय वाणिज्य बैंक लिमिटेडको १५औं वार्षिक साधारणसभामा सञ्चालक समितिका अध्यक्षबाट प्रस्तुत आर्थिक वर्ष २०७६/०७७ को विस्तृत वार्षिक प्रतिवेदन

आदरणीय शेयरधनी महानुभावहरु,

राष्ट्रिय वाणिज्य बैंक लिमिटेडको १५औं वार्षिक साधारणसभामा सहभागी हुनुभएका शेयरधनी महानुभावहरुलाई राष्ट्रिय वाणिज्य बैंक लिमिटेड सञ्चालक समितिको तर्फबाट सर्वप्रथम हार्दिक स्वागत गर्दछु। समिक्षा आर्थिक वर्ष २०७६/०७७ मा विश्व अर्थतन्त्रको परिदृश्य, मुलुकको समग्र आर्थिक स्थिति, बैंकको वित्तीय विवरणहरु, चालु आर्थिक वर्षको हालसम्मको गतिविधिहरु तथा आगामी दिनहरुमा गरिने कार्यक्रमहरुको सम्बन्धमा यहाँहरु समक्ष संक्षेपमा प्रस्तुत गर्न गईरहेको छु।

## १. विश्व अर्थतन्त्रको परिदृश्य

कोभिड १९ महामारीका कारण विश्व अर्थतन्त्रमा नराम्रो असर परेको हामी सबैलाई अवगत नै छ। सबैजसो विकसित तथा विकासोन्मुख मुलुकहरु कोभिड महामारीको प्रभावमा परेकोले समग्र विश्व आर्थिक गतिविधिमा संकुचन आएको विषय यहाँहरुलाई जगजाहेर नै छ। अन्तर्राष्ट्रिय मुद्रा कोषले प्रकाशित गरेको World Economic Outlook, अक्टोबर २०२० अनुसार विश्व अर्थतन्त्र सन् २०२० मा ४.४ प्रतिशतले संकुचन हुने देखिएको छ। सन् २०२१ मा भने विश्वको कूल गार्हस्थ उत्पादन वृद्धिदर ५.२ प्रतिशत हुने प्रक्षेपण कोषले गरेको छ। विकसित देशहरुको समग्र उत्पादन सन् २०१९ मा १.७ प्रतिशतले बढेकोमा सन् २०२० मा ५.८ प्रतिशतले ह्रास आउने अनुमान छ। उदीयमान विकासोन्मुख देशहरुको आर्थिक वृद्धिदर सन् २०१९ मा ३.७ प्रतिशत रहेकोमा सन् २०२० मा ३.३ प्रतिशतले कमी आउने अनुमान छ। छिमेकी राष्ट्र भारत र चीनको आर्थिक वृद्धिदर सन् २०१९ मा क्रमशः ४.२ प्रतिशत र ६.१ प्रतिशत रहेकोमा सन् २०२० मा चीनको १.९ प्रतिशतले वृद्धि र भारतको १०.३ प्रतिशतले संकुचन हुने अनुमान छ।

## २. मुलुकको समग्र आर्थिक स्थिति

आर्थिक वर्ष २०७६/०७७ को फाल्गुणसम्म आर्थिक क्रियाकलापहरुमा तीव्रता आए पनि त्यसपछि विश्वभर फैलिएको कोभिड १९ को महामारीका कारण विश्व अर्थतन्त्र नै प्रभावित हुन गई त्यसको असर नेपालको अर्थतन्त्रमा पनि पर्न गएको छ। आर्थिक सर्वेक्षण २०७६/०७७ का अनुसार समिक्षा वर्षमा आर्थिक वृद्धि दर २.२८ प्रतिशत हुने अनुमान गरिए पनि विभिन्न अन्तर्राष्ट्रिय वित्तीय संस्थाहरुको प्रक्षेपणले उक्त वर्षको आर्थिक वृद्धिदर शून्यको नजिक रहेको देखाएका छन्। यस्तो वृद्धि आर्थिक वर्ष २०७५/०७६ मा ७.१ प्रतिशत रहेको थियो। यस्तो विषम परिस्थितिका बाबजुद नेपाल सरकारले आर्थिक वर्ष २०७७/०७८ को बजेटमा ७ प्रतिशतको आर्थिक वृद्धिदर हुने अनुमान गरेको छ र तर आर्थिक वर्षको पहिलो ६ महिनामा कोरोनाको प्रभाव आर्थिक क्रियाकलापमा स्पष्ट रुपले परेको छ। यद्यपि अब स्थिति सामान्यीकरण हुँदै जाँदा बाँकी अवधिमा आर्थिक क्रियाकलापहरु सुचारु हुँदै जाने अपेक्षा गरिएको छ।

आदरणीय शेयरधनी महानुभावहरु,

अब म कम्पनी ऐन, २०६३ को दफा १०९ को उपदफा ४ को प्रावधान बमोजिम गत आर्थिक वर्ष २०७६/०७७ मा बैंकले गरेका कारोबार तथा गतिविधिहरु सम्बन्धमा बुँदागत रुपमा प्रस्तुत गर्न गईरहेको छु।

### (क) विगत वर्षको कारोबारको सिंहावलोकन:

कोभिड-१९ प्रतिकुल असरका बाबजुद समिक्षा वर्ष आ.व. २०७६/०७७ मा बैंकको समग्र वित्तीय स्थिति सन्तोषजनक रहेको छ। २०७७ आषाढ मसान्तमा बैंकको कूल सम्पत्तिमा अघिल्लो वर्षको सोही मितिको तुलनामा रु. ४० अर्ब ३७ करोड (१७.८३ प्रतिशत) ले वृद्धि भई रु. २ खर्ब ६६ अर्ब ७७ करोड पुगेको छ। समिक्षा अवधिमा ग्राहकहरुलाई प्रदान गरिएको खुद कर्जा तथा सापट रु. ८ अर्ब ७७ करोड (६.१८ प्रतिशत) ले वृद्धि भई रु. १ खर्ब ५० अर्ब ८० करोड पुगेको छ। यस अवधिमा धितोपत्र सुरक्षण लगानीमा ८६.०८ प्रतिशतले वृद्धि भई ७४ अर्ब ७७ करोड पुगेको छ। सरकारी कारोबारको लेना रकम गत वर्षको तुलनामा कम रहेकाले अन्य सम्पत्तिहरुमा कमी आएको छ। बैंकले उत्पादनशील क्षेत्र तथा उद्यमशीलता विकासलाई प्राथमिकतामा राखी कर्जा प्रवाह गरेको छ। समिक्षा अवधिमा बैंकको आफ्नै भवनहरु निर्माणाधीन रहेकोले बैंकको जायजथा, यन्त्र तथा उपकरणमा ३८.४१ प्रतिशतले वृद्धि भएको छ।

आ.व. २०७६/०७७ मा कूल दायित्व तर्फ रु.३८ अर्ब ९१ करोड (१९ प्रतिशत) ले वृद्धि भई रु. २ खर्ब ४३ अर्ब ७४ करोड पुगेको छ। ग्राहकहरुबाट संकलन गरिएको निक्षेपमा समिक्षा अवधिमा रु. ४१ अर्ब ६५ करोड (२२ प्रतिशत) ले

वृद्धि भई रु २ खर्व ३० अर्व ९० करोड पुगेको छ । समिक्षा अवधिमा समग्र बैकिङ्ग क्षेत्रमा तरलताको सहज अवस्था तथा बैंकको ख्याति, र प्रतिस्पर्धी व्याजदरका कारण निक्षेप संकलनमा उल्लेख्य वृद्धि भएको छ । दायित्वका अन्य शीर्षकहरुमा सामान्य थपघट भएको छ ।

समिक्षा अवधिमा शेयर पूँजी संरचनामा कुनै परिवर्तन भएको छैन । आ.व. २०७६/०७७ मा शेयरधनी कोष १ अर्व ४४ करोडले वृद्धि भई २०७७ आषाढ मसान्तमा कूल शेयरधनी कोष रु २३ अर्व ३ करोड पुगेको छ । २०७६ आषाढ मसान्तमा शेयरधनी कोष रु २३९.७१ प्रतिशेयर रहेकोमा समिक्षा अवधिमा ६.६९ प्रतिशतले वृद्धि भई २०७७ आषाढ मसान्तमा रु २५५.७५ पुगेको छ ।

बैंकको आ.व. २०७५/०७६ तथा २०७६/०७७ आषाढ मसान्तको तुलनात्मक वित्तीय स्थिति:

रकम रु. करोडमा

विवरण	आषाढ मसान्तमा		वढी/(घटी) रकम	वढी/घटी %
	२०७७	२०७६		
नगद तथा नगद सरह	७०९	८१९	(११०)	-१३.४४
नेपाल राष्ट्र बैंकमा रहेको मौज्दात	१,७९३	१,२३६	५५७	४५.१०
बैंक तथा वित्तीय संस्थामा रहेको अल्पकालीन लगानी	५	३७	(३३)	-८७.११
बैंक तथा वित्तीय संस्थालाई प्रदान गरिएको कर्जा	४४६	४५४	(८)	-१.७८
ग्राहकहरुलाई प्रदान गरिएको कर्जा	१५,०८०	१४,२०३	८७७	६.१८
धितोपत्र सुरक्षणमा लगानी	७,४७७	४,०१८	३,४५९	८६.०८
चालु कर सम्पत्ति	२६५	२४३	२२	९.१६
सहायक कम्पनीमा लगानी	२०	२०	-	०.००
एसोसियट कम्पनीमा लगानी	१०	१०	-	०.००
जायजथामा लगानी (PPE)	११	११	(१)	-४.७३
जायजथा, यन्त्र तथा उपकरण	१५६	११३	४३	३८.४१
ख्याति तथा अदृश्य सम्पत्ति	४	४	(०)	-३.८५
स्थगन कर सम्पत्ति	६५	३९	२६	६६.३२
अन्य सम्पत्ति	६३६	१,४३४	(७९८)	-५५.६३
<b>कूल सम्पत्ति</b>	<b>२६,६७७</b>	<b>२२,६४१</b>	<b>४,०३७</b>	<b>१७.८३</b>

बैंक तथा वित्तीय संस्थालाई भुक्तानी गर्नुपर्ने रकम	२२८	७८६	(५५८)	-७१.०१
नेपाल राष्ट्र बैंकलाई भुक्तानी गर्नुपर्ने रकम	२८	३५	(७)	-२०.१६
ग्राहकहरुको निक्षेप	२३,०९०	१८,९२६	४,१६४	२२.०१
सापटी	६	६	(०)	-१.०३
व्यवस्थाहरु	३८	३६	२	५.४१
अन्य दायित्व	९८४	६९४	२९०	४१.७७
<b>कूल दायित्व</b>	<b>२४,३७४</b>	<b>२०,४८२</b>	<b>३,८९१</b>	<b>१९.००</b>
शेयर पूँजी	९००	९००	-	०.००
संचित नाफा/नोक्सान	७६	१४०	(६३)	-४५.३८
जगेडा तथा कोषहरु	१,३२७	१,११९	२०८	१८.५६
<b>कूल शेयरधनी कोष</b>	<b>२,३०३</b>	<b>२,१५९</b>	<b>१४४</b>	<b>६.६९</b>
<b>कूल पूँजी तथा दायित्व</b>	<b>२६,६७७</b>	<b>२२,६४१</b>	<b>४,०३७</b>	<b>१७.८३</b>
<b>प्रति शेयर शेयरधनी कोष</b>	<b>२५५.७५</b>	<b>२३९.७१</b>	<b>१६.०३</b>	<b>६.६९</b>

## आ.व. २०७६/०७७ को कारोबारको नतिजा

आ.व. २०७६/०७७ को सुरुवाती दिनहरुमा राष्ट्रिय/अन्तर्राष्ट्रिय आर्थिक अवस्था अनुकूल भएपनि आ.व. २०७६/०७७ को चौथो त्रैमासमा कोभिड-१९ का कारण देखिएको विषम परिस्थितिमा पनि बैंकले सन्तोषजनक नतिजा हासिल गर्न सफल भएको छ । कोभिड-१९ को प्रतिकूल प्रभाव, आर्थिक विकासमा संकुचन, कर्जाको मागमा संकुचन जस्ता प्रतिकूलतामा पनि बैंकले आ.व. २०७६/०७७ मा ५ अर्ब ९४ करोड संचालन नाफा तथा ४ अर्ब ३८ करोड खुद मुनाफा आर्जन गरेको छ । अघिल्लो वर्ष भन्दा खुद व्याज आम्दानीमा रु ५० करोड अर्थात ५.०२ प्रतिशतको संकुचन आई समिक्षा अवधिमा बैंकले रु ९ अर्ब ४५ करोड खुद व्याज आम्दानी आर्जन गरेको छ । कर्जा तथा अन्य सम्पत्तिको नोक्सानीको लागि रु. १६ करोड व्यवस्था गरिएको छ । शुल्क तथा कमिशन आम्दानीमा ६.७९ प्रतिशत तथा गैह्र संचालन आम्दानीमा १०१.५१ प्रतिशतको वृद्धि भएको छ भने अन्य संचालन आम्दानीमा ३३.५७ प्रतिशतले कमी भएको छ । खर्च तर्फ शुल्क तथा कमिशन खर्चमा २४.२१ प्रतिशत, कर्मचारी खर्चमा ०.४१ प्रतिशत, ह्रासकट्टी खर्चमा ३३.७० र अन्य संचालन खर्चमा १२.७७ प्रतिशतले वृद्धि भएको छ । आयकर ऐनको व्यवस्था बमोजिम चालु कर तथा लेखामान बमोजिम स्थगन करको गणना गरिएको र समिक्षा वर्षमा अघिल्लो आ.व.को तुलनामा कूल आयकर खर्चमा १८.३३ प्रतिशतले वृद्धि भएको छ ।

नेपाल राष्ट्र बैंकले स्प्रेडरलाई क्रमशः कम गराउँदै लगेका कारण समिक्षा वर्षमा बैंकको कर्जाको व्याजदर सापेक्षित रुपमा स्थिर रहेको तर निक्षेप तर्फको व्याजदरमा उल्लेख्य रुपमा वृद्धि भएको छ । वर्षको अन्तिम त्रैमासमा कर्जाको मागमा भएको कमी र निक्षेपमा भएको उच्च वृद्धिका कारण व्याज आम्दानीको तुलनामा व्याज खर्चको वृद्धिदर उच्च रहेको छ । बैंकको व्याज आम्दानी भन्दा व्याज खर्चको वृद्धिदर बढि रहँदा खुद व्याज आम्दानीको वृद्धिदर नकारात्मक रहेको छ । समिक्षा अवधिमा २० प्रतिशत सम्म तलवमानमा वृद्धि भएतापनि कर्मचारीहरु सेवानिवृत्त भई नयाँ कर्मचारीको भर्ना पूर्णरुपमा हुन नसक्दा कर्मचारी खर्चमा सामान्य वृद्धि भएको छ । त्यस्तै बैंकको कारोबार तथा कार्यसंचालनमा वृद्धि भएको, कोभिड-१९ का कारण सफाई तथा सुरक्षा मापदण्ड परिपालना गर्न गरिएका खर्चका कारण संचालन खर्चमा वृद्धि भएको छ ।

बैंकको आ.व. २०७५/७६ तथा २०७६/७७ को तुलनात्मक नाफा नोक्सान:

रु. करोडमा

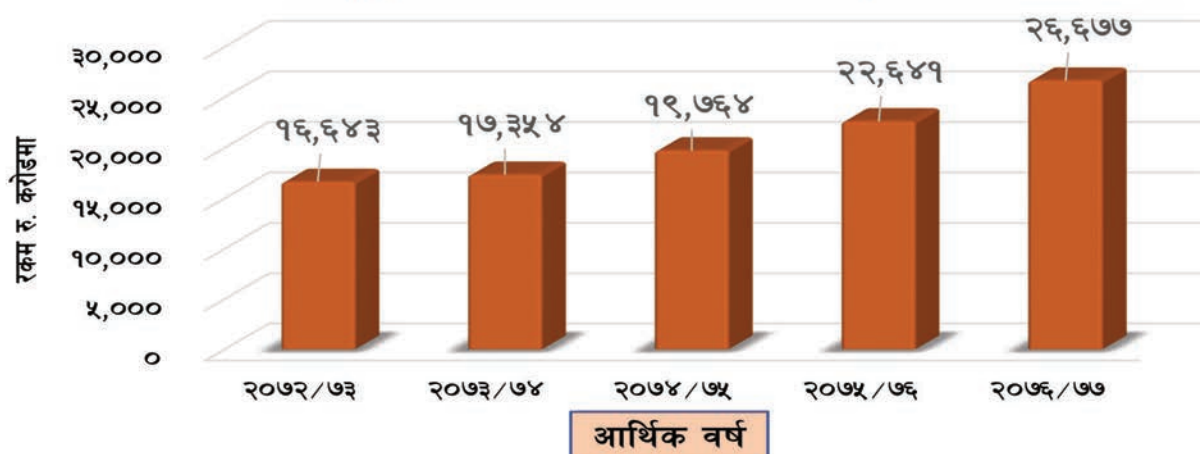
विवरण	आ.व. २०७६/७७	आ.व. २०७५/७६	बढी/(घटी) रकम	बढी/(घटी) प्रतिशत
व्याज आम्दानी	१,७१६	१,४९२	२२४	१४.९९
व्याज खर्च	७७१	४९७	२७४	५५.०१
खुद व्याज आम्दानी	९४५	९९५	(५०)	(५.०२)
शुल्क तथा कमिशन आम्दानी	८३	७८	५	६.७९
शुल्क तथा कमिशन खर्च	१७	१४	३	२४.२१
खुद शुल्क तथा कमिशन आम्दानी	६५	६४	२	२.९४
खुद व्याज, शुल्क तथा कमिशन आम्दानी	१,०१०	१,०५८	(४८)	(४.५५)
खुद कारोबार आम्दानी	५	७	(१)	(२१.०८)
अन्य संचालन आम्दानी	५४	८१	(२७)	(३३.५७)
कूल संचालन आम्दानी	१,०७०	१,१४७	(७७)	(६.७१)
कर्जा तथा अन्य सम्पत्तिको नोक्सानीको लागि व्यवस्था	१६	६१	(४५)	(७३.७३)
खुद संचालन आम्दानी	१,०५४	१,०८६	(३२)	(२.९३)
संचालन खर्च :				
कर्मचारी खर्च	३१०	३०९	१	०.४१
अन्य संचालन खर्च	१२८	११३	१४	१२.७७
ह्रासकट्टी तथा परिशोधन	२२	१६	५	३३.७०
संचालन आम्दानी	५९४	६४७	(५३)	(८.२०)
गैह्र संचालन आम्दानी	३०	१५	१५	१०१.५१
गैह्र संचालन खर्च	-	०	(०)	(१००.००)
कर अधिको नाफा	६२३	६६२	(३८)	(५.७६)
आयकर खर्च				
चालु कर	१३०	४५	८६	१९३.०५
स्थगन कर	५५	११२	(५७)	(५०.८२)
खुद मुनाफा	४३८	५०५	(६७)	(१३.२६)

## विगत ५ आर्थिक वर्षको प्रमुख वित्तीय भलकहरू

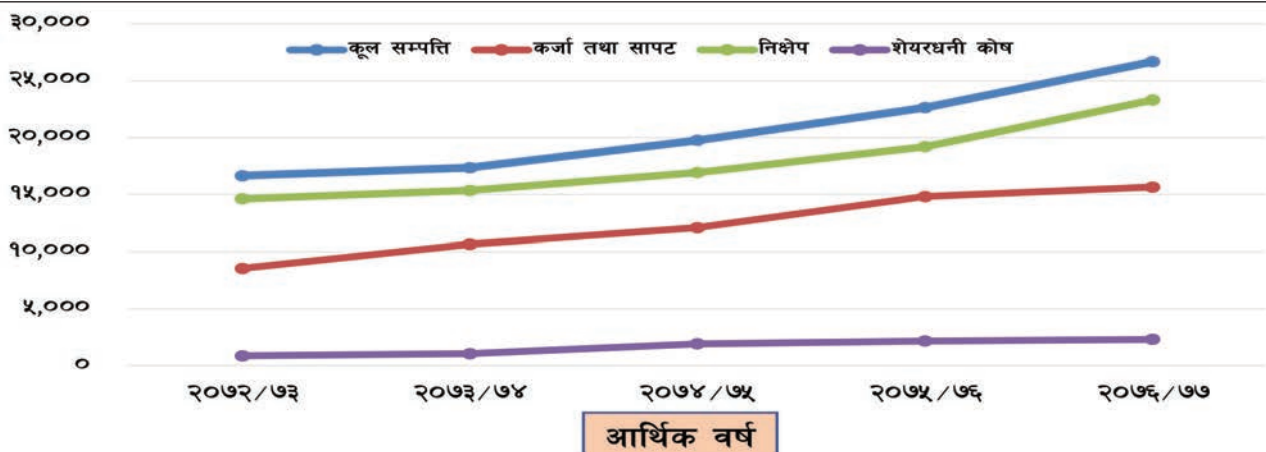
### कूल सम्पत्ति (Total Assets)

आर्थिक वर्ष	रकम (रु. करोडमा)	वार्षिक वृद्धिदर %
२०७२/७३	१६,६४३	१९.२५
२०७३/७४	१७,३५४	४.२७
२०७४/७५	१९,७६४	१३.८९
२०७५/७६	२२,६४१	१४.५६
२०७६/७७	२६,६७७	१७.८२

### कूल सम्पत्ति (Total Asset)



आर्थिक वर्ष	कूल सम्पत्ति	कर्जा तथा सापट	निक्षेप	शेयरधनी कोष
२०७२/७३	१६,६४३	८,५४७	१४,६२१	८६१
२०७३/७४	१७,३५४	१०,६४३	१५,३५८	१,०४८
२०७४/७५	१९,७६४	१२,०८७	१६,९३३	१,९०७
२०७५/७६	२२,६४१	१४,८१२	१९,१९९	२,१५९
२०७६/७७	२६,६७७	१५,६५२	२३,२९८	२,३०३

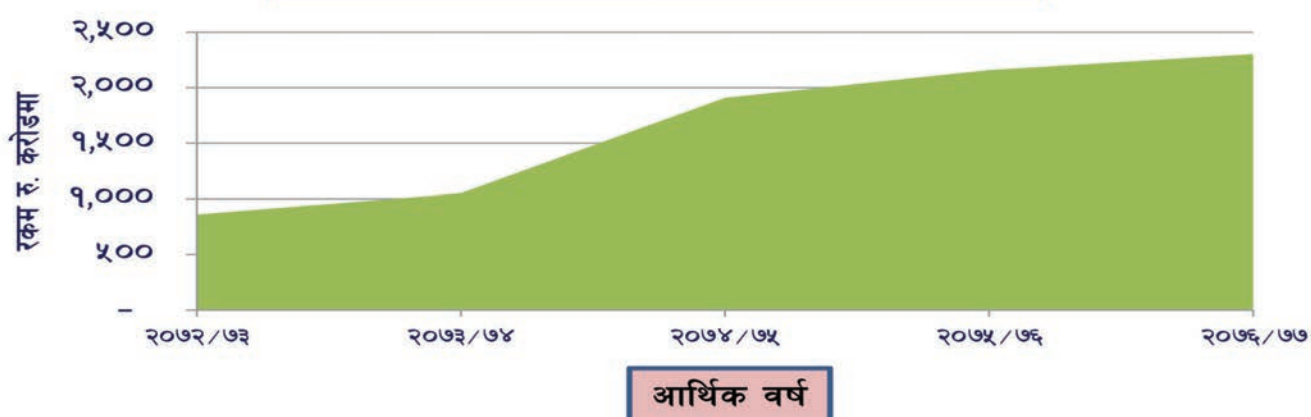




## शेयरधनी कोष (Shareholder's Equity)

आर्थिक वर्ष	रकम (रु. करोडमा)	वार्षिक वृद्धिदर %
२०७२/७३	८६१	२८.९२
२०७३/७४	१,०४८	२१.८२
२०७४/७५	१,९०७	८१.९०
२०७५/७६	२,१५९	१३.१९
२०७६/७७	२,३०३	६.६९

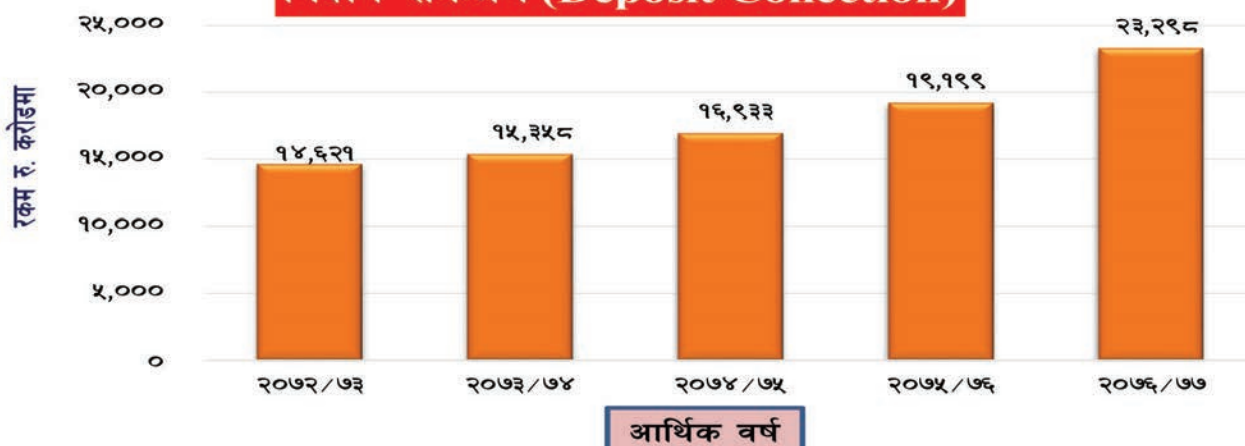
## शेयरधनी कोष (Shareholders Equity)



## निक्षेप (Deposits)

आर्थिक वर्ष	रकम (रु. करोडमा)	वार्षिक वृद्धिदर %
२०७२/७३	१४,६२१	१७.७०
२०७३/७४	१५,३५८	५.०४
२०७४/७५	१६,९३३	१०.२६
२०७५/७६	१९,१९९	१३.३८
२०७६/७७	२३,२९८	२१.३५

## निक्षेप संकलन (Deposit Collection)



## निक्षेप संरचना (Deposit Structure)

रकम (रु. करोडमा)

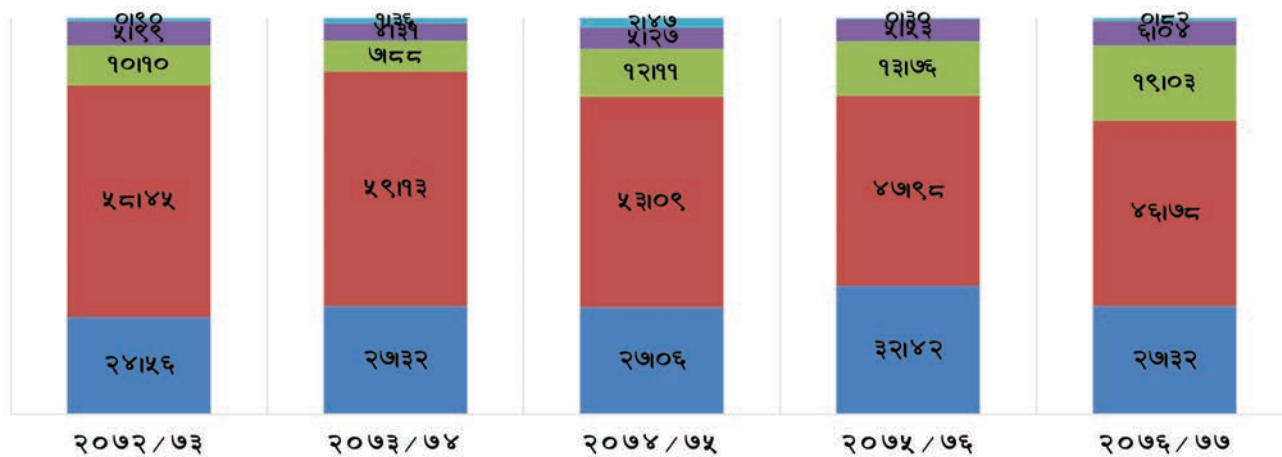
आर्थिक वर्ष	चलती	वचत	मुद्दती	कल (Call)	अन्य	जम्मा
२०७२/७३	३,५९१	८,५४६	१,४७७	८७५	१३१	१४,६२०
२०७३/७४	४,१९६	९,०८१	१,२११	६६२	२०८	१५,३५८
२०७४/७५	४,५८१	८,९९०	२,०५१	८९३	४१८	१६,९३३
२०७५/७६	६,२२४	९,२१२	२,६४२	१,०६३	५८	१९,१९९
२०७६/७७	६,३६५	१०,८९९	४,४३४	१,४०८	१९२	२३,२९८

प्रतिशतमा

आर्थिक वर्ष	चलती	वचत	मुद्दती	कल	अन्य	जम्मा
२०७२/७३	२४.५६	५८.४५	१०.१०	५.९९	०.९०	१००.००
२०७३/७४	२७.३२	५९.१३	७.८८	४.३१	१.३६	१००.००
२०७४/७५	२७.०६	५३.०९	१२.११	५.२७	२.४७	१००.००
२०७५/७६	३२.४२	४७.९८	१३.७६	५.५३	०.३०	१००.००
२०७६/७७	२७.३२	४६.७८	१९.०३	६.०४	०.८२	१००.००

## निक्षेप संरचना प्रतिशत (Deposit Structure)

■ चलती ■ वचत ■ मुद्दती ■ कल ■ अन्य

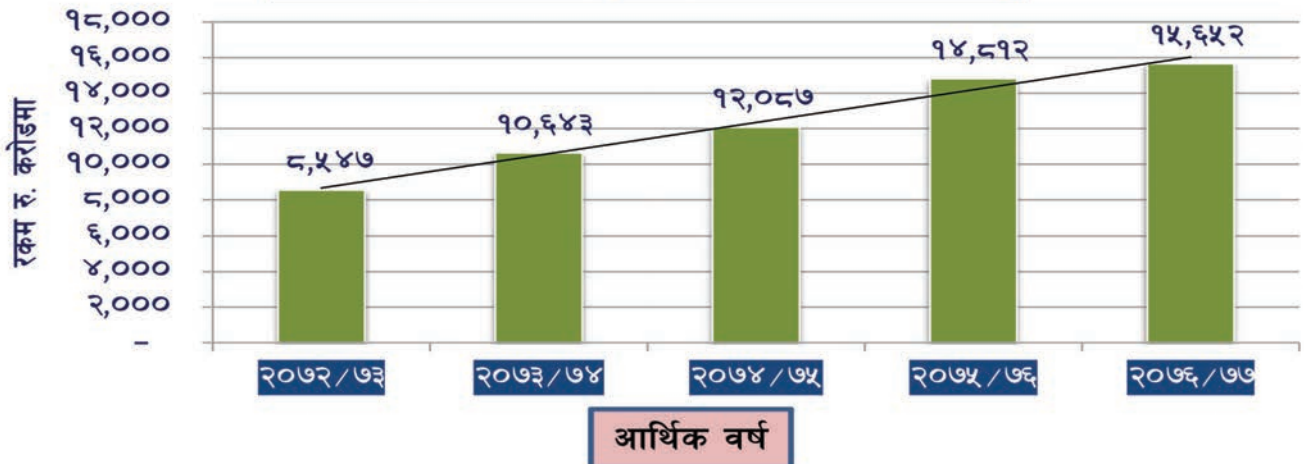


आर्थिक वर्ष

## कर्जा तथा सापट (Loan and Advances)

आर्थिक वर्ष	रकम (रु. करोडमा)	वार्षिक वृद्धिदर %
२०७२/७३	८,५४७	१२.७०
२०७३/७४	१०,६४३	२४.५२
२०७४/७५	१२,०८७	१३.५७
२०७५/७६	१४,८१२	२२.५४
२०७६/७७	१५,६५२	५.६७

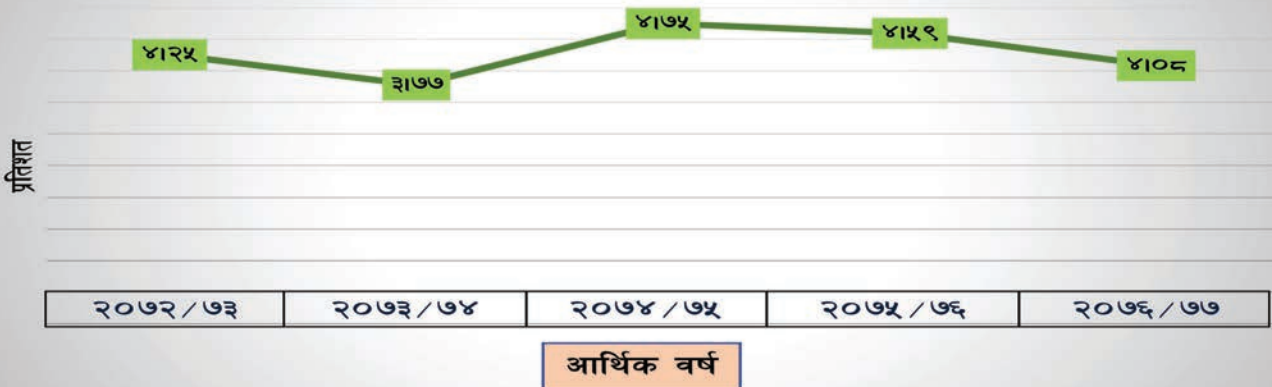
## कर्जा तथा सापट (Loan & Advances)



## निष्क्रिय कर्जा अनुपात (Non-performing Loan Ratio)

आर्थिक वर्ष	निष्क्रिय कर्जा प्रतिशत (NPA%)
२०७२/७३	४.२५
२०७३/७४	३.७७
२०७४/७५	४.७५
२०७५/७६	४.५९
२०७६/७७	४.०८

## निष्क्रिय कर्जा प्रतिशत (Non Performing Loan %)



## खुद मुनाफा (Net Profit)

आर्थिक वर्ष	रकम (रु. करोडमा)	वार्षिक वृद्धिदर %
२०७२/७३	२३६	-४९.२८
२०७३/७४	२७८	१७.८८
२०७४/७५	३६६	३१.८०
२०७५/७६	५०५	३७.९९
२०७६/७७	४३८	-१३.२९

### खुद मुनाफा (Net Profit)

रकम रु. करोडमा

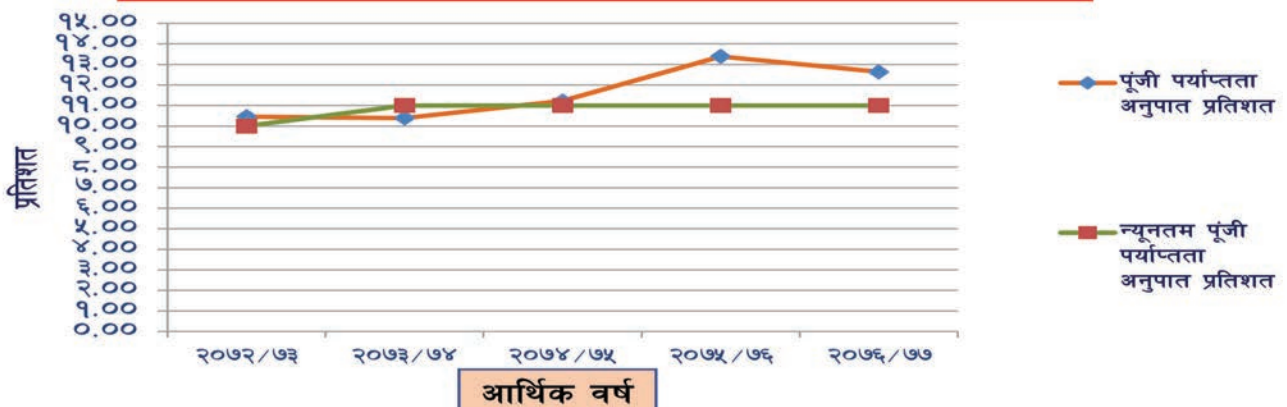


आर्थिक वर्ष

### पूँजी पर्याप्तता अनुपात (Capital Adequacy Ratio)

आर्थिक वर्ष	पूँजी पर्याप्तता अनुपात प्रतिशत	न्यूनतम पूँजी पर्याप्तता अनुपात प्रतिशत
२०७२/७३	१०.४६	१०.००
२०७३/७४	१०.३९	११.००
२०७४/७५	११.४६	११.००
२०७५/७६	१३.३९	११.००
२०७६/७७	१२.६४	११.००

### पूँजी पर्याप्तता अनुपात (Capital Adequacy Ratio)



(ख) राष्ट्रिय तथा अन्तर्राष्ट्रिय परिस्थितिबाट कम्पनीको कारोबारलाई कुनै असर परेको भए सो असर:

समिक्षा वर्षमा विश्व महामारीको रुपमा फैलिएको कोभिड-१९ को असरले मुलुकको समग्र अर्थव्यवस्थामा नराम्रो असर पुग्यो । सन् १९३० को दशकको महामन्दी पश्चात् यस पटक विश्व अर्थतन्त्र सबैभन्दा ठूलो संकुचनमा गएको अनुमान गरिएको छ । सन् २०१९ को डिसेम्बरको अन्तदेखि चीनको वुहान शहरबाट फैलिएको यो महामारीको संक्रमण रोकथाम तथा नियन्त्रण गर्न विश्वव्यापी रुपमा अवलम्बन गरिएका कदमहरुबाट उत्पादनदेखि आपूर्तिसम्मको श्रृङ्खला अवरुद्ध हुन पुगेको छ । मानव स्वास्थ्यमा देखिएको उच्च जोखिम र आर्थिक संकट दुवै समानान्तर रुपमा व्यहोर्नु परेका कारण गरिबी, बेरोजगारी तथा आय असमानता बढेको साथै विश्वभरको श्रम बजार र विप्रेषण आप्रवाह प्रभावित भएको महसुस गरिएको छ । त्यस्तै, सरकारी खर्चमा बढोत्तरी हुन गई सरकारी श्रोत साधनमा चाप पर्न जाने तथा सार्वजनिक ऋणमा वृद्धि हुने अनुमान गरिएको छ । सन् २०१९ को तुलनामा सन् २०२० को विश्व अर्थतन्त्रको वृद्धिदर नकारात्मक रहने अनुमान गरिएको छ ।

कोभिड-१९ महामारीको संक्रमण नियन्त्रण, रोकथाम तथा उपचारको लागि नेपालमा २०७६ चैत्र ११ गतेदेखि घोषणा गरिएको बन्दाबन्दीले मुलुकको आर्थिक कारोवार लगायत व्यापार, व्यवसाय, यातायात, उद्योग, कलकारखाना, बजार, शिक्षण संस्था लगायतका सम्पूर्ण गतिविधिहरू ठप्प प्रायः भए । अत्यावश्यक सेवा प्रवाह गर्ने निकायहरू पनि सीमित रूपमा मात्र आफ्ना गतिविधिहरू संचालन गर्न सक्षम भए । महामारी नियन्त्रणका लागि गरिएको बन्दाबन्दी लगायतका नियन्त्रणात्मक उपायका कारण मुलुकको कृषि, उद्योग, यातायात, पर्यटन, होटल तथा रेष्टुरेण्ट, निर्माण, थोक तथा खुद्रा व्यापार लगायत सेवा क्षेत्रमा ठूलो असर परेको देखिन्छ । प्रमुख श्रम गन्तव्य मुलुकहरू आर्थिक संकुचनमा गएसँगै वैदेशिक रोजगारीमा गएको ठूलो श्रमशक्ति स्वदेश फर्कन बाध्य भए । जसको असर आन्तरिक श्रम बजारमा देखिएको छ । उल्लेखित असरका कारण बैकिङ्ग क्षेत्रको कारोवारमा संकुचन आयो । फलस्वरूप बैंक तथा वित्तीय संस्थाहरूको आम्दानी तथा मुनाफामा प्रत्यक्ष रूपमा असर पुग्यो र अपेक्षित लक्ष्य हासिल हुन सकेनन् । बैंकले समिक्षा अवधिमा कोभिड-१९ को प्रभावबाट उद्योग व्यवसायमा परेको असर न्यूनीकरण गर्न नेपाल राष्ट्र बैंकबाट जारी निर्देशनको कार्यान्वयन गर्दा व्याज छुट, मिनाहाका कारण बैंकको आम्दानीमा रु. ४९ करोड ९३ लाखले कमी आएको छ ।

हालको अवस्थामा कोभिड-१९ महामारी न्यूनीकरणका लागि लागु गरिएका नियन्त्रणात्मक व्यवस्थालाई सहज गरिएसँगै अर्थतन्त्र चलायमान हुन थालेको अवस्था छ । बैकिङ्ग प्रणालीमा पर्याप्त तरलता रहन गई निक्षेप तथा कर्जाको ब्याजदरमा कमी आएको छ । विद्युतीय वित्तीय कारोवारमा बढोत्तरी हुँदै गएको छ । देशको मुद्रास्फिति नियन्त्रित रहेको तथा शोधनान्तर बचत रहेको छ ।

(ग) प्रतिवेदन तयार भएको मितिसम्म चालु वर्षको उपलब्धि र भविष्यमा गर्नुपर्ने कुराको सम्बन्धमा सञ्चालक समितिको धारणा:

यस आ.व. २०७६/०७७ को वार्षिक प्रतिवेदन तयार हुँदै गर्दा चालु आ.व. २०७७/०७८ को पहिलो अर्धवार्षिक अवधि समाप्त भईसकेको छ । चालु आ.व.को पौष मसान्तसम्मका मुख्य उपलब्धिहरूलाई निम्नानुसार प्रस्तुत गरिएको छ ।

राष्ट्रिय वाणिज्य बैंक लि.		
२०७७ पौष मसान्तसम्मका मुख्य उपलब्धिहरू		
क्र.सं.	विवरण	रकम रु करोडमा
१	कुल निक्षेप	२४,२१६।५६
२	कुल कर्जा	१७,०५९।७४
३	कुल व्याज आम्दानी	७८८।७५
४	कुल व्याज खर्च	३९७।७२
५	खुद व्याज आम्दानी	३९१।०३
६	खुद मुनाफा	१७४।८९
७	कुल सम्पत्ति	२८,७५३।७९
८	नेटवर्थ	२,५४६।७१
९	खराब कर्जा प्रतिशत	४।२३
१०	कर्जा निक्षेप अनुपात प्रतिशत	६५।४०
११	कोषको लागत प्रतिशत	३।२९
१२	आधार दर प्रतिशत	५।६१
१३	ब्याजदर स्प्रेड प्रतिशत	४।०९
१४	स्थायी कर्मचारी संख्या	२,०२३
१५	शाखा संख्या	२४५
१६	ATM संख्या	२०५
१७	शाखा रहित बैकिङ्ग संख्या	९८
१८	POS संख्या	४५०
१९	एक्सटेन्सन काउन्टर संख्या	३८
२०	भौगोलिक उपस्थिति (कार्यक्षेत्र)	७ प्रदेशका ७७ वटै जिल्लाहरू



- बैंकको विद्यमान कोर बैकिङ्ग प्रणालीलाई स्तरोन्नति गरी केन्द्रीकृत गरिएको कारण बैकिङ्ग सेवा र कार्य प्रणालीमा चुस्तता आएको छ ।
- बैंकमा भइरहेका नीति नियम तथा कार्यविधिहरूको पुनरावलोकन, संशोधन तथा पुनःलेखनको कार्य भएको छ ।
- बैंकले नेपाल टेलिकमसँगको सहकार्यमा नेपाल डिजिटल पेमेन्ट कम्पनी स्थापना गरी संचालनमा ल्याउने कार्य अन्तिम चरणमा पुगेको छ ।
- बैंकले क्यूआर कोड, पस मेशिन, मोबाइल बैकिङ्ग जस्ता डिजिटल बैकिङ्ग माध्यमलाई प्राथमिकतामा राखी प्रचारप्रसार र प्रयोगमा विशेष जोड दिइएको छ ।
- बैंकको थापाथली, वसन्तपुर, पोखरा, वुटवल र भैरहवामा आफ्नै भवनहरू निर्माण कार्यलाई तिब्रताका साथ अघि बढाई यसै आ.व. भित्र सम्पन्न गर्ने लक्ष्य लिएको छ ।
- बैंकको सबै शाखा कार्यालयहरू मार्फत वित्तीय साक्षरता कार्यक्रमलाई अभियानको रूपमा संचालन गरिएको छ ।
- कोभिड-१९ को विषम परिस्थितिमा पनि स्वास्थ्य तथा सुरक्षाको उपायहरू अवलम्बन गरी बैंकको सेवा सुचारु गरी ग्राहकहरूलाई सेवा प्रदान गरिएको छ । संक्रमण जोखिबाट बच्न बैंकको तर्फबाट विभिन्न उपायहरू अवलम्बन गर्दागर्दै पनि हालसम्म बैंकका ४२५ जना कर्मचारीहरू कोभिड-१९ बाट संक्रमित भईसकेका छन् ।

### भविष्यमा गर्नुपर्ने कुराको सम्बन्धमा सञ्चालक समितिको धारणा:

राष्ट्रिय तथा अन्तर्राष्ट्रिय परिदृश्यलाई पुनरावलोकन गर्दा गत आ.व. तथा यस आ.व.को पहिलो त्रैमासको अन्त्यसम्म सम्पूर्ण हिसाबले कष्टप्रद रहे पनि यस आ.व. २०७७/०७८ को दोस्रो त्रैमाससम्म आईपुग्दा समग्र अर्थतन्त्र बिस्तारै चलायमान भईरहेको अवस्थामा बैंकले आफ्ना प्रायजसो वित्तीय सूचकहरूमा सुधार ल्याईसकेको छ । पहिलो त्रैमासमा कोभिड-१९ का कारण बन्दाबन्दीको सामना गर्दै ग्राहक सेवामा जोड दिइएकोमा दोस्रो त्रैमासमा व्यवसायमा केही वृद्धि भई बैंकले पहिलो त्रैमासको तुलनामा ९.६७ प्रतिशतले कर्जा बिस्तार गर्न सफल रहेको छ । कोभिड-१९ को समयमा अत्यधिक प्रचलन पाएको डिजिटल प्रविधिले अबका दिनमा बैकिङ्ग क्षेत्रमात्र नभई सम्पूर्ण आर्थिक क्षेत्रमा डिजिटल फुड्को समेत मार्ने देखिन्छ । प्रविधिको प्रयोगसंगै आउने जोखिमहरूको व्यवस्थापनका लागि समेत बैंकले अबका दिनमा विशेष ध्यान दिई संभावित जोखिमहरूलाई व्यवस्थापन गर्दै प्रविधिको उपयोग तथा विकास गर्नुपर्ने अपरिहार्य देखिन्छ । अबका दिनहरूका बैकिङ्ग खाकाहरूलाई हेर्दा बैंकले डिजिटल प्रणालीमा नेतृत्वदायी भुमिका खेल्न पर्नेमा कुनै द्विविधा रहदैन ।

नेपाल सरकार तथा नेपाल राष्ट्र बैंकको मुख्य चासोको विषय बैंक तथा वित्तीय संस्थाहरूको मर्जरका कारण धेरै बैंक तथा वित्तीय संस्थाहरू मर्जर भई आकार तथा कारोवार विशाल हुँदै जाँदा अबको दिनमा यस बैंकले समेत पूंजी वृद्धिको उपयुक्त मार्गतर्फ अगाडि बढ्नुपर्नेछ ।

बैंकले विगतमा जस्तै सामाजिक पुनरुत्थानका साथै स्वस्थ प्रतिस्पर्धात्मक व्यापार बिस्तार सहितको अग्रणी बैंकले खेल्नुपर्ने भुमिकालाई थप जोड दिनु पर्नेछ । यस सिलसिलामा बैंकमा भैरहेका कतिपय नीति नियम तथा मार्गदर्शनहरूलाई समयसापेक्ष परिमार्जित गर्दै लग्नु जरुरी रहेको छ । त्यस्तै आफ्ना ब्यवसायिक प्रकृयाहरूलाई प्रविधिको प्रयोग मार्फत सेवा प्रवाहलाई थप परिस्कृत तथा चुस्त बनाउन Business Process Reengineering लाई समेत जोड दिनुपर्नेछ ।

ग्राहक सेवा नै सफलताको मूलमन्त्र रहेको हुँदा बैंकले विगतका समयमा भैं ग्राहक सन्तुष्टि तथा ग्राहक सेवालाई अभि परिस्कृत गर्दै आफ्नो भिजन तथा मिसनमा उल्लेख भएभैं एक सबल अनि विश्वासिलो बैंकको संज्ञालाई कायम राख्न जोड दिनुपर्नेछ ।

यसका अतिरिक्त बैंकको भावी योजनाहरु यस प्रकार रहेका छन् ।

१. देशका सम्पूर्ण जिल्लामा उपस्थिति भईसकेको परिप्रेक्ष्यमा अबका दिनमा बैंकले ७ वटै प्रदेशका ७७ वटै जिल्ला सदरमुकाम र व्यावसायिक दृष्टिकोणले महत्वपूर्ण स्थानहरुमा आफ्नो शाखा संजाल बिस्तारमा जोड दिईनेछ ।
२. कोभिड-१९ का कारण सुस्त रहेको आर्थिक अवस्थालाई चलायमान बनाउन नेपाल सरकार तथा नेपाल राष्ट्र बैंक मार्फत जारी भएका तथा भविष्यमा जारी हुने निर्देशनलाई प्रभावकारी रुपमा कार्यान्वयन गरिनेछ ।
३. निक्षेपको अधिकतम सदुपयोग गरी व्यवसाय विस्तारलाई विशेष जोड दिई कर्जा निक्षेप अनुपातलाई वृद्धि गर्दै लगिनेछ ।
४. गैह्र कोषमा आधारित व्यवसायलाई थप बिस्तार गर्दै शुल्क तथा कमिशन आम्दानीलाई वृद्धि गर्न जोड दिईनेछ ।
५. बैंकिङ्ग बजारको माग तथा बजारमा थप प्रतिस्पर्धी रुपमा प्रस्तुत हुन समयसापेक्ष तथा ग्राहकको चाहना तथा आवश्यकता बमोजिमका नयां कर्जा तथा निक्षेप सम्बन्धी प्रोडक्टहरुको विकास गर्दै व्यवसाय बिस्तारलाई ध्यान दिईनेछ ।
६. सरकारको नीति तथा कार्यक्रममा रहेको सहूलियतपूर्ण कर्जा मार्फत युवा तथा महिला उद्यमी, दलित तथा पिछडिएका वर्गका व्यक्तिहरुमा उद्यमशिलता विकास गराई पूंजी उपलब्ध गराउन विभिन्न स्थानीय निकाय, सरकारी तथा गैह्र सरकारी निकायसंग सहकार्य गर्दै अधि बढ्ने योजना रहेको छ ।
७. राष्ट्रिय प्राथमिकताप्राप्त तथा नेपाल राष्ट्र बैंकले निर्दिष्ट गरेका क्षेत्रहरुमा प्राथमिकताका साथ कर्जा लगानी गरिनेछ ।
८. निष्कृत कर्जा व्यवस्थापनका लागि कार्यतालिका बनाई कर्जा असुली कार्यलाई थप प्रभावकारी बनाईनेछ ।
९. बैंकमा विद्यमान विविध प्रकारका जोखिमलाई न्यूनीकरण गर्न जोखिम व्यवस्थापन कार्यलाई थप परिस्कृत तथा प्रभावकारी बनाउँदै लगिनेछ ।
१०. कर्मचारीहरुको ज्ञान, सीप, क्षमता तथा पेशागत दक्षता अभिवृद्धि गर्न विभिन्न तालिम तथा सिकाईका कार्यक्रमहरु संचालन गरिनेछ । कर्मचारीहरुलाई ग्राहकमैत्री सेवा प्रवाह गर्न अभिप्रेरित गरिनेछ ।
११. बैंकमा प्रयोगमा रहेको Core Banking System लाई स्तरोन्नति गरिने तथा आवश्यकतानुसार प्रतिस्थापन गर्नका लागि प्रकृया अधि बढाईनेछ । डिजिटल बैंकिङ्गमा अभि सुधार गर्दै गुणस्तर वृद्धि गर्ने योजना रहेको छ ।
१२. बैंकको आन्तरिक लेखापरीक्षण, बाह्य लेखापरीक्षण तथा नेपाल राष्ट्र बैंकले निरीक्षणको क्रममा औल्याएका कैफियतहरुको सुधार गरिनेछ ।
१३. Clean and Smart RBB with Consolidation कार्यक्रमलाई निरन्तरता दिईनेछ ।
१४. संस्थागत सुशासन तथा आन्तरिक नियन्त्रण प्रणालीलाई अभि सुदृढ बनाउन यस सम्बन्धी कार्यहरु अगाडि बढाईनेछ ।

(घ) कम्पनीको औद्योगिक वा व्यावसायिक सम्बन्ध:

बैंकले सबै सरोकारवाला निकायहरु नेपाल सरकार, शेयरधनी मन्त्रालयहरु, सर्वसाधारण शेयरधनीहरु, नियमनकारी निकाय, ग्राहकवर्ग, कर्मचारीहरु एवं अन्य सबै पक्षसंग असल सम्बन्ध कायम राख्दै आएको छ । साथै, यस बैंकमा क्रियाशील ट्रेड युनियनहरुबाट पनि बैंकको उन्नति र प्रगतिमा रचनात्मक सहयोग प्राप्त हुँदै आएको छ । व्यावसायिक सहयात्रीकोरुपमा उनीहरुबाट निर्वाह हुँदै आएको भुमिकाको कदर गर्दै आगामी दिनमा बैंक सुधार कार्यक्रममा ट्रेड युनियनहरुको सकारात्मक र सक्रिय सहभागितालाई जोड दिईनेछ ।

(ङ) सञ्चालक समितिमा भएको हेरफेर र सोको विवरण:

आर्थिक वर्ष २०७६/०७७ मा बैंकको सञ्चालक समितिमा देहाय बमोजिम हेरफेर भएको छ ।

(१) अध्यक्ष श्री महेन्द्रमान गुरुङ्ग, सचिव, संचार तथा सूचना प्रविधि मन्त्रालय ।

(मिति २०७६/०७/२८ सम्म)

- (२) अध्यक्ष श्री निर्मलहरि अधिकारी, सह-सचिव, अर्थ मन्त्रालय ।  
(मिति २०७६/०६/१६ सम्म संचालक र २०७६/०८/१५ देखि २०७७/०५/०७ सम्म अध्यक्ष)
- (३) संचालक श्री धनिराम शर्मा, सह-सचिव, अर्थ मन्त्रालय  
(मिति २०७६/०७/०६ देखि २०७७/०९/२२ सम्म संचालक, र २०७७/०९/२३ देखि हालसम्म अध्यक्ष)
- (४) संचालक श्री रविन्द्रलाल श्रेष्ठ, नक्साल, काठमाण्डौ ।  
(मिति २०७४/०३/२५ देखि २०७६/०९/२२ सम्म)
- (५) संचालक श्री विद्यावारिधी सिग्देल, पोखरा लेखनाथ म.न.पा. १३, कास्की ।  
(मिति २०७४/०४/०४ देखि २०७६/०५/११ सम्म)
- (६) संचालक श्री अर्जुन बहादुर अधिकारी, मध्यपुर थिमि न.पा. १५, भक्तपुर ।  
(मिति २०७५/०१/०५ देखि २०७६/१०/२५ सम्म)
- (७) संचालक प्रा.डा. राजन बहादुर पौडेल, नागार्जुन न.पा. १, काठमाण्डौ ।  
(मिति २०७६/०५/११ देखि हालसम्म)
- (८) संचालक श्री रोमिला ढकाल उप्रेती, किर्तिपुर न.पा. २, काठमाण्डौ ।  
(मिति २०७७/०३/०७ देखि हालसम्म)

(च) कारोबारलाई असर पार्ने मुख्य कुराहरु:

सरकारको वित्तीय नीति, बैकिङ्ग क्षेत्रमा देखिएको प्रतिस्पर्धा, व्यापार व्यवसायमा वृद्धि, औद्योगिकीकरण, आर्थिक विकास जस्ता कुराहरुले बैंकको कारोबारमा असर पार्ने देखिन्छ ।

(छ) लेखापरीक्षण प्रतिवेदनमा कुनै कैफियत उल्लेख भएको भए सो उपर सञ्चालक समितिको प्रतिक्रिया:

बैंकको बाह्य लेखापरीक्षकहरुबाट आ.व.२०७६/७७ को वित्तीय विवरणहरुउपर लेखापरीक्षण प्रतिवेदनमा उल्लेख गरिएका कैफियत र उक्त कैफियतहरुमा संचालक समितिको प्रतिक्रिया निम्नानुसार रहेका छन्:

हिसाबमिलान तथा राफसाफ नभएका पुराना अन्तरशाखा हिसाब, डेबिट कार्ड तथा क्रेडिट कार्ड कारोबारको भुक्तानी गर्न बाँकी रकम, विगत वर्षहरुदेखि जिम्मेवारी साँदै ल्याएको बिना सूचना ड्राफ्ट भुक्तानी, विविध आसामी, हिसाबमिलान नभएको एजेन्सी कारोबार, मार्गस्थ नगद, नेपाल बैंक ड्राफ्ट कारोबार, विविध साहुहरु, दावी नपरेको दायित्व लगायतको शीर्षकहरुको पाउनुपर्ने तथा भुक्तानी गर्नुपर्ने रकम सम्बन्धमा लेखापरीक्षण प्रतिवेदनमा पर्याप्त र उचित प्रमाण उपलब्ध हुन नसकेको कारण शेयरधनी कोषलाई पार्न सक्ने असर एकिन गर्न नसकिएको भनी कैफियत जनाईएको छ । अन्तरशाखा हिसाब तथा पाउनुपर्ने सम्पत्ति र भुक्तानी गर्नुपर्ने दायित्व अन्तर्गतका विभिन्न शीर्षकहरुमा रहेको रकमहरुको हिसाबमिलान/राफसाफ गर्न तथा अद्यावधिक गर्न विस्तृत कार्ययोजना तर्जुमा गरी थप श्रोत साधन र मानव संसाधन परिचालन गरी हिसाबमिलान तथा राफसाफ गर्ने कार्य भईरहेको छ । डेबिट कार्ड तथा क्रेडिट कार्ड हिसाब लगायत बैंकको विविध हिसाबहरु हिसाबमिलानको लागि आवश्यक सफ्टवेयर खरिद गर्ने तथा उक्त कार्यलाई थप प्रभावकारी बनाउन बाह्य विशेषज्ञको सहयोग लिने प्रक्रिया समेत अघि बढाईएको छ ।

बैंकको स्थिर सम्पत्तिको भौतिक परीक्षण नगरिएको, निक्षेप अन्तर्गत प्रस्तुत गरिएको म्याद नाघेको मुद्दती निक्षेप तथा अप्रमाणित निक्षेपको हिसाबमिलान नभएको, बिल कलेक्सन तथा ग्यारेन्टी लगायतको वासलातबाहिरको कारोबारहरु विगत आ.व.हरुदेखि उज्राती रहदै आएकोले बैंकको शेयरधनी कोषमा प्रभाव नपारे तापनि वित्तीय स्थितिको विवरण तथा वासलात बाहिरको कारोबारमा प्रभाव पार्न सक्ने भनी कैफियत गरिएकोमा बैंकमा प्रचलनमा रहेका आर्थिक प्रशासन विनियमावली अनुसार सबै स्थिर सम्पत्तिहरुको वार्षिक रुपमा अनिवार्यरुपमा भौतिक परीक्षण गर्नुपर्ने व्यवस्थालाई कडाइको साथ परिपालना गर्न, म्याद समाप्त भएको मुद्दती निक्षेपकर्ताहरु तथा अप्रमाणित निक्षेपकर्ताहरुको पहिचान तथा सम्पर्क गरी भुक्तानी गर्न तथा बैंकको वासलात बाहिरको कारोबारहरुको विवरण अद्यावधिक गर्न व्यवस्था मिलाईएको छ ।

(ज) लाभांश बाँडफाँड गर्न सिफारिस गरिएको रकम:

बैंकको सञ्चालक समितिको मिति २०७७/०९/२८ मा बसेको २४३७ औं बैठकबाट आ.व. २०७६/७७ सम्मको वितरणयोग्य मुनाफाबाट वितरण गर्ने गरी शेयरधनीहरूलाई चुक्ता पूँजीको ३.५० प्रतिशत नगद लाभांश र ३.५० प्रतिशत बोनस शेयर प्रदान गर्ने प्रस्ताव गरिएको र बैंकको वित्तीय विवरणको अभिन्न अंगको रूपमा रहेको लेखासम्बन्धी टिप्पणीहरूमा सोही व्यहोरा खुलासा गरिएकोमा नेपाल सरकार, अर्थ मन्त्रालयबाट आ.व. २०७६/७७ को वितरणयोग्य मुनाफाबाट मात्र लाभांश वितरण गर्न सकिने निर्देशन तथा वितरणयोग्य मुनाफाको ३० प्रतिशतसम्म मात्र नगद लाभांश वितरण गर्न सकिने नेपाल राष्ट्र बैंकको निर्देशनको परिपालना गरी सञ्चालक समितिको मिति २०७७/१०/०४ मा बसेको २४३९ औं बैठकबाट लाभांश दर संशोधन गरी आ.व. २०७६/०७७ को वितरणयोग्य मुनाफाबाट शेयरधनीहरूलाई चुक्ता पूँजीको २.५० प्रतिशत नगद लाभांश र २ प्रतिशत बोनस शेयर प्रदान गर्ने प्रस्ताव गरिएको छ ।

(झ) शेयर जफत भएको भए जफत भएको शेयर संख्या, त्यस्तो शेयरको अङ्कित मूल्य, त्यस्तो शेयर जफत हुनुभन्दा अगावै सो वापत कम्पनीले प्राप्त गरेको जम्मा रकम र त्यस्तो शेयर जफत भएपछि सो शेयर बिक्री गरी कम्पनीले प्राप्त गरेको रकम तथा जफत भएको शेयर बापत रकम फिर्ता गरेको भए सोको विवरण:

बैंकले समिक्षा वर्ष कुनै पनि शेयर जफत गरेको छैन ।

(ञ) विगत आर्थिक वर्षमा कम्पनी र यसको सहायक कम्पनीको कारोबारको प्रगति र सो आर्थिक वर्षको अन्तमा रहेको स्थितिको पुनरावलोकन:

यस बैंकको सहायक कम्पनीको रूपमा आरबिबि मर्चेन्ट बैंकिङ्ग लि. रहेको छ । यस बैंकको सहायक कम्पनीको रूपमा आरबिबि मर्चेन्ट बैंकिङ्ग लिमिटेडको मिति २०७२/१०/१५ मा कम्पनी रजिष्ट्रारको कार्यालयमा दर्ता भई संस्थापना भएको हो । उक्त कम्पनीको अधिकृत पूँजी, जारी पूँजी र चुक्ता पूँजी रु. २० करोड रहेको छ । बैंकले उक्त कम्पनीमा लगानी गरेको रु. २० करोडलाई अनुसूची ४.१० को शेयर लगानी अन्तर्गत प्रस्तुत गरिएको छ । बैंकको सहायक कम्पनी आरबिबि मर्चेन्ट बैंकिङ्ग लि. ले यस आ.व. २०७६/०७७ मा रु. १,१४,१०,३८९/- नाफा आर्जन गरेको छ ।

(ट) कम्पनी तथा त्यसको सहायक कम्पनीले आर्थिक वर्षमा सम्पन्न गरेको प्रमुख कारोवारहरू र सो अवधिमा कम्पनीको कारोबारमा आएको कुनै महत्पूर्ण परिवर्तन:

यस बैंकको सहायक कम्पनी आरबिबि मर्चेन्ट बैंकिङ्ग लि.ले आ.व. २०७६/०७७ मा नेपाल पुनर्बीमा कम्पनी लि. को १ अर्ब ६० करोड रुपैया बराबरको शेयर निष्काशन तथा बिक्री प्रबन्धकको रूपमा कार्य गरी प्राथमिक शेयर निष्काशन गरेको छ । यसैगरी समिक्षा वर्षमा प्राईम कमर्शियल बैंक लि. र कम्पनी बीच ३.५० अर्ब रकमको ऋणपत्र निष्काशन गर्ने सम्झौता गरी ऋणपत्र निष्काशनको लागि नेपाल धितोपत्र बोर्डबाट अन्तिम स्वीकृतिको प्रकृत्यामा रहेको छ । साथै नेपाल इन्भेष्टमेन्ट बैंक लि.को रु. ४ अर्ब बराबरको ऋणपत्र स्वीकृति प्राप्त भै निष्काशनको अन्तिम प्रकृत्यामा रहेको छ । यसैगरी सानिमा जनरल इन्स्योरेन्स लि. को प्राथमिक शेयर निष्काशनको लागि प्रत्याभुतिकर्ता (Underwriter) सम्बन्धी कार्य गर्ने सम्झौता गरी कार्य सम्पन्न भईसकेको छ । आ.व. २०७६/०७७ मा राष्ट्रिय वाणिज्य बैंक लि., नेको इन्स्योरेन्स लि., बरुण हाईड्रोपावर कम्पनी लि. र एनएलजी इन्स्योरेन्स कम्पनीहरूसँग RTS को कार्य सम्झौता गरी सो अनुसारको कार्य सम्पन्न गरेको छ ।

(ठ) विगत आर्थिक वर्ष (२०७६/०७७) मा कम्पनीको आधारभुत शेयरधनीहरूले कम्पनीलाई उपलब्ध गराएको जानकारी:

त्यस्तो कुनै जानकारी प्राप्त भएको छैन ।

(ड) विगत आर्थिक वर्ष (२०७६/०७७) मा कम्पनीका सञ्चालक तथा पदाधिकारीहरूले लिएको शेयरको स्वामित्वको विवरण र कम्पनीको शेयर कारोबारमा निजहरू संलग्न रहेको भए सो सम्बन्धमा निजहरूबाट कम्पनीले प्राप्त गरेको जानकारी:

यस बैंकको शेयर संचालक तथा पदाधिकारीले खरिद गर्न सक्ने प्रावधान हाल नभएकोले यस्तो शेयर खरिद भएको छैन ।

(ढ) विगत आर्थिक वर्ष (२०७६/०७७) मा कम्पनीसँग सम्बन्धित सम्झौताहरूमा कुनै संचालक तथा निजको नजिकको नातेदारको व्यक्तिगत स्वार्थको वारेमा उपलब्ध गराइएको जानकारीको व्यहोरा:

यस्तो कुनै जानकारी बैंकलाई प्राप्त भएको छैन ।

(ण) कम्पनीले आफ्नो शेयर आफैले खरिद गरेको भए त्यसरी आफ्नो शेयर खरिद गर्नुको कारण, त्यस्तो शेयरको

संख्या र अङ्कित मूल्य तथा त्यसरी शेयर खरिद गरे बापत कम्पनीले भुक्तानी गरेको रकम:

समिक्षा वर्षमा बैंकले आफ्नो शेयर आफैले खरिद गरेको छैन ।

(त) आन्तरिक नियन्त्रण प्रणाली भए वा नभएको र भएको भए सोको विस्तृत विवरण:

बैंकको आन्तरिक नियन्त्रण प्रणाली सवल र सक्षम छ । नियन्त्रण व्यवस्थामा अवलम्बन गरिएका प्रक्रियाहरू निम्नानुसार छन्:

(क) मजबुत आन्तरिक निरीक्षण तथा नियन्त्रण व्यवस्था अपनाइएको ।

(ख) संचालन प्रक्रियालाई व्यवस्थित गर्न कर्मचारी सेवा विनियमावली, आर्थिक प्रशासन सम्बन्धी विनियमावली, कर्जा लगानी निर्देशिका, कर्जा असुली निर्देशिका लगायतका अन्य निर्देशिकाको व्यवस्था गरेको ।

(ग) कर्जा नीति निर्देशिका अपनाइएको ।

(घ) स्वतन्त्र आन्तरिक लेखापरीक्षण विभाग गठन भई कार्यरत रहेको ।

(ङ) लेखापरीक्षण समितिले आन्तरिक नियन्त्रण प्रणाली र लेखापरीक्षकबाट औल्याइएका प्रमुख कुराहरूको नियमित अनुगमन गर्ने गरेको ।

(थ) विगत आर्थिक वर्ष (२०७६/०७७) को कुल व्यवस्थापन खर्चको विवरण:

कर्मचारी खर्च : रु. ३,१०,३९,२२,५७६।००

कार्यालय संचालन खर्च : रु. १,२७,६२,१८,९५०।००

कुल व्यवस्थापन खर्च : रु. ४,३८,०१,४१,५२६।००

(द) लेखापरीक्षण समितिका सदस्यहरूको नामावली, निजहरूले प्राप्त गरेको पारिश्रमिक, भत्ता तथा सुविधा, सो समितिले गरेको काम कारवाहीको विवरण र सो समितिले कुनै सुझाव दिएको भए सोको विवरण:

(१) लेखापरीक्षण समिति:

संचालक	श्री जनक कुमार बराल	- संयोजक
संचालक	प्रा.डा. राजन बहादुर पौडेल	- सदस्य
विभागिय प्रमुख	श्री सञ्जय कुमार श्रेष्ठ	- सदस्य सचिव

(आन्तरिक लेखापरीक्षण विभाग)

(२) समितिका संयोजक लगायत सदस्यलाई बैठक भत्ता बाहेक अन्य कुनै पारिश्रमिक र सुविधा प्रदान गर्ने गरिएको छैन ।

समितिका अध्यक्ष र संचालक सदस्यलाई प्रति बैठक भत्ता रु. ४,०००।- प्रदान गरिएको छ ।

(३) आर्थिक वर्ष २०७६/०७७ मा समितिको बैठक संख्या १६ (बैठक नं. २६८ देखि २८३ सम्म) र उक्त बैठकहरूमा भएका प्रमुख निर्णयहरू निम्नानुसार छन् ।

बैठक नं/मिति	निर्णयहरू
२६८/२०७६।०४।२२	आन्तरिक लेखापरीक्षण विभागको आ.व. २०७६/०७७ को वार्षिक आन्तरिक लेखापरीक्षण कार्ययोजनाको बारेमा विस्तृत रूपमा छलफल भई प्रस्तुत योजनालाई अझ प्रभावकारी बनाउनलाई योजना तयार गर्दा आधारको रूपमा लिईएका तथा यस समितिको २०७६/०२/२१ को २६५ औं बैठकमा छलफल भए बमोजिमको १७ वटा जोखिमको मापदण्डहरूको आधारमा आन्तरिक लेखापरीक्षण युनिटहरूको प्राथमिकीकरण विवरण समेत समावेश गरी आन्तरिक लेखापरीक्षण विभागको आ.व. २०७६/०७७ को वार्षिक आन्तरिक लेखापरीक्षण कार्ययोजनामा समावेश गर्ने । अनुसूची १ मा उल्लेख गरिएका इकाईहरूको आन्तरिक लेखापरीक्षण कार्य योजना स्वीकृत गरी कार्यान्वयनका लागि आन्तरिक लेखापरीक्षण विभागलाई निर्देशन दिने । अनुसूची १ क मा उल्लेख गरिएका इकाईहरूको Outsourcing मार्फत आन्तरिक लेखापरीक्षण कार्य गर्न विभागबाट प्रस्तुत योजना स्वीकृत गरी कार्यान्वयनका लागि आवश्यक व्यवस्था मिलाउन व्यवस्थापनलाई निर्देशन दिने तथा उक्त कार्यको अनुगमन गर्नका लागि आन्तरिक लेखापरीक्षण विभागलाई निर्देशन दिने ।
२६९/२०७६।०४।२९	आ.व. २०७५/०७६ को चौथो त्रैमासको वित्तीय विवरण उपर छलफल गरी आवश्यक परिमार्जन सहित स्वीकृत गरियो । उक्त स्वीकृत वित्तीय विवरण संचालक समितिमा जानकारीका लागि पेश गर्न व्यवस्थापनलाई निर्देशन दिने निर्णय गरियो ।



बैठक नं/मिति	निर्णयहरू
२७०/२०७६।०६।१५	<p>जोखिममा आधारित आन्तरिक लेखापरीक्षण निर्देशिका तयार पार्ने सम्बन्धमा छलफल भयो । सो सम्बन्धमा बाह्य विज्ञको परामर्श लिई जोखिममा आधारित आन्तरिक लेखापरीक्षण निर्देशिका तयार गर्न व्यवस्थापनलाई निर्देशन दिने निर्णय गरियो ।</p> <p>विद्यमान अवस्थामा यस बैंकको शाखा दिनानुदिन बढ्दै गैरहेको तर आन्तरिक लेखापरीक्षण विभागमा सरुवा तथा अनिवार्य अवकाशका कारण लेखा परीक्षण गर्ने जनशक्ति एकदमै न्युन हुँदै गैरहेको बारेमा यस समितिलाई अनुसूची २ सहितको जानकारी प्राप्त भयो । यस सम्बन्धमा आन्तरिक लेखापरीक्षण विभागलाई आवश्यक जनशक्ति यस समितिको मिति २०७४/०५/२८को २२८ औं बैठकबाट पारित जनशक्ति योजना बमोजिमको जनशक्ति परिपूर्तिका लागि व्यवस्थापनलाई निर्देशन दिने निर्णय गरियो ।</p>
२७१/२०७६।०७।०७	<p>जोखिममा आधारित आन्तरिक लेखापरीक्षण निर्देशिका तयार गर्ने सम्बन्धमा यस समितिमा व्यवस्थापनका प्रतिनिधि सहितको उपस्थितिमा छलफल भयो । जोखिममा आधारित आन्तरिक लेखापरीक्षण निर्देशिका तयार गर्नको लागि बाह्य विशेषज्ञ परामर्श लिँदा उपयुक्त हुने कुरामा सबैको एकमत भए बमोजिम सो कार्य यथाशीघ्र गर्नको लागि व्यवस्थापनलाई निर्देशन दिने निर्णय गरियो ।</p> <p>यस बैंकको आन्तरिक लेखापरीक्षण विभागले तयार पारेको आ.व २०७५/२०७६ को चौथो त्रैमासको समष्टिगत प्रतिवेदन सम्बन्धमा विस्तृत रुपमा व्यवस्थापनको उपस्थितिमा यस समितिमा छलफल भयो । आन्तरिक लेखापरीक्षण विभागले औल्याएका कैफियतहरूको सुधारको लागि तथा समष्टिगत प्रतिवेदनलाई प्रस्तावको रुपमा संचालक समितिमा प्रस्तुत गर्न व्यवस्थापनलाई निर्देशन दिने निर्णय गरियो ।</p>
२७७/२०७६।१०।२१	<p>श्री महालेखापरीक्षकको कार्यालय, संगठित संस्था लेखापरीक्षण निर्देशनालयको मिति २०७६/१०/२० च.नं. २८० को पत्रबाट परामर्श प्राप्त भएअनुसार आ.व.२०७६/७७ को लेखापरीक्षण गर्न चार्टर्ड एकाउन्टेन्टहरू श्री प्रभुराम भण्डारी र श्री मंदेश कुमार गुरागाईलाई संयुक्त रुपमा बाह्य लेखापरीक्षकमा नियुक्ति गरी निजहरूलाई लेखापरीक्षण शुल्क बापत संयुक्त रुपमा रु २०,००,०००। (अक्षरूपी बीस लाख मात्र) मूल्य अभिवृद्धि कर बाहेक (प्रति लेखापरीक्षक रु १० लाख मात्र) प्रदान गर्ने प्रस्ताव वार्षिक साधारण सभामा पेश गर्नलाई संचालक समितिमा सिफारिस गर्ने निर्णय गरियो ।</p>
२८३/२०७७।०३।२५	<p>नेपाल राष्ट्र बैंकको बैंक सुपरिवेक्षण विभागको मिति २०७६/०९/२९ को पत्रानुसार बाह्य लेखापरीक्षकले अन्तिम लेखापरीक्षण प्रतिवेदनमा Qualify गरेका कैफियतहरूको सम्बन्धमा बैंकको लेखापरीक्षण समितिमा त्रैमासिकरुपमा समिक्षा गर्ने व्यवस्था मिलाउनहुन भन्ने निर्देशन प्राप्त भएअनुसार सो सम्बन्धमा कैफियतहरूको सुधारको विवरण प्राप्त गरी समिक्षाको लागि आगामी बैठकमा पेश गर्न आन्तरिक लेखापरीक्षण विभागलाई बैठक नं. २८० मिति २०७७।०२।१९ मा निर्देशन दिईएको ।</p> <p>तत्पश्चात व्यवस्थापनबाट मिति २०७७।०३।१८ मा च.न ५०१ को पत्रमार्फत व्यवस्थापनबाट लेखापरीक्षण प्रतिवेदनमा Qualify गरेका कैफियतहरूको सुधारको बारेमा कार्य प्रगति सहितको विवरण यस समितिमा व्यवस्थापनका प्रतिनिधि सहितको सहभागितामा छलफल भयो । उक्त लेखापरीक्षण प्रतिवेदनमा Qualify गरेका कैफियतहरूको सुधारको बारेमा छलफल हुँदा लेखापरीक्षकले प्रतिवेदनमा Qualify गरेका कैफियतहरू क) अन्तर शाखा हिसाब मिलान, ख) कार्ड हिसाब अन्तर्गतको खुद रकमको हिसाबमिलान, ग) कर्जाको हिसाबमिलान, घ) पुराना हिसाब बिना सुचना भुक्तानी, अप्रमाणित निक्षेप, सन्ड्र डेब्टर्स/क्रेडिटर्स, भुक्तानी अवधि सकिएको मुद्दती निक्षेप, समायोजन नभएको एजेन्सी खाता, मार्गस्थ नगद हिसाबको बारेमा तुलनात्मक प्रगति विवरण देखिने गरी आवश्यक परिमार्जनसहित नेपाल राष्ट्र बैंकको बैंक सुपरिवेक्षण विभागमा पठाउन साथै बाह्य लेखापरीक्षकले अन्तिम लेखापरीक्षण प्रतिवेदनमा Qualify गरेका कैफियतहरूको प्रगति विवरण प्रत्येक त्रैमासमा नियमित रुपमा आन्तरिक लेखापरीक्षण विभागमा पठाउने व्यवस्था मिलाउनलाई व्यवस्थापनलाई निर्देशन दिने निर्णय गरियो ।</p>

- (ध) संचालक, प्रबन्ध सञ्चालक, कार्यकारी प्रमुख, कम्पनीका आधारभुत शेयरधनी वा निजको नजिकका नातेदार वा निज संलग्न रहेको फर्म, कम्पनी वा संगठित संस्थाले कम्पनीलाई कुनै रकम बुझाउन बाँकी भए सो कुरा: कुनै रकम बुझाउन बाँकी नरहेको ।
- (न) संचालक, प्रबन्ध सञ्चालक, कार्यकारी प्रमुख तथा पदाधिकारीहरूलाई भुक्तानी गरिएको पारिश्रमिक, भत्ता तथा सुविधाको रकम:

क्र.सं.	विवरण	संचालक	प्रमुख कार्यकारी अधिकृत	व्यवस्थापक
१	बैठक भत्ता	२१,४८,०००।००	-	-
२	तलब	-	१३,६९,०६६।००	५४,५६,०९७।००
३	भत्ता	-	२५,०६,९३३।००	५२,२३,३५७।००
४	दशैं भत्ता	-	३,६४,०००।००	६,९६,४९४।००
५	संचयकोष योगदान	-	७९,७३३।००	५,४५,६९०।००
६	टेलिफोन / मोबाइल	१,६५,०००।-	-	-
७	विविध (पत्रपत्रिका)	१,३२,०००।-	-	-
८	गाडी सुविधा (इन्धन)	३३,५००।-	-	-
९	आवास सुविधा	-	-	-
१०	बिमा	-	-	-
११	संचित बिदा बापत भुक्तानी	-	१,५०,०००।००	-
१२	बोनस	-	१८,१२,२०४।०४	३,५२,६९७।००
१३	अन्य	-	१,४२,९९०।९४	३५,९९,७०४।००
	जम्मा रकम रु.	२४,७८,५००।००	६४,२४,८४६।१८	१,५७,८५,८७९।००
	जम्मा संख्या :	७	१	७

### टिप्पणी :

- बैंक संचालक समितिका अध्यक्ष तथा संचालकहरूलाई पत्रपत्रिकाबापत प्रति संचालक मासिक रु. २०००।००, संचार खर्च बापत रु. २५००।००, संचालक समितिको बैठकमा उपस्थितिमा हुन बैंकको सवारी साधन प्रयोग नगरी निजी सवारी साधन प्रयोग गर्नु हुने अध्यक्ष तथा संचालकहरूलाई मासिक २० लिटर इन्धन वा सो बराबरको रकम प्रदान गर्ने व्यवस्था गरिएको छ ।
  - प्रमुख कार्यकारी अधिकृतलाई चालक, इन्धन र मर्मत सम्भार सहित सवारी साधनको व्यवस्था गरिएको छ । साथै संचार खर्च एवं पत्रपत्रिकाको भुक्तानी बैंकले गर्ने व्यवस्था गरेको छ ।
  - बैंकका व्यवस्थापकहरूको हकमा नियमानुसार बढीमा रु. २,५००।- सम्म संचार खर्च प्रदान गर्ने व्यवस्था रहेको छ । व्यवस्थापन तहका कर्मचारीहरूलाई बैंकको नियमानुसार दुर्घटना बिमा, औषधोपचार बिमा र जीवन बिमाको व्यवस्था गरिएको छ ।
- (प) शेयरधनीले बुझिलिन बाँकी लाभांशको रकम :  
२०७७ आषाढ मसान्तमा शेयरधनीहरूले बुझिलिन बाँकी रहेको लाभांश रकम रु.१६,२२,५८२।०० रहेको छ ।
- (फ) कम्पनी ऐन २०६३ को दफा १४१ बमोजिम सम्पत्ति खरिद वा बिक्री गरेको कुराको विवरण:
- बैंकलाई आवश्यक पर्ने आफ्नो सम्पत्तिहरूको (परिवहन, कार्यालय सामान, पूँजीगत निमार्ण, लिजहोल्ड सम्पत्ति) खरिद तथा बिक्रीको विवरण संलग्न वासलातको अनुसूची ४.१३ र ४.१४ मा रहेको छ ।
  - सम्पत्ति खरिद तथा बिक्री गर्दा बैंकको आर्थिक प्रशासन विनियमावली २०६८ ले तोकेको कार्यविधि अवलम्बन गरिएको छ ।
- (ब) कम्पनी ऐन २०६३ को दफा १७५ बमोजिम सम्बद्ध कम्पनी बीच भएको कारोबारको विवरण:
- बैंकको यसै प्रतिवेदनसाथ संलग्न वित्तीय विवरणहरूमा बैंक तथा सम्बन्ध कम्पनीहरूबीचको कारोबार सम्बन्धमा आवश्यक खुलासा गरिएको छ ।



- (भ) यस ऐन तथा प्रचलित कानून बमोजिम संचालक समितिको प्रतिवेदनमा खुलाउनु पर्ने अन्य कुनै कुरा:  
यस प्रतिवेदनको उपयुक्त स्थानहरूमा कम्पनी ऐन तथा अन्य प्रचलित कानूनहरू बमोजिम आवश्यक पर्ने विषयहरू खुलासा गरिएका छन् ।
- (म) अन्य आवश्यक कुराहरू: नभएको ।

अन्त्यमा, बैंकलाई आजको अवस्थामा ल्याईपुन्याउन साथ दिनुहुने सबै सरोकारवाला पक्षहरूलाई यस विशेष अवसरमा हार्दिक धन्यवाद व्यक्त गर्न चाहन्छु । बैंकको यस पन्ध्रौं वार्षिक साधारण सभामा शेयरधनीका तर्फबाट प्रतिनिधित्व गर्नुहुने नेपाल सरकारका प्रतिनिधिहरूमा विशेष धन्यवाद ज्ञापन गर्न चाहन्छु । त्यसै गरी यस सभामा उपस्थित सम्पूर्ण शेयरधनी महानुभावहरूले बैंकप्रति देखाउनुभएको सद्भाव र विश्वासका लागि आभार प्रकट गर्न चाहन्छु । आफ्ना अमूल्य सुझाव र सिर्जनात्मक सल्लाह दिई बैंकको सफलताका मार्गदर्शक बन्नुभएका आदरणीय ग्राहक महानुभावहरू प्रति हार्दिक धन्यवाद प्रकट गर्दै भविष्यमा पनि यहाँहरूबाट रचनात्मक सल्लाह र सुझावको अपेक्षा गर्दछु । बैंक व्यवस्थापन तथा कार्यरत सबै कर्मचारीवर्गको लगनशिलता, मेहनत तथा ग्राहक सेवाप्रतिको समर्पणको उच्च कदर गर्दै आगामी दिनहरूमा पनि आफ्नो सीप, क्षमता र समयको उपयोग गर्दै ग्राहकमुखी सेवा प्रवाह गर्न कटिबद्ध रहनुहुनेछ भन्ने विश्वास लिएको छु । बैंकलाई विभिन्न समय र परिस्थितिमा सहयोग र निर्देशन प्रदान गर्ने नेपाल सरकार, अर्थ मन्त्रालय, नियामक निकाय नेपाल राष्ट्र बैंक, कम्पनी रजिष्ट्रारको कार्यालय लगायत अन्य सरोकारवाला तथा शुभचिन्तकहरू सबैमा हार्दिक कृतज्ञता व्यक्त गर्दै आगामी दिनमा पनि यहाँहरूबाट विगतमा भै सहयोग र सद्भाव प्राप्त हुनेछ भन्ने विश्वास राख्दछु र पूनः एकपल्ट बैंकको पन्ध्रौं वार्षिक साधारण सभामा उपस्थित सबैलाई हार्दिक स्वागत अभिवादन व्यक्त गर्दछु ।

धन्यवाद !

धनिराम शर्मा

अध्यक्ष

सञ्चालक समिति

## कम्पनी ऐन, २०६३ को दफा ५१ को उपदफा (१) र (२) बमोजिमको विवरण

आ.व. २०७६/०७७

साधारण सभा हुनु भन्दा ३० दिन अघिसम्मको विवरण :

(क) बैंकको अधिकृत पूँजी र शेयर संख्या :

- अधिकृत पूँजी रु. ११,२०,००,००,०००/- (रु. एघार अर्ब बीस करोड मात्र)
- साधारण शेयर पूँजी : प्रति शेयर रु. १००/- का दरले ११,२०,००,००० कित्ता
- अग्राधिकार शेयर पूँजी: छैन ।

(ख) बैंकको जारी शेयर पूँजी:

- जारी शेयर पूँजी रु. ९,००,४७,९५,७००/- (रु. नौ अर्ब सत्तचालिस लाख पन्चानब्बे हजार सात सय मात्र)
- साधारण शेयर पूँजी : प्रति शेयर रु. १००/- का दरले ९००४७९५७ कित्ता
- अग्राधिकार शेयर पूँजी: छैन ।

(ग) बैंकको चुक्ता पूँजी :

- चुक्ता पूँजी रु. ९,००,४७,९५,७००/- (रु. नौ अर्ब सत्तचालिस लाख पन्चानब्बे हजार सात सय मात्र)
- साधारण शेयर पूँजी : प्रति शेयर रु. १००/- का दरले ९००४७९५७ कित्ता
- अग्राधिकार शेयर पूँजी: छैन ।

शेयरधनीहरूको नाम र शेयर पूँजी विवरण :

नाम	शेयर संख्या	रकम
नेपाल सरकार, अर्थ मन्त्रालय	८,४०,४५,०२५	८,४०,४५,०२,५००
नेपाल सरकार, महालेखा नियन्त्रक कार्यालय	५०,२५,२०३	५०,२५,२०,३००
नेपाल सरकार, उद्योग, वाणिज्य तथा आपूर्ति मन्त्रालय	५,८९,९६२	५,८९,९६,२००
नेपाल सरकार, श्रम, रोजगार तथा सामाजिक सुरक्षा मन्त्रालय	८९,९६५	८९,९६,५००
नेपाल सरकार, संस्कृति, पर्यटन तथा नागरिक उड्डयन मन्त्रालय	८९,९६५	८९,९६,५००
नेपाल सरकार, भौतिक पूर्वाधार तथा यातायात मन्त्रालय	८९,९६५	८९,९६,५००
नेपाल सरकार, उर्जा, जलश्रोत तथा सिंचाई मन्त्रालय	९०,९६२	९०,९६,२००
नेपाल सरकार, शिक्षा, विज्ञान तथा प्रविधि मन्त्रालय	१,०००	१,००,०००
नेपाल सरकार, कृषि तथा पशुपंक्षी विकास मन्त्रालय	१,०००	१,००,०००
नेपाल सरकार, भूमि व्यवस्था, सहकारी तथा गरिबी निवारण मन्त्रालय	१,०००	१,००,०००
सर्वसाधारण शेयरधनीहरू	२७,९९०	२७,९९,०००
जम्मा	९,००,४७,९५७	९,००,४७,९५,७००

(घ) शेयर पिच्छे माग भएको रकम : छैन ।

(ङ) किस्ता असुल भएको जम्मा रकम : छैन ।

(च) असुल हुन बाँकी जम्मा रकम : छैन ।

(छ) शेयर वा डिभेन्चरमा दलाली दस्तुर वापत दिएको जम्मा रकम : छैन ।

(ज) कुनै शेयर जफत गरिएकोमा त्यस्तो शेयरको जम्मा संख्या, जफत भएको कारण र मिति : छैन ।

(भ) बैंक, वित्तीय संस्था वा अन्य कुनै व्यक्तिबाट लिएको ऋण वा कम्पनीले दिएको जमानत (२०७७ पौष मसान्तमा) :

नेपाल राष्ट्र बैंक पुनरकर्जा (स्वदेशी मुद्रा)

रु. २,००,९५,८७,७७४।०५

अन्तर बैंक तथा वित्तीय संस्था

रु. ११,६७,५०,०००।००

युवा स्वरोजगार कोष

रु. ६,००,००,०००।००

(म) अन्य कम्पनीको शेयरमा गरेको लगानीको विवरण:

क्र.स.	कम्पनीको नाम	लगानीको किसिम	शेयर संख्या	लगानी रकम रु.
१.	कृषि आयोजना सेवा केन्द्र लि.	संस्थापक साधारण शेयर	२००	२,००,०००।००
२.	नेपाल आयल निगम	संस्थापक साधारण शेयर	५६४३०	१,००,०००।००
३.	नेशनल लाईफ इन्सुरेन्स कं. लि.	संस्थापक साधारण शेयर	३१३७६६५	११,६३,३८,९००।००
५.	आर्थिक विकास केन्द्र लि.	संस्थापक साधारण शेयर	१२५००	१२,५०,०००।००
५.	नेको इन्सुरेन्स कं. लि.	संस्थापक साधारण शेयर	१९७६१४६	१४०४२४६४०।००
६.	गोरखकाली रबर उद्योग लि.	संस्थापक साधारण शेयर	१९९७७७	१,४९,८३,२७५।००
७.	एस ल्यावरेटरी नेपाल लि.	संस्थापक साधारण शेयर	१३८०	१,३८,०००।००
८.	कर्जा सूचना केन्द्र लि.	संस्थापक साधारण शेयर	१०७१०५	६,५३,०००।००
९.	एन.एल.जी.इन्सुरेन्स कं.लि.	संस्थापक साधारण शेयर	२०४९३०	१२१८४८७५।००
१०.	नेपाल बैकिङ्ग ट्रेनिङ्ग इन्सटिच्युसन	संस्थापक साधारण शेयर	१८३४९	१८३४८६०।००
११.	नेपाल क्लियरिङ्ग हाउस लि.	संस्थापक साधारण शेयर	४९६८०	२५,००,०००।००
१२.	जलविद्युत लगानी तथा विकास कम्पनी लि.	संस्थापक साधारण शेयर	१५९२९९	१,४४,८१,८००।००
१३.	आरविवि मर्चेन्ट बैकिङ्ग लि.	संस्थापक साधारण शेयर	२००००००	२०,००,००,०००।००
१४.	आरएमडिसी लघुवित्त वित्तीय संस्था लि.	संस्थापक साधारण शेयर	१४३४५८	८२,९५,०००।००
१५.	युनाईटेड इन्सुरेन्स कं. लि.	संस्थापक साधारण शेयर	५१४०८०	४८२८८०००।००
१६.	बुटवल पावर कम्पनी लि.	संस्थापक साधारण शेयर	२६७१८	१००२८४१३।००
१७.	तारागाउँ रिजेन्सी होटल लि.	संस्थापक साधारण शेयर	३०००००	३,००,००,०००।००
१८.	श्रीराम सुगर मिल्स लि.	संस्थापक साधारण शेयर	५००००	५०,००,०००।००
१९.	लक्ष्मी इक्विटी फण्ड	म्युचुअल फण्ड	५८४९५८७	५,८४,९५,८७०।००
२०.	सानीमा इक्विटी फण्ड	म्युचुअल फण्ड	२४०००००	२,४०,००,०००।००
२१.	सिटिजन म्युचुअल फण्ड	म्युचुअल फण्ड	२००००००	२,००,००,०००।००
२२.	एनआइसि एशिया ग्रोथ फण्ड	म्युचुअल फण्ड	२००००००	२,००,००,०००।००
२३.	सिद्धार्थ इक्विटी फण्ड	म्युचुअल फण्ड	९६७७४८	९६,७७,४८०।००
२४.	नविल व्यालेन्स फण्ड २	म्युचुअल फण्ड	५००००००	५,००,००,०००।००
२५.	कृषि चुन उद्योग लि.	संस्थापक साधारण शेयर	५००	५,००,०००।००
२६.	नेपाल औषधी लि.	संस्थापक साधारण शेयर	७००	७,००,०००।००
२७.	औद्योगिक क्षेत्र व्यवस्थापन कम्पनी लि.	संस्थापक साधारण शेयर	९३६४५	९३,६४,०००।००
२८.	नेपाल मेटल कम्पनी	संस्थापक साधारण शेयर	१९९४००	१९,९४,०००।००
२९.	वालाजू यन्त्रशाला प्रा.लि.	संस्थापक साधारण शेयर	९४५२	९,४५,२००।००
३०.	एभरेष्ट फूड लि.	अग्राधिकार शेयर	१०००००	१,००,००,०००।००
३१.	हिमाल सिमेन्ट कम्पनी लि.	संस्थापक साधारण शेयर	३९९५१८	३,६८,९२,१००।००
३२.	सनराईज क्यापिटल लि.	संस्थापक साधारण शेयर	४२८५८०	४,२८,५८,०००।००
३३.	बुटवल सुती धागो उद्योग	संस्थापक साधारण शेयर	२५२१४०	२,५२,१४,०००।००
३४.	ग्रामीण विकास लघुवित्त वित्तीय संस्था	संस्थापक साधारण शेयर	२२५४९४	२,२५,४९,४००।००
३५.	नेपाल टेलिकम	साधारण शेयर	२१११६	१,३८,३०,९८०।००

क्र.स.	कम्पनीको नाम	लगानीको किसिम	शेयर संख्या	लगानी रकम रु.
३६.	नेपाल स्टक एक्सचेञ्ज लि.	संस्थापक साधारण शेयर	३०६८२१	२१,४२,५०० ००
३७.	राष्ट्र उत्थान लघुवित्त वित्तीय संस्था लि.	संस्थापक साधारण शेयर	५५००००	५५,०००,००० ००
३८.	एभरेष्ट फुड लि.	संस्थापक साधारण शेयर	५००००	५०,००,००० ००
३९.	नेपाल ल्युव आयल लि.	संस्थापक साधारण शेयर	४७७८	२,८५,७०० ००
४०.	एन एम बि ५०	म्युचुअल फण्ड	४००००००	४०,०००,००० ००
४१.	सनराईज फर्स्ट म्युचुअल फण्ड	म्युचुअल फण्ड	७००००००	७०,०००,००० ००
४२.	एनआइसि एशिया ब्यालेन्स फण्ड	म्युचुअल फण्ड	३००००००	३०,०००,००० ००
४३.	सिद्धार्थ इन्भेस्टमेन्ट ग्रोथ इस्किम	म्युचुअल फण्ड	३००००००	३०,०००,००० ००
४४.	एशियन लाईफ इन्सुरेन्स कं. लि.	संस्थापक शेयर	१०००	६,०७,००० ००
४५.	नेपाल वन निगम	संस्थापक साधारण शेयर	४३३१०	६,००,००० ००
	जम्मा			१,१८,७३,५६,९९३ ००

(ज) बहालवाला सञ्चालकहरूको नाम र ठेगाना :

नाम, थर	ठेगाना	पद
श्री धनिराम शर्मा	सह-सचिव, अर्थ मन्त्रालय	अध्यक्ष
श्री जनक कुमार बराल	चिचिला गा.पा.-१, संखुवासभा	सञ्चालक
श्री प्रा.डा. राजन बहादुर पौडेल	नागार्जुन न.पा.-१, काठमाडौं	सञ्चालक
श्री प्रा.डा. माधव प्रसाद दाहाल	महालक्ष्मी न.पा.- ४ , ललितपुर	सञ्चालक
श्री रोमिला ढकाल उप्रेती	किर्तिपुर न.पा. २, काठमाडौं	सञ्चालक

## कम्पनी ऐन २०६३ को दफा ७८ बमोजिमका कागजात कम्पनी रजिष्ट्रार कार्यालयमा पेश गर्नुपर्ने विवरण

कम्पनीको नाम : राष्ट्रिय वाणिज्य बैंक लिमिटेड  
ठेगाना : सिंहदरबार प्लाजा, काठमाडौं  
आर्थिक वर्ष : आ.व. २०७६/०७७

### क. बाण्डफाण्ड भएको शेयरको संख्या :

#### बैंकको पूंजीगत संरचना :

- अधिकृत पूंजी रु. ११,२०,००,००,०००/- (रु. एघार अर्ब बीस करोड मात्र ।)
- साधारण शेयर संख्या : ११,२०,००,००० (एघार करोड बीस लाख मात्र ।) प्रति शेयर रु.१००/-को दरले ।
- साधारण शेयर पूंजी रु. ११,२०,००,००,०००/- (रु. एघार अर्ब बीस करोड मात्र ।)
- जारी पूंजी रु. ९,००,४७,९५,७००/- (रु. नौ अर्ब सड्चालीस लाख पन्चानब्बे हजार सात सय मात्र ।)
- चुक्ता पूंजी रु. ९,००,४७,९५,७००/- (रु. नौ अर्ब सड्चालीस लाख पन्चानब्बे हजार सात सय मात्र ।)
- साधारण शेयर संख्या : ९,००,४७,९५७ प्रति शेयर रु.१००/-
- २०७७ आषाढ मसान्तमा कायम रहेको चुक्ता पूंजीको २ प्रतिशतले हुने रकम रु. १८,००,९५,९१४/- बोनस शेयर वितरण गर्न प्रस्ताव गरिएको छ ।

### ख. बाण्डफाण्ड भएको शेयरको विवरण

बाण्डफाण्ड भएको शेयरमध्ये सबै शेयरको सम्पूर्ण रकम चुक्ता भएको छ ।

नाम	शेयर संख्या	रकम
नेपाल सरकार, अर्थ मन्त्रालय	८,४०,४२,०२५	८,४०,४२,०२,५००
नेपाल सरकार, महालेखा नियन्त्रकको कार्यालय	५०,२५,२०३	५०,२५,२०,३००
नेपाल सरकार, उद्योग मन्त्रालय	५,४४,५८९	५,४४,५८,९००
नेपाल सरकार, श्रम तथा रोजगार मन्त्रालय	८९,९६५	८९,९६,५००
नेपाल सरकार, पर्यटन तथा नागरिक उड्डयन मन्त्रालय	८९,९६५	८९,९६,५००
नेपाल सरकार, भौतिक पुर्वाधार तथा यातायात मन्त्रालय	८९,९६५	८९,९६,५००
नेपाल सरकार, उर्जा मन्त्रालय	४५,०८९	४५,०८,९००
नेपाल सरकार, सिचाई मन्त्रालय	४५,०८९	४५,०८,९००
नेपाल सरकार, वाणिज्य तथा आपूर्ति मन्त्रालय	४४,५८९	४४,५८,९००
नेपाल सरकार, शिक्षा, विज्ञान तथा प्रविधि मन्त्रालय	१,०००	१,००,०००
नेपाल सरकार, कृषि तथा पशुपंक्षी विकास मन्त्रालय	१,०००	१,००,०००
नेपाल सरकार, भूमिसुधार मन्त्रालय	१,०००	१,००,०००
सर्वसाधारण शेयरधनीहरु	३०,९१०	३०,९१,०००
जम्मा	९,००,४७,९५७	९,००,४७,९५,७००



Handwritten signatures and initials.





ग. बैंकको संचालक, प्रबन्ध संचालक, लेखापरीक्षकहरु, कार्यकारी प्रमुख, प्रबन्धकको विवरण र निजहरुलाई भुक्तान गरिएको पारिश्रमिक, भत्ता तथा सुविधाको रकम:

(अ) संचालकहरुको विवरण :

- (१) अध्यक्ष श्री महेन्द्रमान गुरुङ्ग, सचिव, संचार तथा सूचना प्रविधि मन्त्रालय ।  
(मिति २०७२/०२/०६ देखि २०७६/०७/२८ सम्म)
- (२) अध्यक्ष श्री निर्मलहरि अधिकारी, सह-सचिव, अर्थ मन्त्रालय ।  
(मिति २०७२/०२/०९ देखि २०७६/०६/१६ सम्म संचालक तथा २०७६/०८/१५ देखि २०७७/०५/०७ सम्म अध्यक्ष)
- (३) संचालक श्री धनिराम शर्मा, सह-सचिव, अर्थ मन्त्रालय  
(मिति २०७६/०७/०६ देखि २०७७/०९/२२ सम्म संचालक, २०७७/०९/२३ देखि हालसम्म अध्यक्ष)
- (४) संचालक श्री रविन्द्रलाल श्रेष्ठ, नक्साल, काठमाण्डौ ।  
(मिति २०७४/०३/२५ देखि २०७६/०९/२२ सम्म)
- (५) संचालक श्री जनक कुमार बराल, चिचिला गा.पा.१, संखुवासभा ।  
(मिति २०७४/०४/१९ देखि हालसम्म)
- (६) संचालक श्री विद्यावारिधी सिग्देल, पोखरा लेखनाथ न.पा. १३, कास्की ।  
(मिति २०७४/०४/०४ देखि २०७६/०५/११ सम्म)
- (७) संचालक श्री अर्जुन बहादुर अधिकारी, मध्यपुर थिमी न.पा. १५, भक्तपुर ।  
(मिति २०७५/०१/०५ देखि २०७६/१०/२५ सम्म)
- (८) संचालक प्रा.डा. राजन बहादुर पौडेल, नागार्जुन न.पा. १, काठमाण्डौ ।  
(मिति २०७६/०५/११ देखि हालसम्म)
- (९) संचालक प्रा.डा. माधव प्रसाद दाहाल, महालक्ष्मी न.पा. ४, ललितपुर ।  
(मिति २०७५/०१/०५ देखि हालसम्म)
- (१०) संचालक श्री रोमिला ढकाल उप्रेती, किर्तिपुर न.पा. २, काठमाण्डौ ।  
(मिति २०७७/०३/०३ देखि हालसम्म)

(आ) लेखापरीक्षकको विवरण :

- (१) श्री प्रभुराम भण्डारी, वरिष्ठ चार्टर्ड एकाउण्टेण्ट
- (२) श्री महेश कुमार गुरागाई, वरिष्ठ चार्टर्ड एकाउण्टेण्ट

(इ) कार्यकारी प्रमुख एवं प्रबन्धकहरुको विवरण :

क्र.सं.	पद	नाम र थर
१	प्रमुख कार्यकारी अधिकृत	श्री किरण कुमार श्रेष्ठ
२	नायव प्रमुख कार्यकारी अधिकृत	श्री कविराज अधिकारी
३	उप-कार्यकारी अधिकृत	श्री सरस्वती अधिकारी
४	उप-कार्यकारी अधिकृत	श्री देवेश प्रसाद लोहनी
५	उप-कार्यकारी अधिकृत	श्री देवेन्द्र रमण खनाल

(ई) संचालकलाई उपलब्ध गराइएको पारिश्रमिक / बैठक भत्ता: कूल बैठक भत्ता रु. २१,४८,०००/-  
अन्य सुविधा : (सम्बन्धित खर्च शिर्षकमा लेखांकन भएको)

संचार : रु.१,६५,०००/-  
पत्रपत्रिका : रु.१,३२,०००/-  
इन्धन: रु.३३,५००/-  
जम्मा रु.३,३०,५००/-



ॐ

ॐ

ॐ

✓





- (उ) लेखापरीक्षकद्वयलाई विभिन्न सेवा वापत उपलब्ध गराएको कूल पारिश्रमिक जम्मा रु. ३७,८२,०८०।-
- (ऊ) प्रमुख कार्यकारी अधिकृत श्री किरण कुमार श्रेष्ठलाई उपलब्ध गराएको कूल पारिश्रमिक रु. ६४,२४,८४६।-
- घ. बैंकको चुक्ता पूँजीको पाँच प्रतिशत वा सोभन्दा बढी शेयर खरिद गरि लिने व्यक्ति वा संगठित संस्थाको नाम र निजहरुको नाममा रहेको शेयर वा डिबेन्चरको विवरण :

नाम	शेयर संख्या	प्रतिशत
श्री नेपाल सरकार, अर्थ मन्त्रालय	८,४०,४२,०२५	९३.३३ प्रतिशत
श्री नेपाल सरकार, महालेखा नियन्त्रक कार्यालय	५०,२५,२०३	५.५८ प्रतिशत

- ड. शेयर बिक्रीबाट प्राप्त भएको जम्मा रकम र सम्बन्धित आर्थिक वर्षमा कम्पनीले खरिद गरेको तथा जारी गरेको नयाँ शेयर तथा डिबेन्चरको विवरण:

आ.व. २०७६/०७७ मा नयाँ शेयर तथा डिबेन्चर जारी नभएको ।

- च. संचालक वा आधारभूत शेयरधनी वा निजको नजिकको नातेदारले बैंकलाई बुझाउन बाँकी रहेको रकम: छैन ।

- छ. शेयर बिक्री वा अन्य कुनै काम कुरा गरेवापत दिएको वा दिनुपर्ने रकम : छैन ।

- ज. बैंक तथा वित्तीय संस्थाहरुबाट लिएको ऋण तथा बुझाउन बाँकी रहेको साँवा तथा व्याजको रकम :

विवरण	साँवा	व्याज	कैफियत
अन्तर-बैंक सापटी	१२,०३,००,०००।-	छैन	नियमित कारोबार
ने.रा.बैंक पूनरकर्जा	२८,१०,६९,१५९।-	छैन	नियमित कारोबार

- झ. बैंकले भुक्तानी लिनुपर्ने वा बैंकले अन्य व्यक्तिलाई भुक्तानी गर्नुपर्ने भनी दावी गरिएको रकम वा यस विषयमा मुद्दा मामिला चलिरहेको भए त्यसको विवरण :

१. कर्जा असुलीको क्रममा ऋण असुली न्यायाधिकरणमा दायर गरिएको मुद्दाहरु:

बैंकले कर्जा असुलीको क्रममा आ.व.२०६०/६१ देखि आ.व. २०७६/७७ सम्ममा ऋण असुली न्यायाधिकरणमा जम्मा ९०३ वटा मुद्दा दायर गरेको थियो । आ.व. २०६०/६१ देखि आ.व. २०७६/७७ सम्ममा ८९७ वटा मुद्दाहरु मिलापत्र तथा फैसला भइसकेका छन् । फैसला भइसकेको मुद्दाहरुमध्ये ९२ वटा मुद्दाहरु कार्यान्वयन हुन बाँकी रहेको छ । ६ वटा मुद्दाहरु फैसला हुन बाँकी रहेका छन् । फैसला भइसकेको मुद्दाहरुमध्ये २ वटा मुद्दाहरु बैंकको विपक्षमा फैसला भएको छ ।

२. अन्य न्यायिक निकायहरुमा रहेका बैंक सम्बन्धी मुद्दाहरु:

यस आ.व.मा १६ जना कर्मचारीहरुलाई विभागीय कारवाही गरिएको छ । जसमध्ये ८ जनाको कारवाही फछ्यौट भइसकेको छ र बाँकी ८ जना कर्मचारीहरुको निलम्बन कायम रहेको छ ।

विगत वर्षहरुदेखि दायर भएका तर फैसला नभई यस आ.व.मा सरी आएका मुद्दाहरु तथा यस आ.व.मा बैंकलाई विपक्षी बनाई तथा बैंक आफै वादी भई दायर भएका २३ थान मुद्दाहरु समेत कूल ९२ मुद्दाहरु रहेका छन् । यस आ.व.मा ३३ थान मुद्दाहरु फैसला भएका छन् ।

- ञ. बैंकको व्यवस्थापनमा कार्यरत तथा अन्य स्तरका कर्मचारी वा कामदारको कूल संख्या : १९७८

व्यवस्थापन स्तरमा कार्यरत कर्मचारीको संख्या : ५

अन्य स्तरका कर्मचारी वा कामदारको कूल संख्या: १९७३








Handwritten signatures and initials.



- ट. बैंकको व्यवस्थापनमा कार्यरत तथा अन्य स्तरमा कार्यरत विदेशीहरुको संख्या तथा निजहरुलाई भुक्तानी गरिएको पारिश्रमिक भत्ता तथा सुविधा : छैन ।
- ठ. बैंक र कुनै विदेशी निकाय वा व्यक्तिहरुबीच लगानी व्यवस्थापन वा प्राविधिक सेवा वा अन्य विषयमा एक वर्ष भन्दा बढी अवधिको लागि कुनै सम्झौता गरिएको भए सो को विवरण र सम्बन्धित आर्थिक वर्षमा त्यस्तो सम्झौता अनुसार भुक्तानी गरिएको लाभांश, कमिसन, शुल्क, दस्तुर र रोयल्टी आदिको विवरण : छैन ।
- ड. बैंकको एक आर्थिक वर्षको व्यवस्थापन खर्चको विवरण:  
बैंकको आर्थिक वर्ष २०७६/०७७ को व्यवस्थापन खर्चको विवरण :  
कर्मचारी खर्च (बोनस समेत): रु. ३,१०,३९,२२,५७६।००  
कार्यालय संचालन खर्च : रु. १,२७,६२,१८,९५०।००
- ढ. शेयरधनीहरुले बुझिलिन बांकी रहेको लाभांश रकम : रु.१६,२२,५८२।-
- ण. बैंकले यस ऐन तथा प्रचलित कानूनको पालना पूर्णरूपमा गरेको छ भन्ने कुराको उद्घोषण :  
यस बैंकले कम्पनी ऐन, २०६३ र बैंक तथा वित्तीय संस्था सम्बन्धी ऐन, २०७३ एवं नेपाल राष्ट्र बैंकले जारी गरेको निर्देशनहरु तथा प्रचलित कानूनको पूर्ण रूपमा पालना गरेको छ ।
- त. अन्य आवश्यक कुराहरु : छैन ।

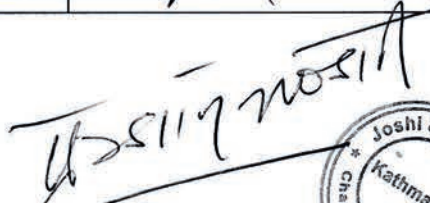
हाल कायम भएका संचालक समितिको तर्फबाट :

नाम, थर	ठेगाना	पद	दस्तखत
श्री धनिराम शर्मा	सह-सचिव, अर्थ मन्त्रालय	अध्यक्ष	
श्री जनक कुमार बराल	चिचिला गा.पा. १, संखुवासभा	संचालक	
श्री प्रा.डा. राजन बहादुर पौडेल	नागार्जुन न.पा. १, काठमाण्डौ	संचालक	
श्री प्रा.डा. माधव प्रसाद दाहाल	महालक्ष्मी न.पा. ४, ललितपुर	संचालक	
श्री रोमिला ढकाल उप्रेती	किर्तिपुर न.पा. २, काठमाण्डौ	संचालक	

प्रमाणित गर्ने लेखापरीक्षकद्वयको दस्तखत:

  
सिए. महेश कुमार गुरागाई  
निमित्त एमजिएस एण्ड एशोसियेट्स  
चार्टर्ड एकाउण्टेण्ट्स



  
सिए. प्रभुराम भण्डारी  
निमित्त जोशी एण्ड भण्डारी  
चार्टर्ड एकाउण्टेण्ट्स





...तपाईंको आफ्नै बैंक

# राष्ट्रिय वाणिज्य बैंक लिमिटेड

आ.व. २०७६/०७७ को  
लेखा परीक्षण प्रतिवेदन





Koshi Compound  
Dillibazar, Kathmandu  
Phone: +977-1-4423550  
Fax: +977-1-4413038  
jb@jb.com.np



## INDEPENDENT AUDITOR'S REPORT TO THE MEMBERS OF RASTRIYA BANIJYA BANK LIMITED

### Report on the Audit of Consolidated Financial Statements

#### Opinion

We have audited the accompanying financial statements of Rastriya Banijya Bank Limited ("the Bank"), and Consolidated Financial Statements of the Group (the Bank and its subsidiary), which comprise the Statement of Financial Position of the Bank and the Group as at Ashadh 31, 2077 (corresponding to July 15, 2020), the Statements of Profit or Loss, the Statements of Other Comprehensive Income, the Statements of Cash Flows, and the Statement of Changes in Equity for the year then ended, along with Notes forming part of the Consolidated Financial Statements, and a summary of significant accounting policies.

In our opinion, except for the matters described in the Basis of Qualified Opinion section, the accompanying financial statements present fairly, in all material respects, the financial position of the Bank and the Group as at Ashadh 31, 2077 (July 15, 2020), and their financial performance and cash flows for the year then ended in accordance with the Nepal Financial Reporting Standards (with the approved carve-out) and the Companies Act, 2063.

#### Basis for Qualified Opinion

- a. We were unable to obtain sufficient and appropriate audit evidences enabling us to determine the effect on equity of the Bank/Group as the result of the unreconciled yearend balances as follows:
  - Net balance of unreconciled inter-branch transactions, amounting NPR 3,330.86 million (PY NPR 773.54 million). Among these transactions, NPR 2,568.57 million was settled during our audit period after balance sheet date, which leaves net unreconciled inter-branch balance of NPR 762.29 million.
  - Net balance of accounts being carried forward from prior periods relating to debit card and credit card related transactions, amounting NPR 222.71 million (PY NPR 151.60 Million).
  - The balance of accounts being carried forward from prior periods relating to Bank drafts paid without notice; Unidentified items of sundry debtors and creditors; Un-reconciled balance in agency accounts, cash in transit, Nepal bank draft Transaction Payable and unpaid pay orders, Unclaimed liabilities, totaling NPR 1,620.75 million (Cr) and NPR 217.97 million (Dr).
- b. Reasons mentioned below may not impact equity, but the amounts in the balances of the following accounts in Balance Sheet and Off-Balance sheet item may differ:
  - The physical verification of fixed asset was not conducted resulting in uncertainty of their physical existence and ownership.





- The balance amounting NPR798.01 Million (PY NPR 869.21 Million) relating to matured and unidentified Fixed Deposit accounts was carried as Deposit, but not reconciled.
- The balance of acceptance & documentary, bills for collection, guarantees and undrawn & undisbursed facilities amounting NPR 13.36 Million.

We conducted our audit in accordance with Nepal Standards on Auditing (NSAs). Our responsibilities under those standards are further described in the Auditor's Responsibilities for the Audit of Financial Statements section of our report. We are independent of the Bank/Group in accordance with the ethical requirement that is relevant to our audit of the financial statements in Nepal, and we have fulfilled our other ethical responsibilities in accordance with these requirements. We believe that the audit evidence we have obtained is sufficient and appropriate to provide basis for our opinion.

### Key Audit Matters

Key Audit Matters are those matters that, in our professional judgment, were of most significance in our audit of the Consolidated Financial Statements of the current period. These matters were addressed in the context of our audit of the Consolidated Financial Statements as a whole, and in forming our opinion thereon. We do not provide a separate opinion on these matters.

Except for the matter described in the Basis for Qualified Opinion section, we have determined that there are key audit matters to communicate in our report which are detailed below:

Key Audit Matter	How the Key Audit Matter was Addressed
<b>a. Impairment of Loans and Advances to Customers including Interest Income recognized on non-performing Loans and Advances</b>	
Total Loans and Advances to Customers: NPR150,797 million as on July 15, 2020 (NPR142,022 as on July 16, 2019) Total Impairment: NPR 6,683 million as on July 15, 2020 (NPR6,635 million as on July 16, 2019) Total Impairment Charges in PL: NPR53.28 million in FY 2019-20 (NPR606.17 million in FY 2018-19) Total Interest Suspense is NPR 13,185 million in FY 2019-20 out of which Interest Income recognized amounts to NPR1,899 Million.	
Allowances for impairment of loans and advances to customers have been made based on incurred loss model, giving impact of COVID-19 and Nepal Rastra Bank (NRB) regulations, as applicable. The Bank is required to apply its judgment and estimation to determine allowances for impairment. In addition, assessment of allowances for impairment is important as carve out provides for higher of the incurred loss model or NRB's directive.	We planned and tested the operating effectiveness of key controls established by the Bank to identify loss events and for determining the extent of provisioning required against non-performing loans and advances to customers.
The carrying value of the loans and advances to the customers can be materially misstating if the Bank's judgment and estimation are inappropriate.	The testing of controls include testing of controls over correct identification and classification of non-performing loans and advances to customers on time-based criteria; control over statistical models used to calculate the incurred loss in accordance with incurred loss model; control over monitoring of loans and advances to customers with higher risk default; control over accurate computation and recording of provisions; and control over the governance and approval process related to provisions including continuous reassessment by the Bank's Management.
In addition to above, interest income on loans and advances to customers has been recognized on accrual basis calculated by the Bank's core banking system and following the interest income recognition Guidelines 2019 issued by NRB. Recognition of interest income on non-performing loans and advances involves	We selected a sample of loans and advances to customers, checked installments of repayments and tested classification of non-performing loans and advances to customers based on the number of days overdue; evaluated the Bank's assessment for classification of loans and advances to customers as performing and non-performing based on repayment pattern, documentation, inspection and through discussion with the



ANANTA BHANDARI  
Kathmandu



Joshi Bhandari  
Kathmandu



<p>estimation and judgments on calculating net realizable value of loans and advances.</p> <p>Considering the significance of the above matter to the financial statements, we have identified this as a key audit matter for the current year audit.</p>	<p>Bank's Management; assessment of control over mortgage value of loans and advances to customers.</p> <p>We selected sample of loans and advances to customers and independently performed and reassessed whether there was need to classify loans and advances to customers as non-performing and compared our outcome to that prepared by the bank and challenged various assumptions and judgments which were used by the Bank's Management.</p> <p>We assessed the appropriateness and adequacy of disclosures against the relevant accounting standards and NRB requirements relating to allowances for impairment on loans and advances and interest recognition, and considered to be acceptable.</p>
<p><b>b. Information Technology System and Control impacting Financial Reporting in relation to the Bank</b></p> <p>The Bank's Information Technology environment is complex and involves a large number of independent and inter-dependent Information technology systems used in the Bank's operations for processing and recording a large volume of transactions at numerous locations. As a result, there is a high degree of reliance and dependency on such Information technology systems for the Bank's financial reporting process. Appropriate Information technology, general controls and application controls are required to ensure that such Information technology systems are able to process the data, as required, completely, accurately and consistently for reliable financial reporting.</p> <p>The accuracy and reliability of the financial reporting process depends on the Information technology systems and the related control environment, including: Information technology general controls over user access management and change management across applications, networks, database, and operating systems; and Information technology automated application controls.</p> <p>Due to the importance of the impact of the Information technology systems and related control environment on the Bank's financial reporting process, we have identified testing of such Information technology systems and related control environment as a key audit matter for the current year audit.</p> <p>In assessing the integrity of the Information technology systems, we involved our Information technology experts to obtain an understanding of the Information technology infrastructure and Information technology systems relevant to the Bank's financial reporting process for evaluation and testing of Information technology general controls and Information technology automated controls existing in such Information technology systems.</p> <p>Access rights were tested over applications, operating systems, networks, and databases, which are relied upon for financial reporting. We also assessed the operating effectiveness of controls over granting, removal and periodical review of access rights. We further tested segregation of duties, including preventive controls to ensure that access to change applications, the operating system or databases in the production environment were granted only to authorized personnel.</p> <p>Other areas that were assessed under the Information technology control environment, included password policies, security configurations, and controls around change management.</p> <p>We also evaluated the design and tested the operating effectiveness of key automated controls within various business processes. This included testing the integrity of system interfaces, the completeness and accuracy of data feeds and automated calculations, and considered to be acceptable.</p>	

### Information Other than the Consolidated Financial Statement and Auditors' Report Thereon

The Bank's Management is responsible for the other information. The other information comprises the information included in the Management Letter, the Board of Directors and Chairman's Statement but does not include the consolidated financial statements and our auditor's report thereon.





Our opinion on the consolidated financial statements does not cover the other information and we do not express any form of assurance conclusion thereon.

In connection with our audit of the consolidated financial statements, our responsibility is to read the other information and, in doing so, consider whether the other information is materially inconsistent with the financial statements or our knowledge obtained in the audit or otherwise appears to be materially misstated. If, based on the work we have performed, we conclude that there is a material misstatement of this other information, we are required to report that fact. We have nothing to report in this regard

#### Other Matters

We did not audit the financial statements and other financial information of subsidiary RBB Merchant Banking Limited, whose financial statements reflect total assets of NPR222 million and net assets of NPR218 million as at Ashad 31, 2077 (corresponding to July 15, 2020) and net profit of NPR11 million and net cash outflows of NPR5 million for the year then ended. These financial statements and other financial information have been audited by other auditors whose reports have been furnished to us by the management and our opinion on the financial statements in so far as it relates to the accounts and disclosures included in respect of these subsidiaries, are based solely on the report of other auditors.

#### Management's Responsibility for Those Charged with Governance for the Consolidated Financial Statements

Management is responsible for the preparation and fair presentation of the Consolidated Financial Statements in accordance with the Nepal Financial Reporting Standards (NFRS), and for such internal control as management determines is necessary to enable preparation of the financial statements that are free from material misstatements, whether due to fraud or error.

In preparing the Consolidated Financial Statements, management is responsible for assessing the Bank's/ Group's/ ability to continue as a going concern, disclosing, as applicable, matters related to going concern and using going concern basis of accounting unless management either intends to liquidate the Bank/Group or to cease operations, or has no realistic alternative but to do so.

Those charged with governance are responsible for overseeing the financial reporting process of the bank and the group.

#### Auditors' Responsibilities for the Audit of Consolidated Financial Statements

Our objectives are to obtain reasonable assurance about whether the Consolidated Financial Statements as a whole are free from material misstatements, whether due to fraud or error, and to issue an auditor's report that includes our opinion. Reasonable assurance is a high level of assurance, but is not a guarantee that an audit conducted in accordance with NSAs will always detect a material misstatement when it exists. Misstatements can arise from fraud or error and are considered material if, individually or in aggregate, they could reasonably be expected to influence the economic decisions of users taken on the basis of these Consolidated Financial Statements.

As part of an audit in accordance with NSAs, we exercise professional judgment and maintain professional skepticism throughout the audit. We also;

- Identify and assess the risks of material misstatement of the Consolidated Financial Statements, whether due to fraud or error, design and perform audit procedures responsive to those risks, and obtain audit evidence that is sufficient and appropriate to provide a basis for our opinion. The risk of not detecting a material misstatement resulting from fraud is higher than for one resulting from error, as fraud may involve collusion, forgery, intentional omissions, misrepresentations, or the override of internal control.





- Obtain an understanding of internal control relevant to the audit in order to design audit procedures that are appropriate in the circumstances, but not for the purpose of expressing an opinion on the effectiveness of the entity's internal control.
- Evaluate the appropriateness of accounting policies used and the reasonableness of accounting estimates and related disclosures made by management.
- Conclude on the appropriateness of management's use of the going concern basis of accounting and, based on the audit evidence obtained, whether a material uncertainty exists related to events or conditions that may cast significant doubt on the Bank's/Group's ability to continue as a going concern. If we conclude that a material uncertainty exists, we are required to draw attention in our auditor's report to the related disclosure in the consolidated financial statements or, if such disclosure are inadequate, to modify our opinion. Our conclusions are based on the audit evidences obtained up to the date of our auditor's report. However, future events or conditions may cause the Bank/Group to cease as a going concern.
- Evaluate the overall presentation, structure and content of the Consolidated Financial Statements, including the disclosures, and whether the Consolidated Financial Statements represent the underlying transactions and events in a manner that achieves fair presentation.
- Obtain sufficient appropriate audit evidences regarding the financial information of the entities or business activities within the Bank/Group to express an opinion on the Consolidated Financial Statements.

We communicate with those charged with governance regarding, among other matters, the planned scope and timing of the audit and significant audit findings, including any significant deficiencies in internal control that we identify during our audit.

We also provide those charged with governance with a statement that we have complied with relevant ethical requirements regarding independence, and to communicate with them all relationships and other matters that may reasonably be thought to bear on our independence, and where applicable, related safeguards.

From the matters communicated with those charged with governance, we determine those matters that were of most significance in the audit of the Consolidated Financial Statements of the current period and are therefore are the key audit matters.



### Report on Other Legal and Regulatory Requirements

We further report that:

- We have obtained all information and explanations asked for, which to the best of our knowledge and belief were necessary for the purpose of our examination.
- In our opinion, proper books of account as required by law were being kept, in so far as they related to our examination of those books and the financial statements dealt with by this report are prepared in conformity with the NFRS based format prescribed by Nepal Rastra Bank.
- In our opinion, the returns received from the respective Bank's branches are adequate for the audit purpose, though the statements are independently not audited.




- To the best of our information and according to explanations given to us and so far appeared from our examination of the books of account of the Bank and the audit reports issued by other auditors necessary for the purpose of our audit, we have not come across cases where Board of Directors or any employees of the Bank and its subsidiaries have acted contrary to the provisions of law or committed any misappropriation relating to the accounts or caused loss or damage to the Group and violated any directives of Nepal Rastra Bank or acted in a manner to jeopardize the interest and security of the Bank, its depositors and investors.
- In our opinion, the business of the Bank was conducted within its authority.



CA. Prabhu Ram Bhandary  
Partner  
Joshi & Bhandary  
Chartered Accountants

UDIN: 210113CA00030j0000

Date: Poush 29, 2077  
Place: Kathmandu, Nepal



CA. Mahesh Kumar Guragain  
Partner  
M.G. S& Associates  
Chartered Accountants

UDIN: 210113CA00125d25OL



...तपाईंको आफ्नै बैंक

# राष्ट्रिय वाणिज्य बैंक लिमिटेड

आ.व. २०७६/०७७ को  
वित्तीय विवरण तथा अनुसूचीहरू



**Rastriya Banijya Bank Limited**  
**Consolidated Statement of Financial Position**  
**As on 31 Asadh 2077**

Amount in NPR

		Group		Bank	
	Note	As at 31 Asadh 2077	As at 31 Asadh 2076	As at 31 Asadh 2077	As at 31 Asadh 2076
Assets					
Cash and cash equivalent	4.1	7,096,982,650	8,202,478,030	7,093,858,989	8,194,978,237
Due from Nepal Rastra Bank	4.2	17,934,764,144	12,359,997,257	17,934,764,144	12,359,997,257
Placement with Bank and Financial Institutions	4.3	48,120,000	373,490,000	48,120,000	373,490,000
Derivative financial instruments	4.4	-	-	-	-
Other trading assets	4.5	-	-	-	-
Loan and advances to B/FIs	4.6	4,456,754,500	4,537,605,600	4,456,754,500	4,537,605,600
Loans and advances to customers	4.7	150,797,846,725	142,022,875,931	150,797,846,725	142,022,875,931
Investment securities	4.8	74,865,677,734	40,260,548,334	74,769,660,377	40,181,642,944
Current tax assets	4.9	2,649,779,805	2,428,488,970	2,648,121,133	2,425,828,777
Investment in subsidiaries	4.10	-	-	200,000,000	200,000,000
Investment in associates	4.11	134,471,681	131,441,537	97,858,000	97,858,000
Investment property	4.12	109,378,538	114,812,504	109,378,538	114,812,504
Property and equipment	4.13	1,559,335,542	1,128,281,073	1,555,721,741	1,124,034,040
Goodwill and Intangible assets	4.14	43,669,655	44,782,227	42,886,663	44,603,617
Deferred tax assets	4.15	647,565,217	500,436,244	647,026,144	389,021,830
Other assets	4.16	6,367,191,922	14,343,155,239	6,364,264,488	14,343,429,144
Total Assets		266,711,538,113	226,448,392,946	266,766,261,442	226,410,177,881
	Note	As at 31 Asadh 2077	As at 31 Asadh 2076	As at 31 Asadh 2077	As at 31 Asadh 2076
Liabilities					
Due to Bank and Financial Institutions	4.17	2,278,454,058	7,860,034,385	2,278,454,058	7,860,034,385
Due to Nepal Rastra Bank	4.18	281,069,159	352,044,206	281,069,159	352,044,206
Derivative financial instruments	4.19	-	-	-	-
Deposits from customers	4.20	230,788,873,397	189,140,853,862	230,902,636,884	189,255,335,577
Borrowing	4.21	60,064,154	60,687,258	60,064,154	60,687,258
Current Tax Liabilities	4.9	-	-	-	-
Provisions	4.22	375,137,309	355,873,853	375,137,308	355,873,853
Deferred tax liabilities	4.15	-	-	-	-
Other liabilities	4.23	9,843,675,174	6,941,468,574	9,839,361,931	6,940,399,014
Debt securities issued	4.24	-	-	-	-
Subordinated Liabilities	4.25	-	-	-	-
Total liabilities		243,627,273,251	204,710,962,138	243,736,723,494	204,824,374,293
Equity					
Share capital	4.26	9,004,795,700	9,004,795,700	9,004,795,700	9,004,795,700
Share premium		-	-	-	-
Retained earnings		815,085,569	1,806,085,133	761,613,798	1,394,490,944
Reserves	4.27	13,264,383,593	10,926,549,975	13,263,128,450	11,186,516,944
Total equity attributable to equity holders		23,084,264,862	21,737,430,808	23,029,537,948	21,585,803,588
Non-controlling interest		-	-	-	-
Total equity		23,084,264,862	21,737,430,808	23,029,537,948	21,585,803,588
Total liabilities and equity		266,711,538,113	226,448,392,946	266,766,261,442	226,410,177,881
Contingent liabilities and commitment	4.28	23,655,701,205	17,719,224,094	23,655,701,205	17,719,224,094
Net assets value per share		256.36	241.40	255.75	239.71

As per our report of even date

Kiran Kumar Shreshtha  
Chief Executive Officer

Dhani Ram Sharma  
Chairman

Joint Auditors

Kabi Raj Adhikari  
Deputy Chief Executive Officer

Janak Kumar Baral  
Director

CA. Prabhu Ram Bhandary  
Joshi & Bhandary  
Chartered Accountants

Sarswati Adhikari  
Deputy Executive Officer

Prof. Dr. Rajan Bahadur Paudel  
Director

CA. Mahesh Kumar Guragain  
MGS & Associates  
Chartered Accountants

Bimal Dangol  
Department Chief, Finance

Prof. Dr. Madhav Prasad Dahal  
Director

Date: 2077 Poush 28  
Location: Kathmandu, Nepal

Romila Dhakal Upreti  
Director

**Rastriya Banijya Bank Limited**  
**Consolidated Statement of Profit or Loss**  
**For the year ended 2077 Asadh End**

Particulars	Note	Group		Bank	
		Year ended 31 Asadh 2077	Year ended 31 Asadh 2076	Year ended 31 Asadh 2077	Year ended 31 Asadh 2076
Interest income	4.29	17,167,859,267	14,925,824,974	17,160,174,339	14,923,052,193
Interest expense	4.30	7,701,529,813	4,962,627,115	7,711,772,445	4,974,936,431
<b>Net interest income</b>		<b>9,466,329,454</b>	<b>9,963,197,859</b>	<b>9,448,401,894</b>	<b>9,948,115,762</b>
Fees and commission income	4.31	835,315,722	778,231,939	828,481,720	775,790,867
Fees and commission expense	4.32	175,983,414	140,967,683	174,582,541	140,553,655
<b>Net fee and commission income</b>		<b>659,332,308</b>	<b>637,264,256</b>	<b>653,899,179</b>	<b>635,237,212</b>
<b>Net interest, fee and commission income</b>		<b>10,125,661,762</b>	<b>10,600,462,115</b>	<b>10,102,301,073</b>	<b>10,583,352,974</b>
Net trading income	4.33	54,733,759	69,351,311	54,733,759	69,351,311
Other operating income	4.34	544,922,010	1,047,349,455	541,224,428	814,735,272
<b>Total operating income</b>		<b>10,725,317,531</b>	<b>11,717,162,881</b>	<b>10,698,259,260</b>	<b>11,467,439,556</b>
Impairment charge/(reversal) for loans and other losses	4.35	160,525,428	610,502,901	160,525,428	611,107,680
<b>Net operating income</b>		<b>10,564,792,103</b>	<b>11,106,659,980</b>	<b>10,537,733,832</b>	<b>10,856,331,876</b>
<b>Operating expense</b>					
Personnel expenses	4.36	3,112,770,049	3,097,507,260	3,103,922,576	3,091,154,046
Other operating expense	4.37	1,277,890,222	1,135,128,913	1,276,218,950	1,131,744,208
Depreciation & Amortisation	4.38	219,019,551	164,223,107	217,934,075	162,998,892
<b>Operating Profit</b>		<b>5,955,112,281</b>	<b>6,709,800,700</b>	<b>5,939,658,231</b>	<b>6,470,434,731</b>
Non operating income	4.39	295,097,899	146,441,454	295,097,899	146,441,454
Non operating expense	4.40	-	713,557	-	713,557
Share of profit of associates		3,030,143	(46,880,140)	-	-
<b>Profit before income tax</b>		<b>6,253,240,323.27</b>	<b>6,808,648,457</b>	<b>6,234,756,130</b>	<b>6,616,162,627</b>
Income tax expense	4.41				
Current Tax		1,309,067,012	447,036,089	1,304,369,134	445,102,755
Deferred Tax		552,416,618	1,124,539,495	553,070,835	1,124,539,495
<b>Profit for the period</b>		<b>4,391,756,693</b>	<b>5,237,072,873</b>	<b>4,377,316,161</b>	<b>5,046,520,378</b>
<b>Profit attributable to:</b>					
Equity holders of the Bank		4,391,756,693	5,237,072,873	4,377,316,161	5,046,520,378
Non-controlling interest		-	-	-	-
<b>Profit for the period</b>		<b>4,391,756,693</b>	<b>5,237,072,873</b>	<b>4,377,316,161</b>	<b>5,046,520,378</b>
<b>Earnings per share</b>					
Basic earnings per share		48.77	58.16	48.61	56.04
Diluted earnings per share		48.77	58.16	48.61	56.04

As per our report of even date

Kiran Kumar Shreshtha  
Chief Executive Officer

Kabi Raj Adhikari  
Deputy Chief Executive Officer

Sarswati Adhikari  
Deputy Executive Officer

Bimal Dangol  
Department Chief, Finance

Date: 2077 Poush 28  
Location: Kathmandu, Nepal

Dhani Ram Sharma  
Chairman

Janak Kumar Baral  
Director

Prof. Dr. Rajan Bahadur Paudel  
Director

Prof. Dr. Madhav Prasad Dahal  
Director

Romila Dhakal Upreti  
Director

Joint Auditors

CA. Prabhu Ram Bhandary  
Joshi & Bhandary  
Chartered Accountants

CA. Mahesh Kumar Guragain  
MGS & Associates  
Chartered Accountants

**Raastriya Banijya Bank Limited**  
**Consolidated Statement of Other Comprehensive Income**  
**For the year ended 2077 Asadh End**

Note	Group		Amount in NPR Bank	
	Year ended 31 Asadh 2077	Year ended 31 Asadh 2076	Year ended 31 Asadh 2077	Year ended 31 Asadh 2076
<b>Profit for the year</b>	<b>4,391,756,693</b>	<b>5,237,072,873</b>	<b>4,377,316,161</b>	<b>5,046,520,378</b>
<b>Other comprehensive income, net of income tax</b>				
<b>a) Items that will not be reclassified to profit or loss</b>				
- Gains/(losses) from investments in equity instruments measured at fair value	248,973,583	(85,138,996)	247,590,368	286,242,388
- Gains/(losses) on revaluation				
- Actuarial gains/(losses) on defined benefit plans	(2,951,174,198)	(1,657,163,759)	(2,951,174,198)	(1,657,163,759)
- Income tax relating to above items	810,660,185	522,690,827	811,075,149	411,276,411
<b>Net Other Comprehensive Income that will not be reclassified to profit or loss</b>	<b>(1,891,540,431)</b>	<b>(1,219,611,929)</b>	<b>(1,892,508,681)</b>	<b>(959,644,960)</b>
<b>b) Items that are or may be reclassified to profit or loss</b>				
- Gains/(losses) on cash flow hedge	-	-	-	-
- Exchange gains/(losses) (arising from translating financial assets of foreign operation)	-	-	-	-
- Income tax relating to above items	-	-	-	-
- Reclassify to profit or loss	-	-	-	-
<b>Net Other Comprehensive Income that are or may be reclassified to profit or loss</b>	<b>-</b>	<b>-</b>	<b>-</b>	<b>-</b>
<b>c) Share of other comprehensive income of associate accounted as per equity method</b>	<b>-</b>	<b>-</b>	<b>-</b>	<b>-</b>
<b>Other comprehensive income for the period, net of income tax</b>	<b>(1,891,540,431)</b>	<b>(1,219,611,929)</b>	<b>(1,892,508,681)</b>	<b>(959,644,960)</b>
<b>Total comprehensive income for the period</b>	<b>2,500,216,263</b>	<b>4,017,460,944</b>	<b>2,484,807,480</b>	<b>4,086,875,418</b>
<b>Total comprehensive income attributable to:</b>				
Equity holders of the Bank	2,500,216,263	4,017,460,944	2,484,807,480	4,086,875,418
Non-controlling interest				
<b>Total comprehensive income for the period</b>	<b>2,500,216,263</b>	<b>4,017,460,944</b>	<b>2,484,807,480</b>	<b>4,086,875,418</b>

As per our report of even date

Kiran Kumar Shreshtha  
Chief Executive Officer

Dhani Ram Sharma  
Chairman

Joint Auditors

Kabi Raj Adhikari  
Deputy Chief Executive Officer

Janak Kumar Baral  
Director

CA. Prabhu Ram Bhandary  
Joshi & Bhandary  
Chartered Accountants

Sarswati Adhikari  
Deputy Executive Officer

Prof. Dr. Rajan Bahadur Paudel  
Director

CA. Mahesh Kumar Guragain  
MGS & Associates  
Chartered Accountants

Bimal Dangol  
Department Chief, Finance

Prof. Dr. Madhav Prasad Dahal  
Director

Date: 2077 Poush 28  
Location: Kathmandu, Nepal

Romila Dhakal Upreti  
Director

**Rastriya Baniya Bank Limited**  
**Statement of Changes in Equity**  
**For the year ended 2077 Asadh End**

Particulars	Group										Amount in NPR	
	Attributable to equity holders of the Bank										Non-controlling Interest	Total Equity
	Share Capital	Share Premium	General Reserve	Exchange Equalisation	Regulatory Reserve	Capital Reserve	Fair Value Reserve	Revaluation Reserve	Retained Earning	Other Reserve	Total	
Balance as at Sawan 1, 2076	9,004,795,700	-	8,178,908,597	97,319,666	6,726,597,250	481,195,653	860,893,657	77,183,784	1,806,085,133	(5,495,548,631)	21,737,430,808	-
Adjustment/Restatement	-	-	-	-	-	-	259,966,968	-	(371,307,807)	-	(111,340,839)	-
Adjusted Restated Balance at Sawan 1, 2076	9,004,795,700	-	8,178,908,597	97,319,666	6,726,597,250	481,195,653	1,120,860,625	77,183,784	1,434,777,325.58	(5,495,548,631)	21,626,089,969	-
<u>Comprehensive Income for the year</u>												
Profit for the year	-	-	-	-	-	-	-	-	4,391,756,693	-	4,391,756,693	-
Other Comprehensive income, net of tax	-	-	-	-	-	-	-	-	-	-	-	-
- Gains/(losses) from investments in equity instruments measured at fair value	-	-	-	-	-	-	173,313,258	-	39,502,364	-	212,815,622	-
- Gains/(losses) on revaluation	-	-	-	-	-	-	-	-	-	-	-	-
- Actuarial Gains/(losses) on defined benefit plans	-	-	-	-	-	-	-	-	-	(2,065,821,939)	(2,065,821,939)	-
- Gains/(losses) on cash flow hedge	-	-	-	-	-	-	-	-	-	-	-	-
- Exchange gains/(losses) arising from translating financial assets of foreign operation	-	-	-	-	-	-	-	-	-	-	-	-
<b>Total comprehensive income for the year</b>	-	-	-	-	-	-	-	-	-	-	-	-
Transfer to reserve during the year	-	-	875,463,232	1,801,761	3,148,157,834	-	-	-	(3,973,988,917)	(51,433,910)	-	-
Transfer from the reserve during the year	-	-	-	-	(3,613,587)	-	-	-	3,613,587	-	-	-
<u>Transactions with owners, directly recognized in equity</u>												
Right share issued	-	-	-	-	-	-	-	-	-	-	-	-

**Raastriya Baniya Bank Limited**  
**Statement of Changes in Equity**  
**For the year ended 2077 Asadh End**

Particulars	Group										Amount in NPR	
	Attributable to equity holders of the Bank										Non-controlling Interest	Total Equity
	Share Capital	Share Premium	General Reserve	Exchange Equalisation	Regulatory Reserve	Capital Reserve	Fair Value Reserve	Revaluation Reserve	Retained Earning	Other Reserve	Total	
Share based payments	-	-	-	-	-	-	-	-	-	-	-	-
Dividends to equity holders:	-	-	-	-	-	-	-	-	-	-	-	-
Bonus Shares issued	-	-	-	-	-	-	-	-	-	-	-	-
Cash Dividend Paid	-	-	-	-	-	-	-	-	(1,080,575,484)	-	(1,080,575,484)	(1,080,575,484)
<b>Total contributions by and distributions:</b>	-	-	-	-	-	-	-	-	-	-	-	-
<b>Balance as at Asadh End, 2077</b>	<b>9,004,795,700</b>	<b>-</b>	<b>9,054,371,829</b>	<b>99,121,427</b>	<b>9,871,141,497</b>	<b>481,195,653</b>	<b>1,294,173,883</b>	<b>77,183,784</b>	<b>815,085,569</b>	<b>(7,612,804,479)</b>	<b>23,084,264,862</b>	<b>-</b>
												<b>23,084,264,862</b>

As per our report of even date

Kiran Kumar Shreshtha Chief Executive Officer	Dhani Ram Sharma Chairman	Janak Kumar Baral Director	Prof. Dr. Rajan Bahadur Paudel Director	Prof. Dr. Madhav Prasad Dahal Director	Romila Dhakal Upreti Director	Joint Auditors	CA. Prabhu Ram Bhandary Joshi & Bhandary Chartered Accountants	CA. Mahesh Kumar Guragain MGS & Associates Chartered Accountants
Kabi Raj Adhikari Deputy Chief Executive Officer								
Sarswati Adhikari Deputy Executive Officer								
Bimal Dangol Department Chief, Finance								

Date: 2077 Poush 28  
Location: Kathmandu, Nepal



**Rastriya Baniya Bank Limited**  
**Statement of Changes in Equity**  
**For the year ended 2077 Asadh End**

१५औं वार्षिक प्रतिवेदन-२०७६/०७७

Bank													
Particulars	Attributable to equity holders of the Bank										Amount in NPR		
	Share Capital	Share Premium	General Reserve	Exchange Equalisation	Regulatory Reserve	Capital Reserve	Fair Value Reserve	Revaluation Reserve	Retained Earning	Other Reserve	Total	Non-controlling Interest	Total Equity
Balance as at Sawan 1, 2076	9,004,795,700	-	8,178,908,597	97,319,666	6,726,597,250	481,195,653	1,120,860,625	77,183,784	1,394,490,944	(5,495,548,631)	21,585,803,588	-	21,585,803,588
Adjustment/Restatement	-	-	-	-	-	-	-	-	-	-	-	-	-
Adjusted Restated Balance at Sawan 1, 2076	9,004,795,700	-	8,178,908,597	97,319,666	6,726,597,250	481,195,653	1,120,860,625	77,183,784	1,394,490,944	(5,495,548,631)	21,585,803,588	-	21,585,803,588
<u>Comprehensive Income for the year</u>													
Profit for the year	-	-	-	-	-	-	-	-	4,377,316,161	-	4,377,316,161	-	4,377,316,161
Other Comprehensive Income, net of tax													
- Gains/(losses) from investments in equity instruments measured at fair value	-	-	-	-	-	-	173,313,258	-	39,502,364.33	-	212,815,622	-	212,815,622
- Gains/(losses) on revaluation	-	-	-	-	-	-	-	-	-	-	-	-	-
- Actuarial Gains/(losses) on defined benefit plans	-	-	-	-	-	-	-	-	-	(2,065,821,939)	(2,065,821,939)	-	(2,065,821,939)
- Gains/(losses) on cash flow hedge	-	-	-	-	-	-	-	-	-	-	-	-	-
- Exchange gains/(losses) arising from translating financial assets of foreign operation	-	-	-	-	-	-	-	-	-	-	-	-	-
Total comprehensive income for the year	-	-	-	-	-	-	-	-	-	-	-	-	-
Transfer to reserve during the year	-	-	875,463,232	1,801,761	3,148,157,834	-	-	-	(3,972,733,774)	(52,689,053)	-	-	-
Transfer from the reserve during the year	-	-	-	-	(3,613,587)	-	-	-	3,613,587	-	-	-	-
Transactions with owners, directly recognized in equity													
Right share issued	-	-	-	-	-	-	-	-	-	-	-	-	-
Share based payments	-	-	-	-	-	-	-	-	-	-	-	-	-
Dividends to equity holders:	-	-	-	-	-	-	-	-	-	-	-	-	-
Bonus Shares issued	-	-	-	-	-	-	-	-	-	-	-	-	-

१५औं वार्षिक प्रतिवेदन-२०७६/०७७

**Note:** Other reserves as at 31 Asadh 2077 includes Actuarial Loss, Investment Adjustment Reserve, CSR Reserve, Asset revaluation reserve, etc which have been explained in Note 5.20

**As per our report of even date**

**Kiran Kumar Shreshtha**  
**Chief Executive Officer**

**Dhani Ram Sharma**  
**Chairman**

## Joint Auditors

**Kabi Raj Adhikari**

**Janak Kumar Baral**  
**Director**

**Deputy Chief Executive Officer**

**CA. Prabhu Ram Bhandary  
Joshi & Bhandary  
Chartered Accountants**

**Sarswati Adhikari**

**Prof. Dr. Rajan Bahadur Paudel**  
**Director**

Deputy Executive Officer

**Bimal Dangol**

**Prof. Dr. Madhav Prasad Dahal**  
**Director**

**CA. Mahesh Kumar Guragain**  
**MGS & Associates**  
**Chartered Accountants**

Date: 2077 Poush 28

**Romila Dhakal Upreti**  
**Director**

**Location: Kathmandu, Nepal**

**Romila Dhakal Upreti**

**Rastriya Banija Bank Limited**  
**Consolidated Statement of Cash Flows**  
**For the year ended 2077 Asadh End**

Note	Group		Bank	
	Year ended	Year ended	Year ended	Year ended
	31 Asadh 2077	31 Asadh 2076	31 Asadh 2077	31 Asadh 2076
<b>CASH FLOWS FROM OPERATING ACTIVITIES</b>				
Interest received	15,022,320,234	15,221,470,015	15,022,320,234	15,221,470,015
Fees and other income received	835,315,722	778,231,939	828,481,720	775,790,867
Dividend received	-	-	-	-
Receipts from other operating activities	755,201,839	862,949,652	756,186,125	864,179,652
Interest paid	(7,691,025,705)	(4,955,988,348)	(7,701,268,337)	(4,968,297,664)
Commission and fees paid	(175,983,414)	(140,967,683)	(174,582,541)	(140,553,655)
Cash payment to employees	-	-	-	-
Other expense paid	(6,312,325,919)	(4,233,349,729)	(6,303,591,136)	(4,223,611,810)
<b>Operating cash flows before changes in operating assets and liabilities</b>	<b>2,433,502,756</b>	<b>7,532,345,846</b>	<b>2,427,546,065</b>	<b>7,528,977,405</b>
<b>(Increase)/Decrease in Operating Assets</b>	<b>(5,935,747,655)</b>	<b>(33,063,068,829)</b>	<b>(5,932,546,316)</b>	<b>(33,063,493,657)</b>
Due from Nepal Rastra Bank	(5,574,766,887)	-	(5,574,766,887)	-
Placement with bank and financial institutions	325,370,000	-	325,370,000	-
Other trading assets	-	-	-	-
Loan and advances to bank and financial institutions	79,890,000	(449,620,336)	79,890,000	(449,620,336)
Loans and advances to customers	(8,747,638,051)	(27,142,688,142)	(8,747,638,051)	(27,142,688,142)
Other assets	7,981,397,283	(5,470,760,351)	7,984,598,622	(5,471,185,179)
<b>Increase/(Decrease) in operating liabilities</b>	<b>37,850,706,362</b>	<b>-</b>	<b>37,836,961,902</b>	<b>-</b>
Due to bank and financial institutions	(5,581,580,327)	2,568,506,267	(5,581,580,327)	2,568,506,267
Due to Nepal Rastra Bank	-	-	-	-
Deposit from customers	41,648,019,535	25,084,242,178	41,647,301,307	25,045,032,317
Borrowings	-	-	-	-
Other liabilities	1,784,267,154	(3,160,827,880)	1,771,240,922	(3,160,364,323)
<b>Net cash flow from operating activities before tax paid</b>	<b>34,348,461,462</b>	<b>(1,038,802,418)</b>	<b>34,331,961,651</b>	<b>(1,081,341,991)</b>
Income taxes paid	(1,530,357,847)	(2,248,778,810)	(1,526,661,490)	(2,246,466,756)
<b>Net cash flow from operating activities</b>	<b>32,818,103,615</b>	<b>(3,287,581,228)</b>	<b>32,805,300,161</b>	<b>(3,327,808,747)</b>
<b>CASH FLOWS FROM INVESTING ACTIVITIES</b>				
Purchase of investment securities	-	-	-	-
Receipts from sale of investment securities	(34,041,632,488)	6,597,648,876	(34,028,659,220)	6,645,128,336
Purchase of property and equipment	(613,561,320)	(347,586,775)	(613,216,496)	(342,523,987)
Receipt from the sale of property and equipment	32,775,193	(14,845,510)	45,559,499	(19,633,918)
Purchase of intangible assets	-	(27,211,300)	-	(27,211,300)
Receipt from the sale of intangible assets	(10,656,884)	-	(9,968,384)	-
Purchase of investment properties	-	-	-	-
Receipt from the sale of investment properties	-	-	-	-
Interest received	1,778,313,353	(1,540,741,149)	1,770,628,425	(1,543,513,930)
Dividend received	93,840,894	3,121,916	91,914,511	10,489,805
<b>Net cash used in investing activities</b>	<b>(32,760,921,253)</b>	<b>4,670,386,058</b>	<b>(32,743,741,665)</b>	<b>4,722,735,005</b>
<b>CASH FLOWS FROM FINANCING ACTIVITIES</b>				
Receipt from issue of debt securities	-	-	-	-
Repayment of debt securities	-	-	-	-
Receipt from issue of subordinated liabilities	-	-	-	-
Repayment of subordinated liabilities	-	-	-	-
Receipt from issue of shares	-	-	-	-
Dividends paid	(1,080,575,484)	-	(1,080,575,484)	-
Interest paid	(11,127,212)	(117,447,650)	(11,127,212)	(117,447,650)
Other receipt/payment	(70,975,046)	259,073,692	(70,975,046)	259,073,692
<b>Net cash from financing activities</b>	<b>(1,162,677,743)</b>	<b>141,626,042</b>	<b>(1,162,677,743)</b>	<b>141,626,042</b>
<b>Net increase (decrease) in cash and cash equivalents</b>	<b>(1,105,495,380)</b>	<b>1,524,430,872</b>	<b>(1,101,119,247)</b>	<b>1,536,552,299</b>
Cash and cash equivalents at Shrawan 1, 2076	8,202,478,030	6,678,047,159	8,194,978,237	6,658,425,938
Cash and cash equivalent acquired from merger	-	-	-	-
Effect of exchange rate fluctuations on cash and cash equivalents held	-	-	-	-
<b>Cash and cash equivalents at Asadh end 2077</b>	<b>7,096,982,650</b>	<b>8,202,478,030</b>	<b>7,093,858,990</b>	<b>8,194,978,237</b>

As per our report of even date

Kiran Kumar Shreshtha  
Chief Executive Officer

Dhani Ram Sharma  
Chairman

Joint Auditors

Kabi Raj Adhikari  
Deputy Chief Executive Officer

Janak Kumar Baral  
Director

CA. Prabhu Ram Bhandary  
Joshi & Bhandary  
Chartered Accountants

Sarswati Adhikari  
Deputy Executive Officer

Prof. Dr. Rajan Bahadur Paudel  
Director

CA. Mahesh Kumar Guragain  
MGS & Associates  
Chartered Accountants

Bimal Dangol  
Department Chief, Finance

Prof. Dr. Madhav Prasad Dahal  
Director

Date: 2077 Poush 28  
Location: Kathmandu, Nepal

Romila Dhakal Upreti  
Director

## Rastriya Banijya Bank Limited

### Notes forming part of the financial statements

#### 4.1 Cash and Cash Equivalent

	Group		Bank	
	As at 31 Asadh 2077	As at 31 Asadh 2076	As at 31 Asadh 2077	As at 31 Asadh 2076
Cash In Hand	5,483,630,950	5,041,083,118	5,483,630,950	5,041,073,631
Balances with BFIs	1,613,351,700	1,011,094,912	1,610,228,038	1,003,604,605
Money at Call and Short Notice	-	2,150,300,000	-	2,150,300,000
Other	-	-	-	-
<b>Total</b>	<b>7,096,982,650</b>	<b>8,202,478,030</b>	<b>7,093,858,989</b>	<b>8,194,978,237</b>

The fair value of cash and cash equivalent is its carrying value. Cash at vault is adequately insured for physical and financial risks. The amount of cash at vault is maintained on the basis of the liquidity and business requirements. Balance with BFIs includes balance maintained at various banks and financial institutions. Cash held in foreign currency is subject to risk of changes in the foreign exchange rates. These are closely monitored, and risks, if identified, are promptly managed.

#### 4.2 Due from Nepal Rastra Bank

	Group		Bank	
	As at 31 Asadh 2077	As at 31 Asadh 2076	As at 31 Asadh 2077	As at 31 Asadh 2076
Statutory Balances with NRB	17,934,764,144	12,359,997,257	17,934,764,144	12,359,997,257
Securities purchased under Resale Agreement	-	-	-	-
Other deposit and receivable from NRB	-	-	-	-
<b>Total</b>	<b>17,934,764,144</b>	<b>12,359,997,257</b>	<b>17,934,764,144</b>	<b>12,359,997,257</b>

The fair value of balance with the Nepal Rastra Bank (NRB) is its carrying amount itself. Balance with the NRB is principally maintained as a part of the regulatory cash reserve ratio required by the NRB.

#### 4.3 Placement with Banks & Financial Institutions

	Group		Bank	
	As at 31 Asadh 2077	As at 31 Asadh 2076	As at 31 Asadh 2077	As at 31 Asadh 2076
Placement with Domestic B/Fis	48,120,000	263,640,000	48,120,000	263,640,000
Placement with Foreign B/Fis	-	109,850,000	-	109,850,000
Less: Allowances for Impairment	-	-	-	-
<b>Total</b>	<b>48,120,000</b>	<b>373,490,000</b>	<b>48,120,000</b>	<b>373,490,000</b>

Placements with domestic as well as foreign bank and financial institutions with original maturities of more than three months from the acquisition date are presented above.

#### 4.4 Derivative financial instruments

	Group		Bank	
	As at 31 Asadh 2077	As at 31 Asadh 2076	As at 31 Asadh 2077	As at 31 Asadh 2076
<b>Held for Trading</b>				
Interest Rate Swap	-	-	-	-
Currency Swap	-	-	-	-
Forward exchange Contract	-	-	-	-
Others	-	-	-	-
<b>Held for risk management</b>				
Interest Rate Swap	-	-	-	-
Currency Swap	-	-	-	-
Forward exchange Contract	-	-	-	-
Others	-	-	-	-
<b>Total</b>	<b>-</b>	<b>-</b>	<b>-</b>	<b>-</b>

A significant part of the derivatives in the portfolio are related to servicing corporate clients in their risk management to hedge, e.g. foreign currency exposures. These products are used by Bank as part of its own regular treasury activities as well. From a risk perspective, the gross amount of derivative assets must be considered together with the gross amount of derivative liabilities, which are presented separately on the statement of financial position.

## Rastriya Banijya Bank Limited

### Notes forming part of the financial statements

#### 4.5 Other Trading Assets

	Group		Bank	
	As at 31 Asadh 2077	As at 31 Asadh 2076	As at 31 Asadh 2077	As at 31 Asadh 2076
Tresury bills	-	-	-	-
Government Bonds	-	-	-	-
NRB Bonds	-	-	-	-
Domestic Corporate bonds	-	-	-	-
Equities	-	-	-	-
Other	-	-	-	-
<b>Total</b>	<b>-</b>	<b>-</b>	<b>-</b>	<b>-</b>
Pledged	-	-	-	-
Non-Pledged	-	-	-	-

Trading assets are those assets that the licensed institution acquires principally for the purpose of selling in the near term, or holds as part of a portfolio that is managed together for short-term profit are presented under this account head. The trading asset includes derivative assets and non derivative assets. As on the reporting date, the bank does not have any outstanding trading assets.

#### 4.6 Loan and Advances to BFs

	Group		Bank	
	As at 31 Asadh 2077	As at 31 Asadh 2076	As at 31 Asadh 2077	As at 31 Asadh 2076
<b>Domestic BFs</b>				
Loans to Microfinance Institutions	4,501,760,000	4,583,410,000	4,501,760,000	4,583,410,000
Other	-	-	-	-
Less: Allowances for impairment	45,005,500	45,804,400	45,005,500	45,804,400
<b>Total</b>	<b>4,456,754,500</b>	<b>4,537,605,600</b>	<b>4,456,754,500</b>	<b>4,537,605,600</b>

Impairment allowance on Loans and advances to BFs have been considered as per NRB directive. All the loans to BFs have been classified in pass category as per the requirement of NRB directive 02/2076.

##### 4.6.1 Loan To MicroFinance Institutions

	Group		Bank	
	As at 31 Asadh 2077	As at 31 Asadh 2076	As at 31 Asadh 2077	As at 31 Asadh 2076
Principal	4,500,550,000	4,580,440,000	4,500,550,000	4,580,440,000
Accrued Interest Receivables	1,210,000	2,970,000	1,210,000	2,970,000
<b>Total</b>	<b>4,501,760,000</b>	<b>4,583,410,000</b>	<b>4,501,760,000</b>	<b>4,583,410,000</b>

##### 4.6.2 Specific Allowance for Impairment

	Group	Bank
Balance at Shrawan 1	45,804,400	40,868,497
Impairment loss for the year:	-	-
Charge for the year	(798,900)	4,935,903
Recoveries/reversal	-	-
Amount written off	-	-
<b>Balances at Ashad end</b>	<b>45,005,500</b>	<b>45,804,400</b>

No individual loans to banks and micro finance has terms and conditions that significantly affect the amount, timing or certainty of consolidated cash flows of the Bank. These assets have been classified as loans and receivables and are subsequently measured at amortized costs. Risks associated with these assets are regularly assessed. These are interest bearing advances and the income on these assets is credited to statement of profit or loss under interest income.

#### 4.7 Loans and advances to customers

	Group		Bank	
	As at 31 Asadh 2077	As at 31 Asadh 2076	As at 31 Asadh 2077	As at 31 Asadh 2076
Loans and advances to customers at amortised cost	157,480,988,403	148,657,897,008	157,480,988,403	148,657,897,008
<b>Less: Impairment Allowances</b>				
Collective Impairment	6,109,457,631	1,872,418,156	6,109,457,631	1,872,418,156
Individual Impairment	573,684,047	4,762,602,921	573,684,047	4,762,602,921
<b>Net amount</b>	<b>150,797,846,725</b>	<b>142,022,875,931</b>	<b>150,797,846,725</b>	<b>142,022,875,931</b>
Loan and advance measured at FVTPL	-	-	-	-
<b>Total</b>	<b>150,797,846,725</b>	<b>142,022,875,931</b>	<b>150,797,846,725</b>	<b>142,022,875,931</b>

Above impairment is as per NRB directive no.2 which is higher than total impairment computed as per NAS 39. The note referring to impairment has been presented under point No. 4.7.4.Total provision for impairment as per NAS 39 amounted to NPR 4,547,688,660 /- and NPR 6,38,93,55,413 /- for 2018/19 & 2019/20 respectively.

	Group		Bank	
	As at 31 Asadh 2077	As at 31 Asadh 2076	As at 31 Asadh 2077	As at 31 Asadh 2076
Loans and advances to Customer	152,018,160,615	143,534,877,434	152,018,160,615	143,534,877,434
Loans and advances to staff	3,565,015,086	3,300,660,215	3,565,015,086	3,300,660,215
Accrued Interest	1,897,812,702	1,822,359,358	1,897,812,702	1,822,359,358
<b>Total</b>	<b>157,480,988,403</b>	<b>148,657,897,008</b>	<b>157,480,988,403</b>	<b>148,657,897,008</b>



**Rastriya Banijya Bank Limited**  
**Notes forming part of the financial statements**

**Impairment ( Including loans & advances to BFIs )**

As per NRB Directive No. 2

As per NAS 39

6,728,147,178

6,680,825,477

6,389,355,413

4,547,688,660

6,728,147,178

6,680,825,477

6,389,355,413

4,547,688,660

**4.7.1 Analysis of loan and advance- By Product**

**Product**

	Group		Bank	
	As at 31 Asadh 2077	As at 31 Asadh 2076	As at 31 Asadh 2077	As at 31 Asadh 2076
Term loans	20,289,860,000	17,416,110,000	20,289,860,000	17,416,110,000
Overdraft	25,108,850,000	24,178,930,000	25,108,850,000	24,178,930,000
Trust receipt/Import loans	1,387,250,000	1,453,730,000	1,387,250,000	1,453,730,000
Demand and Other Working Capital loans	52,916,210,000	53,949,250,000	52,916,210,000	53,949,250,000
Personal residential loans	14,441,620,000	12,773,850,000	14,441,620,000	12,773,850,000
Real estate loans	9,247,660,000	8,590,140,000	9,247,660,000	8,590,140,000
Margin lending loans	2,761,510,000	2,365,290,000	2,761,510,000	2,365,290,000
Hire purchase loans	6,519,440,000	4,821,660,000	6,519,440,000	4,821,660,000
Deprived sector loans	8,171,220,000	2,227,760,000	8,171,220,000	2,227,760,000
Bills Purchased	33,730,000	57,740,000	33,730,000	57,740,000
Staff loans	3,565,015,086	3,300,660,215	3,565,015,086	3,300,660,215
Other	15,641,360,615	15,700,417,434	15,641,360,615	15,700,417,434
<b>Sub Total</b>	<b>160,083,725,701</b>	<b>146,835,537,649</b>	<b>160,083,725,701</b>	<b>146,835,537,649</b>
Interest Receivable	1,899,022,702	1,822,359,358	1,899,022,702	1,822,359,358
<b>Grand Total</b>	<b>161,982,748,403</b>	<b>148,657,897,008</b>	<b>161,982,748,403</b>	<b>148,657,897,008</b>

**4.7.2 Analysis of loan and advance- By Currency**

	Group		Bank	
	As at 31 Asadh 2077	As at 31 Asadh 2076	As at 31 Asadh 2077	As at 31 Asadh 2076
Nepalese rupee	161,982,748,403	148,657,897,008	161,982,748,403	148,657,897,008
Indian rupee	-	-	-	-
USD	-	-	-	-
GBP	-	-	-	-
Euro	-	-	-	-
JPY	-	-	-	-
Chinese Yuan	-	-	-	-
Other	-	-	-	-
<b>Total</b>	<b>161,982,748,403</b>	<b>148,657,897,008</b>	<b>161,982,748,403</b>	<b>148,657,897,008</b>

**4.7.3 Analysis of loan and advance- By Collateral**

	Group		Bank	
	As at 31 Asadh 2077	As at 31 Asadh 2076	As at 31 Asadh 2077	As at 31 Asadh 2076
Movable / Immovable assets	137,287,992,399	134,422,723,204	137,287,992,399	134,422,723,204
Gold and silver	13,430,952,822	13,150,746,271	13,430,952,822	13,150,746,271
Guarantee of domestic B/Fis	4,081,528,540	-	4,081,528,540	-
Government Guarantee	231,232,162	228,914,229	231,232,162	228,914,229
Guarantee of international rated bank	-	-	-	-
Export document	12,825,361	54,743,190	12,825,361	54,743,190
Fixed Deposit receipts	376,343,853	577,343,951	376,343,853	577,343,951
Government securities / bonds Counter guarantee	-	-	-	-
Counter guarantee	-	-	-	-
Personal guarantee	719,562,532	-	719,562,532	-
Other	308,035,577	81,681,289	308,035,577	81,681,289
<b>Subtotal</b>	<b>156,448,473,245</b>	<b>148,516,152,135</b>	<b>156,448,473,245</b>	<b>148,516,152,135</b>
Unsecured	70,237,370	141,744,872	70,237,370	141,744,872
<b>Grand Total</b>	<b>156,518,710,615</b>	<b>148,657,897,007</b>	<b>156,518,710,615</b>	<b>148,657,897,007</b>

The above figure excludes loan to staffs and Accrued Interest Receivable

**Rastriya Banijya Bank Limited**  
**Notes forming part of the financial statements**

**4.7.4 Allowances for Impairment**

	Group		Bank	
	As at 31 Asadh 2077	As at 31 Asadh 2076	As at 31 Asadh 2077	As at 31 Asadh 2076
<b>Specific allowances for impairment</b>	-	-	-	-
Balance at Shrawan 1	4,762,602,921	3,769,922,773	4,762,602,921	3,769,922,773
Impairment loss for the year:	-	-	-	-
Charge for the year	(4,188,918,874)	992,680,148	(4,188,918,874)	992,680,148
Recoveries/reversal during the year	-	-	-	-
Write-offs	-	-	-	-
Exchange rate variance on foreign currency	-	-	-	-
Other movement	-	-	-	-
<b>Balance at Ashad end</b>	<b>573,684,047</b>	<b>4,762,602,921</b>	<b>573,684,047</b>	<b>4,762,602,921</b>
<b>Collective allowances for impairment</b>	-	-	-	-
Balance at Shrawan 1	1,872,418,156	2,258,926,527	1,872,418,156	2,258,926,527
Impairment loss for the year:	-	-	-	-
Charge/(reversal) for the year	4,237,039,475	(386,508,371)	4,237,039,475	(386,508,371)
Exchange rate variance on foreign currency	-	-	-	-
Other movement	-	-	-	-
<b>Balance at Ashad end</b>	<b>6,109,457,631</b>	<b>1,872,418,156</b>	<b>6,109,457,631</b>	<b>1,872,418,156</b>
<b>Total allowances for impairment</b>	<b>6,683,141,678</b>	<b>6,635,021,077</b>	<b>6,683,141,678</b>	<b>6,635,021,077</b>

Above impairment is as per NRB directive no. 2 which is higher than total impairment computed as per NAS 39.

**4.8 Investment Securities**

	Group		Bank	
	As at 31 Asadh 2077	As at 31 Asadh 2076	As at 31 Asadh 2077	As at 31 Asadh 2076
Investment securities measured at amortized cost	72,199,518,569	37,973,307,361	72,134,518,569	37,943,219,690
Investment in equity measure at FVTOCI	2,666,159,165	2,287,240,973	2,635,141,808	2,238,423,254
Other	-	-	-	-
	<b>74,865,677,734</b>	<b>40,260,548,334</b>	<b>74,769,660,377</b>	<b>40,181,642,944</b>

Investments made by the Bank in financial instruments have been presented under this account head in two categories i.e. investment securities measured at amortized cost and investment in equity measured at fair value through other comprehensive income. Investment in equity instruments is measured at fair value and changes in fair value shall be recognized in other comprehensive income. Where income from the investment is received in the form of bonus shares, the valuation of investment is made by increasing the number of shares only without changing in the cost of investment.

**4.8.1 Investment securities measured at amortized cost**

	Group		Bank	
	As at 31 Asadh 2077	As at 31 Asadh 2076	As at 31 Asadh 2077	As at 31 Asadh 2076
Debt securities	-	-	-	-
Government bonds	11,402,250,000	6,407,337,671	11,402,250,000	6,402,250,000
Government treasury bills*	60,732,268,569	31,540,969,690	60,732,268,569	31,540,969,690
Nepal Rastra Bank bonds	-	-	-	-
Nepal Rastra Bank deposits instruments	-	-	-	-
Other	65,000,000	25,000,000	-	-
<b>Total</b>	<b>72,199,518,569</b>	<b>37,973,307,361</b>	<b>72,134,518,569</b>	<b>37,943,219,690</b>

**4.8.2 Investment securities measured through other comprehensive Income**

	Group		Bank	
	As at 31 Asadh 2077	As at 31 Asadh 2076	As at 31 Asadh 2077	As at 31 Asadh 2076
Equity instruments	-	-	-	-
Quoted equity securities	2,397,744,850	1,861,053,351	2,366,727,493	1,812,235,632
Unquoted equity securities	268,414,315	426,187,622	268,414,315	426,187,622
Less: specific allowances for impairment on Investment Securities	-	-	-	-
<b>Total</b>	<b>2,666,159,165</b>	<b>2,287,240,973</b>	<b>2,635,141,808</b>	<b>2,238,423,254</b>

## Rastriya Banijya Bank Limited

### Notes forming part of the financial statements

4.8.3 Information relating to investment in equities  
Investment securities designated as at fair value through other comprehensive income

Amount in NPR

Equity instruments	Group				Bank			
	As at 31 Asadh 2077		As at 31 Asadh 2076		As at 31 Asadh 2077		As at 31 Asadh 2076	
	Cost	Fair Value	Cost	Fair Value	Cost	Fair Value	Cost	Fair Value
<b>Investment in quoted equity</b>								
National Life Insurance Company Limited 3,137,665 Shares of Rs 100 Each	116,338,900	1,038,567,115	116,338,900	788,883,323	116,338,900	1,038,567,115	116,338,900	788,883,323
RMDC Laghubitta Bittiya Sanstha Limited 143,458 Shares of Rs 100 Each	8,295,000	50,282,029	8,295,000	42,144,699	8,295,000	50,282,029	8,295,000	42,144,699
NLG Insurance Company Limited 204,930 Shares of Rs 100 Each	12,184,875	67,319,505	4,500,000	48,798,861	12,184,875	67,319,505	4,500,000	48,798,861
Jalbidyut Lagani tatha Bikash Company Limited 159,299 Shares of Rs 100 Each	14,481,800	21,186,767	14,481,800	25,647,300	14,481,800	21,186,767	14,481,800	25,647,300
Grameen Bikas Laghubitta Bittiya Sanstha Limited* 225,494 Shares of Rs 100 Each	22,549,400	60,883,380	22,549,400	40,588,920	22,549,400	60,883,380	22,549,400	40,588,920
Nepal Lube Oil Limited 4,778 Shares of Rs 100 Each	285,700	893,486	285,700	473,000	285,700	893,486	285,700	473,000
United Insurance Company Limited 514,080 Shares of Rs 100 Each	48,288,000	95,104,800	12,000,000	64,260,000	48,288,000	95,104,800	12,000,000	64,260,000
Butwal Power Company Limited 26,718 Shares of Rs 100 Each	10,028,413	9,591,762	6,620,894	9,613,545	10,028,413	9,591,762	6,620,894	9,613,545
Taragon Regency Hotel Limited* 300,000 Shares of Rs 100 Each	30,000,000	56,100,000	30,000,000	94,800,000	30,000,000	56,100,000	30,000,000	94,800,000
Shreeram Sugar Mills Limited* 50,000 Shares of Rs 100 Each	5,000,000	6,650,000	5,000,000	5,425,000	5,000,000	6,650,000	5,000,000	5,425,000
Gorakhali Rubber Industry Limited* 199,777 Shares of Rs 75 Each	14,983,275	-	14,983,275	-	14,983,275	-	14,983,275	-
NMB Sulav Investment Fund 1,565,998 Shares of Rs 10 Each	-	-	15,659,980	16,944,098	-	-	15,659,980	16,944,098
LAXMI Equity Fund 5,849,587 Units of Rs 10 Each	58,495,870	51,300,878	58,495,870	44,632,349	58,495,870	51,300,878	58,495,870	44,632,349
Sanima Equity fund 2,400,000 Units of Rs 10 Each (Bank)	26,500,000	26,314,500	26,500,000	24,910,000	24,000,000	23,832,000	24,000,000	22,560,000
26,50,000 Units of Rs 10 Each (Group)								
Citizens Mutual Fund-1 2,000,000 Units of Rs 10 Each	20,000,000	20,120,000	20,000,000	20,360,000	20,000,000	20,120,000	20,000,000	20,360,000
NIC Asia Growth Fund 2,000,000 Units of Rs 10 Each	20,000,000	20,380,000	20,000,000	20,560,000	20,000,000	20,380,000	20,000,000	20,560,000
Siddhartha Equity Fund 967,748 Units of Rs 10 Each (Bank)	19,354,960	19,354,960	19,354,960	19,529,154	9,677,480	9,677,480	9,677,480	9,764,577
1,935,496 Units of Rs 10 Each (Group)								
Nabil balanced Fund 2 5,000,000 Units of Rs 10 Each (Bank)	50,000,000	49,500,000	50,000,000	50,000,000	50,000,000	49,500,000	50,000,000	50,000,000
NMB 50 4,000,000 Units of Rs 10 Each (Bank)	40,000,000	40,000,000	-	-	40,000,000	40,000,000	-	-
Sunrise First Mutual Fund 7,000,000 Units of Rs 10 Each (Bank)	70,000,000	70,000,000	-	-	70,000,000	70,000,000	-	-
NIC Asia Balance Fund 3,000,000 Units of Rs 10 Each (Bank)	30,000,000	31,140,000	-	-	30,000,000	31,140,000	-	-
Siddhartha Investment Growth Scheme 3,000,000 Units of Rs 10 Each (Bank)	30,000,000	30,000,000	-	-	30,000,000	30,000,000	-	-
Asian Life Insurance Company Ltd 1,000 Shares of Rs 100 Each (Bank)	607,000	607,000	-	-	607,000	607,000	-	-
Prime Life Insurance Company Limited 2,508 Shares of Rs 100 Each	-	-	1,398,210	1,101,012	-	-	-	-
Nepal Telecom 21,116 Shares of Rs 100 Each	13,830,980	13,830,980	12,870,902	11,861,388	13,830,980	13,830,980	12,870,902	11,861,388
Neco Insurance Company Limited 1,976,146 Shares of Rs 100 Each	140,424,640	599,760,311	159,147,888	494,918,573	140,424,640	599,760,311	159,147,888	494,918,573
Global IME Bank Limited 9665 Shares of Rs 100 Each	-	-	2,477,732	2,851,175	-	-	-	-
Lumbini General Insurance Limited 2400 Shares of Rs 100 Each	1,079,600	1,087,200	1,039,600	860,000	-	-	-	-
NMB Bank Limited 8213 Shares of Rs 100 Each	-	-	2,514,031	3,137,366	-	-	-	-
SBI Bank Limited 2,104 Shares of Rs 100 Each	656,461	915,240	4,400,119	4,715,326	-	-	-	-
Siddhartha Bank Limited 3,908 Shares of Rs 100 Each	1,017,437	1,156,768	1,772,192	1,967,466	-	-	-	-
Sunrise Bank Limited 3,680 Shares of Rs 100 Each	811,477	861,120	2,234,960	2,285,320	-	-	-	-
Nepal Investment Bank Limited 10,733 Shares of Rs 100 Each	5,141,235	4,625,923	5,141,235	5,041,047	-	-	-	-
Sanima Bank Limited 6,900 Shares of Rs 100 Each	2,033,098	2,277,000	2,917,054	3,132,000	-	-	-	-
Bank of Kathmandu Limited 11,342 Shares of Rs 100 Each	2,786,657	2,483,898	2,786,657	2,728,500	-	-	-	-
Citizen Bank International Limited 9,813 Shares of Rs 100 Each	2,175,857	1,848,228	2,175,857	2,138,080	-	-	-	-
Standard Chartered Bank Limited 6,755 Shares of Rs 100 Each	-	-	4,094,875	4,525,850	-	-	-	-
Prabhu Bank Ltd. 2,000 Shares of Rs 100 Each	568,000	460,000	-	-	-	-	-	-
Prime Commercial Bank Limited 2,000 Shares of Rs 100 Each	668,000	510,000	-	-	-	-	-	-
RSDC lagubitta bittya sanstha 1,000 Shares of Rs 100 Each	675,000	542,000	-	-	-	-	-	-
Nepal Bangladesh Bank Limited 10,000 Shares of Rs 100 Each	2,304,503	2,090,000	2,304,503	2,220,000	-	-	-	-
<b>Total (A)</b>	<b>821,566,137</b>	<b>2,397,744,850</b>	<b>652,341,594</b>	<b>1,861,053,351</b>	<b>789,471,332</b>	<b>2,366,727,493</b>	<b>604,907,089</b>	<b>1,812,235,632</b>

## Rastriya Banijya Bank Limited

### Notes forming part of the financial statements

<b>Investment in unquoted equity</b>									
<b>Krishi Aayojana Sewa Kendra Limited*</b>	200,000	-	200,000	-	200,000	-	200,000	-	-
200 Shares of Rs 1000 Each									
<b>Nepal Oil Corporation</b>	100,000	19,191,279	100,000	24,307,320	100,000	19,191,279	100,000	24,307,320	
56,430 Shares of Rs 100 Each									
<b>Economic Development Centre*</b>	1,250,000	-	1,250,000	-	1,250,000	-	1,250,000	-	-
12,500 Shares of Rs 100 Each									
<b>Nepal Stock Exchange Limited</b>	2,142,500	163,606,564	2,142,500	254,536,193	2,142,500	163,606,564	2,142,500	254,536,193	
306,816 Shares of Rs 100 Each									
<b>ACE Laboratory Nepal Limited*</b>	138,000	-	138,000	-	138,000	-	138,000	-	-
1,380 Shares of Rs 100 Each									
<b>Credit Information Centre Limited</b>	653,000	30,678,228	653,000	36,693,300	653,000	30,678,228	653,000	36,693,300	
107,105.5 Shares of Rs 100 Each									
<b>National Banking Training Institution</b>	1,834,860	6,339,029	1,200,000	5,441,420	1,834,860	6,339,029	1,200,000	5,441,420	
18,349 Shares of Rs 100 Each									
<b>Nepal Clearing House</b>	2,500,000	15,158,858	2,500,000	10,773,591	2,500,000	15,158,858	2,500,000	10,773,591	
49,680 Shares of Rs 100 Each									
<b>Kirshi Chun Udhog Limited*</b>	500,000	-	500,000	-	500,000	-	500,000	-	-
500 Shares of Rs 1000 Each									
<b>Nepal Ban Nigam</b>	600,000	19,495,997	-	-	600,000	19,495,997	-	-	-
43,310 Shares of Rs 100 Each									
<b>Nepal Ausadhi Limited*</b>	700,000	-	700,000	-	700,000	-	700,000	-	-
700 Shares of Rs 1000 Each									
<b>Audhagic Kshetra Byawasthapan Company*</b>	9,364,000	11,005,160	9,364,000	9,897,125	9,364,000	11,005,160	9,364,000	9,897,125	
93,645 Shares of Rs 100 Each									
<b>Nepal Metal Company*</b>	1,994,000	1,994,000	1,994,000	1,994,000	1,994,000	1,994,000	1,994,000	1,994,000	
199,400 Shares of Rs 10 Each									
<b>Balaju Yantrashala Private Limited*</b>	945,200	945,200	945,200	945,200	945,200	945,200	945,200	945,200	
9,452 Shares of Rs 100 Each									
<b>Timber Corporation of Nepal*</b>	-	-	600,000	81,599,473	-	-	600,000	81,599,473	
6,000 Shares of Rs 100 Each									
<b>Total (B)</b>	<b>22,921,560</b>	<b>268,414,315</b>	<b>22,286,700</b>	<b>426,187,622</b>	<b>22,921,560</b>	<b>268,414,315</b>	<b>22,286,700</b>	<b>426,187,622</b>	
<b>Investment in preference shares</b>									
<b>Everest Food Limited</b>	10,000,000	-	10,000,000	-	10,000,000	-	10,000,000	-	-
100,000 Shares of Rs 100 Each									
<b>Total (C)</b>	<b>10,000,000</b>	<b>-</b>	<b>10,000,000</b>	<b>-</b>	<b>10,000,000</b>	<b>-</b>	<b>10,000,000</b>	<b>-</b>	
<b>Total (A+B+C)</b>	<b>854,487,697</b>	<b>2,666,159,165</b>	<b>684,628,294</b>	<b>2,287,240,973</b>	<b>822,392,892</b>	<b>2,635,141,808</b>	<b>637,193,789</b>	<b>2,238,423,254</b>	

\* Companies that have not distributed dividends from last three years

#### 4.9 Current Tax Assets

	Group		Bank	
	As at 31 Asadh 2077	As at 31 Asadh 2076	As at 31 Asadh 2077	As at 31 Asadh 2076
<b>Current Tax Assets</b>				
Current year income tax assets	1,503,087,060	2,205,110,452	1,501,428,388	2,202,450,259
Tax assets of prior periods	7,607,907,336	5,405,457,077	7,607,907,336	5,405,457,077
	<b>9,110,994,396</b>	<b>7,610,567,529</b>	<b>9,109,335,724</b>	<b>7,607,907,336</b>
<b>Current Tax Liabilities</b>				
Current year income tax liabilities	1,279,136,032	401,086,257	1,279,136,032	401,086,257
Tax liabilities of prior periods	5,182,078,559	4,780,992,301	5,182,078,559	4,780,992,301
	<b>6,461,214,590</b>	<b>5,182,078,559</b>	<b>6,461,214,590</b>	<b>5,182,078,559</b>
<b>Net current tax assets/ (liabilities)</b>	<b>2,649,779,805</b>	<b>2,428,488,970</b>	<b>2,648,121,133</b>	<b>2,425,828,777</b>

Current Tax Assets includes advance income tax paid by the Bank under self assessment tax returns filed as per the provisions of Income Tax Act 2058 and tax deducted at source (TDS) on behalf of the Bank. Similarly, the current income tax liabilities includes the tax payable to the Government computed as per the provision of the Income Tax Act 2058.

#### 4.10 Investment in subsidiaries

	As at 31 Asadh 2077	As at 31 Asadh 2076
Investment in quoted subsidiaries	-	-
Investment in unquoted subsidiaries	205,000,000	205,000,000
<b>Total Investment</b>	<b>205,000,000</b>	<b>205,000,000</b>
Less: Impairment allowances	5,000,000	5,000,000
<b>Net Carrying amount</b>	<b>200,000,000</b>	<b>200,000,000</b>

##### 4.10.1 Investment in Quoted Subsidiaries

	As at 31 Asadh 2077		As at 31 Asadh 2076	
	Cost	Fair Value	Cost	Fair Value
	-	-	-	-
<b>Total</b>	<b>-</b>	<b>-</b>	<b>-</b>	<b>-</b>

The Bank's subsidiaries are not listed on the stock exchange as on the reporting date.

##### 4.10.2 Investment in Unquoted Subsidiaries

	As at 31 Asadh 2077		As at 31 Asadh 2076	
	Cost	Fair Value	Cost	Fair Value
RBB Merchant Banking Limited (2,000,000 shares of Rs 100 each)	200,000,000	206,220,000	200,000,000	200,000,000
	-	-	-	-



## Rastriya Banijya Bank Limited

### Notes forming part of the financial statements

Everest Food Limited (50,000 shares of Rs 100 each)	5,000,000	-	5,000,000	-
<b>Total</b>	<b>205,000,000</b>	<b>206,220,000</b>	<b>205,000,000</b>	<b>200,000,000</b>
Less: Impairment allowances	5,000,000	-	5,000,000	-
<b>Net Carrying amount</b>	<b>200,000,000</b>	<b>206,220,000</b>	<b>200,000,000</b>	<b>200,000,000</b>

#### 4.10.3 Information relating to subsidiaries of the bank

	Percentage of Ownership by Bank	
	As at 31 Asadh 2077	As at 31 Asadh 2076
RBB Merchant Banking Limited	100%	100%
Everest Food Limited	57%	57%
	<b>100%</b>	<b>100%</b>

#### 4.10.4 Non Controlling Interest of the subsidiaries

	As at 31 Asadh 2077	As at 31 Asadh 2076
RBB Merchant Banking	-	-
Equity interest held by NCI (%)	-	-
Profit/(loss) allocated during the year	-	-
Accumulated balance of NCI as on ashar end	-	-
Dividend paid to NCI	-	-

As subsidiary of the Bank (RBB Merchant Banking Limited) is wholly owned subsidiary and Everest Food Limited, being a defunct company not considered for consolidation, non controlling interest doesn't exist on the reporting date.

#### 4.11 Investment in Associates

	Group		Bank	
	As at 31 Asadh 2077	As at 31 Asadh 2076	As at 31 Asadh 2077	As at 31 Asadh 2076
Investment in quoted associates			-	-
Investment in unquoted associates	196,577,781	193,547,637	159,964,100	159,964,100
<b>Total Investment</b>	<b>196,577,781</b>	<b>193,547,637</b>	<b>159,964,100</b>	<b>159,964,100</b>
Less: Impairment allowances	62,106,100	62,106,100	62,106,100	62,106,100
<b>Net Carrying amount</b>	<b>134,471,681</b>	<b>131,441,537</b>	<b>97,858,000</b>	<b>97,858,000</b>

##### 4.11.1 Investment in quoted associates

	As at 31 Asadh 2077		As at 31 Asadh 2076	
	Cost	Fair Value	Cost	Fair Value
Neco Insurance Limited	-	-	-	-
<b>Total</b>	-	-	-	-

##### 4.11.2 Investment in Unquoted associates

	As at 31 Asadh 2077		As at 31 Asadh 2076	
	Cost	Fair Value	Cost	Fair Value
Sunrise Capital Limited	42,858,000	42,858,000	42,858,000	50,435,294
Butwal Suti Dhago Udhyog	25,214,000	-	25,214,000	-
Rastra Utthan Laghubitta Bittiya Sanstha Ltd.	55,000,000	55,000,000	55,000,000	55,000,000
Himal Cement Company	36,892,100	-	36,892,100	-
<b>Total</b>	<b>159,964,100</b>	<b>97,858,000</b>	<b>159,964,100</b>	<b>105,435,294</b>

##### 4.11.3 Information relating to associates of the bank

	Percentage of Ownership by Bank	
	As at 31 Asadh 2077	As at 31 Asadh 2076
Sunrise Capital Limited	21.43%	21.43%
Butwal Suti Dhago Udhyog	20.00%	20.00%
Himal Cement Company	80.90%	80.90%
Rastra Utthan Laghubitta Bittiya Sanstha Ltd	31.43%	31.43%

Refer Note 5.20 for investment in Himal Cement Company.

##### 4.11.4 Equity value of associates

	As at 31 Asadh 2077	As at 31 Asadh 2076
Sunrise Capital Limited	56,113,751	58,421,028
Butwal Suti Dhago Udhyog	25,214,000	25,214,000
Himal Cement Company	36,892,100	36,892,100
Rastra Utthan Laghubitta Bittiya Sanstha Ltd	78,357,929	73,020,509
<b>Balance</b>	<b>196,577,781</b>	<b>193,547,637</b>
Less: Impairment	(62,106,100)	(62,106,100)
<b>Net Equity Value</b>	<b>134,471,681</b>	<b>131,441,537</b>

Refer note 5.23 for detail of associate.

**Rastriya Banijya Bank Limited**  
**Notes forming part of the financial statements**

**4.12 Investment Properties**

	Group		Bank	
	As at 31 Asadh 2077	As at 31 Asadh 2076	As at 31 Asadh 2077	As at 31 Asadh 2076
<b>Investment properties measured at fair value</b>				
Balance as on Sharwan 1,	-	-	-	-
Addition/disposal during the year	-	-	-	-
Net changes in fair value during the year	-	-	-	-
Adjustment/transfer	-	-	-	-
<b>Net amount</b>	-	-	-	-
<b>Investment properties measured at cost</b>				
Balance as on Sharwan 1,	114,812,504	57,270,561	114,812,504	57,270,561
Addition/disposal during the year	-	61,129,666	-	61,129,666
Adjustment/transfer	(5,433,966)	(3,587,722)	(5,433,966)	(3,587,722)
Accumulated Depreciation	-	-	-	-
Accumulated Impairment Loss	-	-	-	-
<b>Net amount</b>	<b>109,378,538</b>	<b>114,812,504</b>	<b>109,378,538</b>	<b>114,812,504</b>
<b>Total</b>	<b>109,378,538</b>	<b>114,812,504</b>	<b>109,378,538</b>	<b>114,812,504</b>

Refer note 5.10 for partywise details of Non Banking Assets as at reporting date.

## Rastriya Baniya Bank Limited

### Notes forming part of the financial statements



#### 4.13 Property and Equipment

##### Cost or deemed cost

##### Balance at 32 Asadh 2075

Additions  
Acquisition during the year  
Capitalization  
Assets acquired through business combination  
Adjustment  
Disposals  
Others

##### Balance at 31 Asadh 2076

Additions  
Acquisition during the year  
Capitalization  
Assets acquired through business combination  
Disposals  
Adjustment  
Others

##### Balance at 31 Asadh 2077

Freehold land	Buildings	Leasehold Assets	Computer & Accessories	Vehicles	Furniture & Fixtures	Machinery	Equipment & Others	Total Asadh end 2077	Total Asadh end 2076
188,828,496	325,703,729	48,806,939	428,126,422	295,542,781	237,018,130	-	537,810,029	-	2,061,836,527
-	4,445,716	1,573,133	60,812,629	48,574,379	44,931,970	-	150,988,402	-	341,326,229
-	-	-	-	-	-	-	-	-	-
-	-	-	-	-	-	-	-	-	-
-	-	-	-	-	-	-	-	-	-
-	-	(962,594)	(7,202,754)	(2,147,263)	(7,791,869)	-	(5,843,756)	-	(23,948,237)
-	(1,388,468)	6,690,982	2,720,226	(15,346,647)	14,320,841	-	(12,297,272)	-	(5,300,338)
-	-	-	-	-	-	-	-	-	-
188,828,496	328,760,976	86,108,460	484,456,523	326,623,250	288,479,072	-	670,657,403	-	2,373,914,180
-	262,311	40,190,523	62,796,536	96,919,721	39,596,933	-	69,367,844	309,133,869	-
-	-	-	-	-	-	-	-	-	-
-	-	-	-	-	-	-	-	-	-
-	-	-	-	-	-	-	-	-	-
-	(143,005)	(1,007,228)	(46,715,671)	(20,912,407)	(38,232,843)	-	(43,525,049)	(150,536,203)	-
-	(1,073,637)	(1,063,345)	(6,012,320)	196,000	(4,091,507)	-	12,044,809	-	-
-	-	-	-	-	-	-	-	-	-
188,828,496	327,806,645	124,228,411	494,525,069	402,826,564	285,751,654	-	708,545,007	2,532,511,846	-

##### Accumulated depreciation and impairment

##### Balance at 32 Asadh 2075

Depreciation Charge for the Year  
Impairment for the Year  
Others  
Disposals

##### Balance at 31 Asadh 2076

Depreciation Charge for the Year  
Impairment for the Year  
Others  
Disposals

##### Balance at 31 Asadh 2077

Freehold land	Buildings	Leasehold Assets	Computer & Accessories	Vehicles	Furniture & Fixtures	Machinery	Equipment & Others	Total Asadh end 2077	Total Asadh end 2076
-	171,065,892	6,271,673	366,855,466	110,047,340	184,767,071	-	321,784,084	-	1,160,791,525
-	3,497,441	16,339,860	26,038,456	29,609,787	21,032,492	-	61,293,010	-	157,811,047
-	-	-	-	-	-	-	-	-	-
-	-	-	-	-	-	-	-	-	-
-	(944,022)	3,759,468	(9,374,820)	(7,201,104)	(9,132,411)	-	(21,195,033)	-	(44,087,923)
-	173,619,311	26,371,002	383,519,102	132,456,022	196,667,151	-	361,882,060	1,274,514,649	-
-	3,534,340	20,941,000	33,365,901	33,981,717	28,082,710	-	87,321,125	207,226,794	-
-	-	-	-	-	-	-	-	-	-
-	(599,729)	134,197	(5,982,556)	3,303	(3,153,459)	-	9,515,235	(83,010)	-
-	(80,152)	(43,923)	(42,751,202)	(15,853,135)	(35,498,436)	-	(35,469,799)	(129,696,646)	-
-	176,473,770	47,402,276	368,151,245	150,587,908	186,097,967	-	423,248,621	1,351,961,787	-
-	378,785,483	-	-	-	-	-	-	378,785,483	-
-	-	28,881,541	-	-	-	-	-	28,881,541	-
-	-	23,120,600	-	-	-	-	-	23,120,600	-

##### Capital Work in Progress as at 31 Asadh 2077

##### Capital Work in Progress as at 31 Asadh 2076

##### Capital Work in Progress as at 32 Asadh 2075

##### Net Book Value

Balance at Asadh end 2075  
Balance at Asadh end 2076  
Balance at Asadh end 2077

Freehold land	Buildings	Leasehold Assets	Computer & Accessories	Vehicles	Furniture & Fixtures	Machinery	Equipment & Others	Total
188,828,496	154,637,837	65,655,866	61,270,956	185,495,441	52,251,059	-	216,025,946	924,165,602
188,828,496	155,141,665	88,618,999	100,937,421	194,167,228	91,811,920	-	308,775,343	1,128,281,072
188,828,496	530,118,358	76,826,135	126,373,824	252,238,656	99,653,687	-	285,296,386	1,559,335,542

## Rastriya Baniya Bank Limited

### Notes forming part of the financial statements

#### 4.13 Property, Plant & Equipment (PPE)

	Bank									
	Freehold land	Buildings	Leasehold Assets	Computer & Accessories	Vehicles	Furniture & Fixtures	Machinery	Equipment & Others	Total Asadh end 2077	Total Asadh end 2076
<b>Cost or deemed cost</b>										
<b>Balance at 32 Asadh 2075</b>	188,828,496	325,703,729	48,806,939	426,213,210	293,072,781	234,528,092	-	537,810,029	-	2,054,963,277
Additions	-	4,445,716	31,573,133	60,748,332	48,378,479	44,917,788	-	150,988,402	-	341,051,850
Acquisition during the year	-	-	-	-	-	-	-	-	-	-
Capitalization	-	-	-	-	-	-	-	-	-	-
Adjustment	-	(1,388,468)	(962,594)	(7,202,754)	(2,147,263)	(7,791,869)	-	(5,843,756)	-	(23,948,237)
Disposals	-	-	6,690,982	2,720,226	(15,346,647)	14,320,841	-	(12,297,272)	-	(5,300,338)
Others	-	-	-	-	-	-	-	-	-	-
<b>Balance at 31 Asadh 2076</b>	188,828,496	328,760,976	86,108,460	482,479,014	323,957,350	285,974,852	-	670,657,403	-	2,366,766,551
Additions	-	262,311	40,190,523	62,599,916	96,919,721	39,539,213	-	69,367,844	308,879,529	-
Acquisition during the year	-	-	-	-	-	-	-	-	-	-
Capitalization	-	-	-	-	-	-	-	-	-	-
Assets acquired through business combination	-	-	-	-	-	-	-	-	-	-
Disposals	-	(143,005)	(1,007,228)	(46,715,671)	(20,912,407)	(38,232,843)	-	(43,525,049)	(150,536,203)	-
Adjustment	-	(1,073,637)	(1,063,345)	(6,012,320)	196,000	(4,091,507)	-	12,044,809	(0)	-
Others	-	-	-	-	-	-	-	-	-	-
<b>Balance at 31 Asadh 2077</b>	188,828,496	327,806,645	124,228,411	492,350,940	400,160,664	283,189,714	-	708,545,007	2,525,109,877	-
<b>Accumulated depreciation and impairment</b>										
<b>Balance at 32 Asadh 2075</b>	-	171,065,892	6,271,673	366,394,062	109,158,140	184,366,043	-	321,784,084	-	1,159,039,893
Depreciation Charge for the Year	-	3,497,441	15,832,171	25,742,737	29,280,567	21,016,156	-	61,293,010	-	156,662,082
Impairment for the Year	-	-	-	-	-	-	-	-	-	-
Others	-	-	-	-	-	-	-	-	-	-
Disposals	-	(944,022)	3,759,468	(9,374,820)	(7,201,104)	(9,132,411)	-	(21,195,033)	-	(44,087,923)
<b>Balance at 31 Asadh 2076</b>	-	173,619,311	25,863,313	382,761,979	131,237,602	196,249,787	-	361,882,060	-	1,271,614,052
Depreciation Charge for the Year	-	3,534,340	20,941,000	33,121,574	33,691,627	27,639,070	-	87,321,125	206,248,737	-
Impairment for the Year	-	-	-	-	-	-	-	-	-	-
Others	-	(599,729)	641,886	(5,981,307)	6,273.1	(3,574,881)	-	9,515,235	7,476	-
Disposals	-	(80,152)	(43,923)	(42,751,202)	(15,853,135)	(35,498,436)	-	(35,469,799)	(129,696,646)	-
<b>Balance at 31 Asadh 2077</b>	-	176,473,770	47,402,276	367,151,043	149,082,368	184,815,541	-	423,248,621	1,348,173,620	-
Capital Work in Progress as at 31 Asadh 2077	-	378,785,483	-	25,742,736.90	29,280,567.01	21,016,155.55	-	-	378,785,483	-
Capital Work in Progress as at 31 Asadh 2076	-	-	28,881,541	-	-	-	-	-	28,881,541	-
Capital Work in Progress as at 32 Asadh 2075	-	-	23,120,600	-	-	-	-	-	23,120,600	-
<b>Net Book Value</b>										
	Freehold land	Buildings	Leasehold Assets	Computer & Accessories	Vehicles	Furniture & Fixtures	Machinery	Equipment & Others	Total	
Balance at 32 Asadh 2075	188,828,496	154,637,837	65,655,866	59,819,148	183,914,641	50,162,049	-	216,025,946	919,043,984	
Balance at 31 Asadh 2076	188,828,496	155,141,665	89,126,688	99,717,035	192,719,748	89,725,064	-	308,775,343	1,124,034,040	
Balance at 31 Asadh 2077	188,828,496	530,118,358	76,826,135	125,199,896	251,078,296	98,374,173	-	285,296,386	1,555,721,741	



**Rastriya Banijya Bank Limited**  
**Notes forming part of the financial statements**

**4.14 Goodwill & Intangible Assets**

Particulars	Group				As at Asadh end 2077	As at Asadh end 2076
	Goodwill	Software Purchased	Developed	Other		
<b>Cost</b>						
<b>Balance at 32 Asadh 2075</b>	-	<b>34,052,731</b>	-	-	-	34,052,731
Additions:	-	29,185,467	-	-	-	29,185,467
Acquisition	-	-	-	-	-	-
Assets acquired through business combination	-	-	-	-	-	-
Capitalization	-	-	-	-	-	-
Disposals or classified as held for sale	-	-	-	-	-	-
Adjustment	-	-	-	-	-	-
<b>Balance as on 31 Asadh 2076</b>	-	<b>63,238,198</b>	-	-	<b>63,238,198</b>	<b>63,238,198</b>
Additions	-	10,656,885	-	-	10,656,885	-
Acquisition	-	-	-	-	-	-
Assets acquired through business combination	-	-	-	-	-	-
Capitalization	-	-	-	-	-	-
Disposals or classified as held for sale	-	-	-	-	-	-
Adjustment	-	-	-	-	-	-
<b>Balance as on 31 Asadh 2077</b>	-	<b>73,895,084</b>	-	-	<b>73,895,084</b>	
<b>Depreciation and Impairment</b>						
<b>Balance at 32 Asadh 2075</b>	-	10,069,744	-	-	-	10,069,744
Depreciation charge for the Year	-	6,412,061	-	-	-	6,412,061
Disposals	-	1,974,167	-	-	-	1,974,167
Adjustment	-	-	-	-	-	-
<b>Balance as on 31 Asadh 2076</b>	-	<b>18,455,972</b>	-	-	<b>18,455,972</b>	<b>18,455,972</b>
Depreciation charge for the Year	-	11,792,758	-	-	<b>11,792,758</b>	
Disposals	-	-	-	-	-	
Adjustment	-	(23,301)	-	-		
<b>Balance as on 31 Asadh 2077</b>	-	<b>30,225,429</b>	-	-	<b>30,225,429</b>	
Capital Work in Progress						
<b>Net Book Value</b>						
At 32 Asadh 2075		23,982,987			23,982,987	
At 31 Asadh 2076		44,782,227			44,782,227	
At 31 Asadh 2077		43,669,655			43,669,655	

**Rastriya Banijya Bank Limited**  
**Notes forming part of the financial statements**

**4.14 Intangible Assets**

Particulars	Bank				
	Software			Other	As at 31 Asadh 2077
	Goodwill	Purchased	Developed		As at 31 Asadh 2076
<b>Cost</b>					
<b>Balance at 32 Asadh 2075</b>		33,755,047			29,185,467
Additions:		29,185,467			-
Acquisition					-
Assets acquired through business combination					-
Capitalization	-				-
Disposals or classified as held for sale					-
Adjustment	-				-
<b>Balance as on 31 Asadh 2076</b>	-	<b>62,940,514</b>	-	-	<b>62,940,514</b>
Additions		9,968,385			9,968,385
Acquisition					-
Assets acquired through business combination					-
Capitalization					-
Disposals or classified as held for sale			-		-
Adjustment					-
<b>Balance as on 31 Asadh 2077</b>	-	<b>72,908,899</b>	-	-	<b>72,908,899</b>
<b>Depreciation and Impairment</b>					
<b>Balance at 32 Asadh 2075</b>	-	10,025,921	-	-	10,025,921
Depreciation charge for the Year		6,336,810			6,336,810
Disposals		1,974,167			1,974,167
Adjustment					-
<b>Balance as on 31 Asadh 2076</b>	-	<b>18,336,898</b>	-	-	<b>18,336,897</b>
Depreciation charge for the Year		11,685,339			11,685,339
Disposals					-
Adjustment					-
<b>Balance as on 31 Asadh 2077</b>	-	<b>30,022,236</b>	-	-	<b>30,022,236</b>
Capital Work in Progress	-	-	-	-	
<b>Net Book Value</b>					
At 31 Asadh 2075	-	<b>23,729,126</b>	-	-	<b>23,729,126</b>
At 32 Asadh 2076	-	<b>44,603,617</b>	-	-	<b>44,603,617</b>
At 31 Asadh 2077	-	<b>42,886,663</b>	-	-	<b>42,886,663</b>

## Rastriya Banijya Bank Limited

### Notes forming part of the financial statements

#### 4.15 Deferred tax

##### Deferred Tax Assets/Liabilities

	Group			Bank		
	As at 31 Asadh 2077	As at 31 Asadh 2076		As at 31 Asadh 2077	As at 31 Asadh 2076	
Deferred tax assets	647,565,217	500,436,244		647,026,144	389,021,830	
Deferred tax liabilities	-	-		-	-	
Net Amount	<b>647,565,217</b>	<b>500,436,244</b>		<b>647,026,144</b>	<b>389,021,830</b>	
	Group			Bank		
	Deferred Tax Assets	Deferred T ax Liabilities	Net Deferred Tax Assets/(Liabilities)	Deferred Tax Assets	Deferred Tax Liabilities	Net Deferred Tax Assets/(Liabilities)
<b>2076-77</b>						
<b>Deferred tax on temporary differences on following items</b>						
Loan and advance to BFIs	-	-	-	-	-	-
Loan and advance to customers	6,273,099	-	6,273,099	6,273,099	-	6,273,099
Investment Properties	-	-	-	-	-	-
Investment Securities	20,131,830	554,322,716	(534,190,886)	20,131,830	554,645,950	(534,514,120)
Property & Equipment	16,527,246	-	16,527,246	16,404,617	-	16,404,617
Employees' defined benefit plan	3,380,797,940	2,354,166,708	1,026,631,232	3,380,797,940	2,354,259,916	1,026,538,024
Lease Liabilities	12,560,478	-	12,560,478	12,560,478	-	12,560,478
Provisions	-	-	-	-	-	-
Other temporary differences	119,764,045	-	119,764,045	119,764,045	-	119,764,045
<b>Deferred tax on temporary differences</b>	<b>3,556,054,638</b>	<b>2,908,489,424</b>	<b>647,565,217</b>	<b>3,555,932,009</b>	<b>2,908,905,866</b>	<b>647,026,144</b>
Deferred tax on carry forward of unused tax losses						-
Deferred tax due to changes in tax rate						-
<b>Net Deferred tax asset/liabilities as on Asadh 31, 2077</b>			<b>647,565,217</b>			<b>647,026,144</b>
Deferred tax (asset)/liabilities as on Shrawan 1 2076			500,436,244			389,021,830
<b>Origination/(Reversal) during the year</b>			147,128,972			258,004,315
<b>Deferred tax expense/(income) recognised in profit or loss</b>			552,416,618			553,070,835
<b>Deferred tax expense/(income) recognised in other comprehensive income</b>			(810,660,185)			(811,075,149)
<b>Deferred tax expense/(income recognised in directly in equity</b>			-			-
	Group			Bank		
	Deferred Tax Assets	Deferred Tax Liabilities	Net Deferred Tax Assets/(Liabilities)	Deferred Tax Assets	Deferred Tax Liabilities	Net Deferred Tax Assets/(Liabilities)
<b>2075-76</b>						
<b>Deferred tax on temporary differences on following items</b>						
Loan and advance to BFIs	-	-	-	-	-	-
Loan and advance to customers	-	-	-	-	-	-
Investment Properties	-	-	-	-	-	-
Investment Securities	20,131,830	368,954,424	(348,822,594)	20,131,830	480,368,839	(460,237,009)
Property & Equipment	15,477,194	-	15,477,194	15,477,194	-	15,477,194
Employees' defined benefit plan	2,495,445,681	1,775,857,040	719,588,641	2,495,445,681	1,775,857,040	719,588,641
Lease Liabilities	7,430,847	-	7,430,847	7,430,847	-	7,430,847
Provisions	-	-	-	-	-	-
Other temporary differences	106,762,157	-	106,762,157	106,762,157	-	106,762,157
<b>Deferred tax on temporary differences</b>	<b>2,645,247,709</b>	<b>2,144,811,464</b>	<b>500,436,244</b>	<b>2,645,247,709</b>	<b>2,256,225,879</b>	<b>389,021,830</b>
Deferred tax on carry forward of unused tax losses				-	-	-
Deferred tax due to changes in tax rate				-	-	-
<b>Net Deferred tax asset/liabilities as on Asadh 31, 2076</b>			<b>500,436,244</b>			<b>389,021,830</b>
Deferred tax (asset)/liabilities as on Shrawan 1 2075			1,102,284,913			1,102,284,913
<b>Origination/(Reversal) during the year</b>			(601,848,669)			(713,263,084)
<b>Deferred tax expense/(income) recognised in profit or loss</b>			1,124,539,495			1,124,539,495
<b>Deferred tax expense/(income) recognised in other comprehensive income</b>			(522,690,827)			(411,276,411)
<b>Deferred tax expense/(income recognised in directly in equity</b>			-			-

**Rastriya Banijya Bank Limited**  
**Notes forming part of the financial statements**

**4.16 Other Assets**

Other Assets	Group		Bank	
	As at 31 Asadh 2077	As at 31 Asadh 2076	As at 31 Asadh 2077	As at 31 Asadh 2076
Assets held for sale	-	-	-	-
Other non banking assets	-	-	-	-
Bills receivable	-	-	-	-
Accounts receivable	326,882,251	312,800,892	326,276,331	312,800,892
Accrued Income	-	-	-	-
Prepayments and Deposit	70,183,256	210,158,096	69,986,741	210,127,156
Income Tax Deposit	1,984,725,488	1,583,561,956	1,984,725,488	1,583,561,956
Deferred Employee expenditure	1,230,378,736	1,219,567,515	1,230,378,736	1,219,567,515
Other	2,755,022,191	11,017,066,780	2,752,897,193	11,017,371,625
<b>Total</b>	<b>6,367,191,922</b>	<b>14,343,155,239</b>	<b>6,364,264,488</b>	<b>14,343,429,144</b>

**4.16.1 Accounts receivable**

Accounts Receivable shown above comprises the amount of accrued commission, drafts paid, transit items and other receivables.

	Group		Bank	
	As at 31 Asadh 2077	As at 31 Asadh 2076	As at 31 Asadh 2077	As at 31 Asadh 2076
Commission Receivable	111,014,543	110,529,388	111,014,543	110,529,388
Sundry Debtors	71,759,715	93,769,954	71,153,795	93,769,954
Other Transit item (including cheques)	70,057,528	34,451,087	70,057,528	34,451,087
Drafts Paid Without Notice	74,050,465	74,050,465	74,050,465	74,050,465
<b>Total</b>	<b>326,882,250</b>	<b>312,800,892</b>	<b>326,276,330</b>	<b>312,800,892</b>

**4.16.2 Prepayments and Deposit**

Prepayments and Deposit comprise of the following items:

	Group		Bank	
	As at 31 Asadh 2077	As at 31 Asadh 2076	As at 31 Asadh 2077	As at 31 Asadh 2076
Prepayments	61,269,016	75,240,631	61,072,501	75,209,691
Telephone and Other deposits	8,914,239	134,917,466	8,914,239	134,917,466
<b>Total</b>	<b>70,183,256</b>	<b>210,158,096</b>	<b>69,986,741</b>	<b>210,127,156</b>

**4.16.3 Other**

Others include the following:

	Group		Bank	
	As at 31 Asadh 2077	As at 31 Asadh 2076	As at 31 Asadh 2077	As at 31 Asadh 2076
Stationery Stock	34,067,269	34,240,807	34,067,269	34,240,807
Cash in Transit	2,620,960	11,695,586	2,620,960	11,695,586
Expenses not Written Off	(35,030)	-	(35,030)	-
<b>Others</b>	-	-	-	-
Draft	-	-	-	-
Pension Payment to NG Ex-employees	(391,510,260)	231,395,453	(391,510,260)	231,395,453
Pension Payment to Defence Staffs	22,297,781	109,642,992	22,297,781	109,642,992
Government Transaction	2,671,287,928	10,498,125,682	2,671,287,928	10,498,125,682
Others	416,293,542	131,966,261	414,168,542	132,271,106
<b>Total</b>	<b>2,755,022,191</b>	<b>11,017,066,780</b>	<b>2,752,897,191</b>	<b>11,017,371,625</b>



**Rastriya Banijya Bank Limited**  
Notes forming part of the financial statements

**4.17 Due to Banks and financial Institution**

	Group		Bank	
	As at 31 Asadh 2077	As at 31 Asadh 2076	As at 31 Asadh 2077	As at 31 Asadh 2076
Money Market Deposits	-	-	-	-
Interbank Borrowing	120,300,000	5,119,700,000	120,300,000	5,119,700,000
Other deposits from BFIs	2,158,154,058	2,740,334,385	2,158,154,058	2,740,334,385
Settlement and clearing accounts	-	-	-	-
Other deposits from BFIs	-	-	-	-
<b>Total</b>	<b>2,278,454,058</b>	<b>7,860,034,385</b>	<b>2,278,454,058</b>	<b>7,860,034,385</b>

The balances in accounts maintained with the Bank by other local financial institution have been presented under this head. Inter-bank borrowing, interbank deposit, balances on settlement and clearing accounts as well as other amount due to bank and financial institution is presented under due to bank and financial institutions.

**4.18 Due to Nepal Rastra Bank**

	Group		Bank	
	As at 31 Asadh 2077	As at 31 Asadh 2076	As at 31 Asadh 2077	As at 31 Asadh 2076
Refinance from NRB	281,069,159	352,044,206	281,069,159	352,044,206
Standing Liquidity Facility	-	-	-	-
Lender of last resort facility from NRB	-	-	-	-
Securities sold under repurchase agreement	-	-	-	-
Other payable to NRB	-	-	-	-
<b>Total</b>	<b>281,069,159</b>	<b>352,044,206</b>	<b>281,069,159</b>	<b>352,044,206</b>

Refinancing from NRB includes refinancing for loans to earthquake victims.

**4.19 Derivative financial instruments.**

	Group		Bank	
	As at 31 Asadh 2077	As at 32 Asadh 2076	As at 31 Asadh 2077	As at 31 Asadh 2076
<b>Held for Trading</b>				
Interest Rate Swap	-	-	-	-
Currency Swap	-	-	-	-
Forward exchange Contract.	-	-	-	-
Others	-	-	-	-
<b>Held for risk management</b>				
Interest Rate Swap	-	-	-	-
Currency Swap	-	-	-	-
Forward exchange Contract	-	-	-	-
Others	-	-	-	-

**4.20 Deposit from Customers**

Particulars	Group		Bank	
	As at 31 Asadh 2077	As at 31 Asadh 2076	As at 31 Asadh 2077	As at 31 Asadh 2076
<b>Institutions Customers</b>				
Term Deposit	6,771,693,551	215,419,088	6,881,693,551	329,900,803
Call Deposit	13,266,612,781	5,921,675,301	13,266,612,781	5,921,675,301
Current Deposit	38,066,697,710	28,479,879,811	38,070,461,197	28,479,879,811
Other	79,481,631	2,178,887,062	79,481,631	2,178,887,062
<b>Individual Customers</b>				
Term Deposit	37,461,673,266	26,094,072,834	37,461,673,266	26,094,072,834
Saving Deposit	108,985,990,484	89,940,742,118	108,985,990,484	89,940,742,118
Current Deposit	24,241,308,468	31,426,838,057	24,241,308,468	31,426,838,057
Other	1,915,415,507	4,883,339,592	1,915,415,507	4,883,339,592
<b>Total</b>	<b>230,788,873,397</b>	<b>189,140,853,862</b>	<b>230,902,636,884</b>	<b>189,255,335,577</b>

Deposit from customer includes accrued interest payable as on reporting date for the particular deposit portfolio.

**Rastriya Banijya Bank Limited**  
**Notes forming part of the financial statements**

**4.20.1 Currency wise analysis of deposit from customers**

Particulars	Group		Bank	
	As at 31 Asadh 2077	As at 31 Asadh 2076	As at 31 Asadh 2077	As at 31 Asadh 2076
Nepalese rupee	229,146,533,294	187,498,513,759	229,260,296,781	187,612,995,474
Indian rupee	-	-	-	-
United State Dollar	1,642,340,103	1,642,340,103	1,642,340,103	1,642,340,103
Great Britian Pound	-	-	-	-
Euro	-	-	-	-
Japanese Yen	-	-	-	-
Chinese yuan	-	-	-	-
Other	-	-	-	-
<b>Total</b>	<b>230,788,873,397</b>	<b>189,140,853,862</b>	<b>230,902,636,884</b>	<b>189,255,335,577</b>

**4.21 Borrowing**

Particulars	Group		Bank	
	As at 31 Asadh 2077	As at 31 Asadh 2076	As at 31 Asadh 2077	As at 31 Asadh 2076
<b>Domestic Borrowing</b>				
Nepal Government	-	-	-	-
Other Institutions	-	-	-	-
Other	60,064,154	60,687,258	60,064,154	60,687,258
<b>Subtotal</b>	<b>60,064,154</b>	<b>60,687,258.13</b>	<b>60,064,154</b>	<b>60,687,258</b>
<b>Foreign Borrowing</b>				
Foreign Bank and Financial Institutions	-	-	-	-
Multilateral Development Banks	-	-	-	-
Other Institutions	-	-	-	-
<b>Sub total</b>	<b>-</b>	<b>-</b>	<b>-</b>	<b>-</b>
<b>Total</b>	<b>60,064,154</b>	<b>60,687,258.13</b>	<b>60,064,154</b>	<b>60,687,258</b>

**4.22 Provisions**

Particulars	Group		Bank	
	As at 31 Asadh 2077	As at 31 Asadh 2076	As at 31 Asadh 2077	As at 31 Asadh 2076
Provisions for redundancy	-	-	-	-
Provision for restructuring	-	-	-	-
Pending legal issues and tax litigation	-	-	-	-
Onerous contracts	-	-	-	-
Other	375,137,309	355,873,853	375,137,309	355,873,853
<b>Total</b>	<b>375,137,309</b>	<b>355,873,853</b>	<b>375,137,308</b>	<b>355,873,853</b>

**4.22.1 Movement in provision**

Particulars	Group		Bank	
	As at 31 Asadh 2077	As at 31 Asadh 2076	As at 31 Asadh 2077	As at 31 Asadh 2076
<b>Balance at Shrawan 1</b>	<b>355,873,853</b>	<b>310,634,550</b>	<b>355,873,853</b>	<b>310,634,550</b>
Provisions made during the year	92,750,063	71,205,682	92,750,063	71,205,682
Provisions used during the year	(73,486,607)	(25,966,379)	(73,486,607)	(25,966,379)
Provisions reversed during the year	-	-	-	-
Unwind of discount	-	-	-	-
<b>Balance at Asar end</b>	<b>375,137,309</b>	<b>355,873,853</b>	<b>375,137,309</b>	<b>355,873,853</b>

A provision is recognised when as a result of a past event, the bank has a present legal or constructive obligation that can be estimated reliably, and it is probable that an outflow of economic benefits will be required to settle the obligation. Provision for redundancy, provision for onerous contracts, provision for restructuring, pending legal issues and tax litigation, credit commitments and guarantees etc. are included under this account head.

**4.22.2 Other**

Particulars	Group		Bank	
	As at 31 Asadh 2077	As at 31 Asadh 2076	As at 31 Asadh 2077	As at 31 Asadh 2076
Provision for Agency Balances	61,401,968	55,813,872	61,401,968	55,813,872
Provision for Debtors	71,153,795	93,769,954	71,153,795	93,769,954
Provision for Pre-payments	-	14,678,116	-	14,678,116
Provision for Cash in Transits	2,620,960	1,695,586	2,620,960	1,695,586
Provision for other Transit Items	-	34,451,087	-	34,451,087
Provision for Draft Paid Without Notice	74,050,465	74,050,465	74,050,465	74,050,465
Provision for Overdrawn Deposits	51,536,567	53,002,261	51,536,567	53,002,261
Provision for Central Office Account (Dr. Balance)	11,328,290	7,419,413	11,328,290	7,419,413
Provision for Stationery Stock	1,703,363	1,712,040	1,703,363	1,712,040
Provision for Advances	4,707,096	4,973,970	4,707,096	4,973,970
Provision for NRB Reconciliation	1,459,395	1,459,395	1,459,395	1,459,395
Provision for Government Transaction (Old Balances)	1,959,463	1,959,463	1,959,463	1,959,463
Provision for Pension Transaction (Old Balances)	3,696,805	3,696,805	3,696,805	3,696,805
Provision for Branch OS Balance (Gulariya)	7,191,426	7,191,426	7,191,426	7,191,426
Provision for Takeover Accoounts	82,327,716	-	82,327,716	-
<b>Total</b>	<b>375,137,309</b>	<b>355,873,853</b>	<b>375,137,309</b>	<b>355,873,853</b>

**Rastriya Banijya Bank Limited**  
Notes forming part of the financial statements

**4.23 Other Liabilities**

	Group		Bank	
	As at 31 Asadh 2077	As at 31 Asadh 2076	As at 31 Asadh 2077	As at 31 Asadh 2076
<b>Liability for employees defined benefit obligations</b>	<b>3,386,266,617</b>	<b>2,310,604,410</b>	<b>3,386,266,617</b>	<b>2,310,604,410</b>
Endowment Life Insurance Fund	109,757,666	279,337,416	109,757,666	279,337,416
Pension and Gratuity	3,276,508,951	2,031,266,994	3,276,508,951	2,031,266,994
Liability for long-service leave	41,870,737	88,024,394	40,086,775	88,024,394
Short-term employee benefits	(76,759)	-	(76,759)	-
Bills Payable	191,395,130	71,076,739	191,395,130	71,076,739
Creditors and accruals	896,270,118	873,582,696	893,974,748	872,994,338
Interest payable on deposit	-	-	-	-
Interest payable on borrowing	-	-	-	-
Liabilities on deferred grant income	-	-	-	-
Unpaid Dividend	1,622,582	1,622,582	1,622,582	1,622,582
Operating Lease Liability	17,098,769	-	17,098,769	-
Liabilities under Finance Lease	-	-	-	-
Employee bonus payable	465,671,789	751,774,717	465,437,876	751,452,495
Other	4,843,556,193	2,844,783,036	4,843,556,194	2,844,624,056
<b>Total</b>	<b>9,843,675,174</b>	<b>6,941,468,574</b>	<b>9,839,361,931</b>	<b>6,940,399,014</b>

Liabilities relating to employees benefits like liabilities for defined benefit obligation gratuity and pension fund, liabilities for long-service leave, short-term employee benefits etc., Creditors and accruals, unearned income, unpaid dividend etc. are presented under this account head of other liabilities. Long service leave consists of sick leave and annual leave

**4.23.1 The amount Recognised in Statement of Financial Position:**

Combined Actuarial Disclosure for Endowment Plan and Gratuity Plan. For individual disclosure on endowment life insurance fund, refer note 4.23.3 and for pension and gratuity plan, refer note 4.23.2

Particulars	Group		Bank	
	As at 31 Asadh 2077	As at 31 Asadh 2076	As at 31 Asadh 2077	As at 31 Asadh 2076
Present value of unfunded defined benefit obligation	3,386,266,617	2,310,604,410	3,386,266,617	2,310,604,410
Present value of funded defined benefit obligation	11,069,679,783	9,813,454,257	11,069,679,783	9,813,454,257
<b>Total Present value of obligations</b>	<b>14,455,946,400</b>	<b>12,124,058,667</b>	<b>14,455,946,400</b>	<b>12,124,058,667</b>
Fair value of plan assets	11,069,679,783	9,813,454,257	11,069,679,783	9,813,454,257
<b>Present Value of Net Obligation</b>	<b>3,386,266,617</b>	<b>2,310,604,410</b>	<b>3,386,266,617</b>	<b>2,310,604,410</b>
Recognized liability for defined benefit obligations	3,386,266,617	2,310,604,410	3,386,266,617	2,310,604,410

**4.23.1.1 Plan Assets**

Particulars	Group		Bank	
	As at 31 Asadh 2077	As at 31 Asadh 2076	As at 31 Asadh 2077	As at 31 Asadh 2076
Equity Shares	-	-	-	-
Government Bonds	-	-	-	-
Bank Deposit	11,069,679,783	9,813,454,257	11,069,679,783	9,813,454,257
Other	-	-	-	-
<b>Total</b>	<b>11,069,679,783</b>	<b>9,813,454,257</b>	<b>11,069,679,783</b>	<b>9,813,454,257</b>

Actual Return on Plan assets

**4.23.1.2 Movement in Present Value of defined benefits Obligation**

Particulars	Group		Bank	
	As at 31 Asadh 2077	As at 31 Asadh 2076	As at 31 Asadh 2077	As at 31 Asadh 2076
Present Value of Obligation at beginning of the year	12,124,058,667	11,431,936,848	12,124,058,667	11,431,936,848
Actuarial Losses	2,815,048,031	1,654,109,591	2,815,048,031	1,654,109,591
Benefits paid by the plan	(1,723,888,612)	(2,104,580,483)	(1,723,888,612)	(2,104,580,483)
Current Service Cost and Interest	1,240,728,314	1,142,592,711	1,240,728,314	1,142,592,711
<b>Defined benefits obligation at year end</b>	<b>14,455,946,400</b>	<b>12,124,058,667</b>	<b>14,455,946,400</b>	<b>12,124,058,667</b>

**Rastriya Banijya Bank Limited**  
Notes forming part of the financial statements

**4.23.1.3 Movement in Present Value of Plan Assets**

Particulars	Group		Bank	
	As at 31 Asadh 2077	As at 31 Asadh 2076	As at 31 Asadh 2077	As at 31 Asadh 2076
Fair Value of Plan Assets at beginning of the year	9,813,454,257	7,139,456,719	9,813,454,257	7,139,456,719
Opening Readjustment	169,221,014	-	169,221,014	-
Contributions paid into plan	2,310,604,410	4,255,073,589	2,310,604,410	4,255,073,589
Benefits paid by the plan	(1,723,888,612)	(2,104,580,483)	(1,723,888,612)	(2,104,580,483)
Actuarial Losses/gains	(305,347,181)	(3,054,168)	(305,347,181)	(3,054,168)
Expected return on plan assets	805,635,895	526,558,600	805,635,895	526,558,600
<b>Fair Value of Plan Assets at the year end</b>	<b>11,069,679,783</b>	<b>9,813,454,257</b>	<b>11,069,679,783</b>	<b>9,813,454,257</b>

**4.23.1.4 Expenses Recognized in Statement of Profit or Loss**

Particulars	Group		Bank	
	As at 31 Asadh 2077	As at 31 Asadh 2076	As at 31 Asadh 2077	As at 31 Asadh 2076
Current service cost	227,138,021	208,424,516	227,138,021	208,424,516
Interest cost	207,954,398	407,609,595	207,954,398	407,609,595
Expected Return on Plan Assets	-	-	-	-
<b>Expenses Recognized in Profit or Loss</b>	<b>435,092,419</b>	<b>616,034,111</b>	<b>435,092,419</b>	<b>616,034,111</b>

**4.23.1.5 Expenses Recognized in other comprehensive income**

Particulars	Group		Bank	
	As at 31 Asadh 2077	As at 31 Asadh 2076	As at 31 Asadh 2077	As at 31 Asadh 2076
Actuarial (gain)/loss	2,951,174,198	1,657,163,759	2,951,174,198	1,657,163,759
<b>Expenses Recognized in Income Statement</b>	<b>2,951,174,198</b>	<b>1,657,163,759</b>	<b>2,951,174,198</b>	<b>1,657,163,759</b>

**4.23.1.6 Actuarial Assumptions**

Particulars	Group		Bank	
	As at 31 Asadh 2077	As at 31 Asadh 2076	As at 31 Asadh 2077	As at 31 Asadh 2076
Discount rate	9.00%	9.00%	9.00%	9.00%
Salary escalation rate	7.50%	7.50%	7.50%	7.50%
Withdrawal rate	5.00%	5.00%	5.00%	5.00%
Expected return on Plan Assets	9.00%	9.00%	9.00%	9.00%

**4.23.2 Actuarial Disclosures for Pension and Gratuity**

**4.23.2.1 Movement in Present Value of defined benefits Obligation- Pension and Gratuity**

Particulars	Group		Bank	
	As at 31 Asadh 2077	As at 31 Asadh 2076	As at 31 Asadh 2077	As at 31 Asadh 2076
Present Value of Obligation at beginning of the year	11,111,498,868	10,230,995,714	11,111,498,868	10,230,995,714
Actuarial Losses	2,682,641,023	1,263,060,953	2,682,641,023	1,263,060,953
Benefits paid by the plan	(1,424,400,649)	(1,370,976,562)	(1,424,400,649)	(1,370,976,562)
Current Service Cost and Interest	1,051,947,801	988,418,763	1,051,947,801	988,418,763
<b>Defined benefits obligation at year end</b>	<b>13,421,687,043</b>	<b>11,111,498,868</b>	<b>13,421,687,043</b>	<b>11,111,498,868</b>

**4.23.2.2 Movement in Present Value of Plan Assets- Pension and Gratuity**

Particulars	Group		Bank	
	As at 31 Asadh 2077	As at 31 Asadh 2076	As at 31 Asadh 2077	As at 31 Asadh 2076
Fair Value of Plan Assets at beginning of the year	9,080,231,874	5,951,604,608	9,080,231,874	5,951,604,608
Opening Readjustment	-	-	(2,495,422)	-
Contributions paid into plan	2,031,266,994	4,035,422,011	2,031,266,994	4,035,422,011
Benefits paid by the plan	(1,424,400,649)	(1,370,976,562)	(1,424,400,649)	(1,370,976,562)
Actuarial Losses/gains	(292,547,543)	513,672	(292,547,543)	513,672
Expected return on plan assets	753,122,839	463,668,145	753,122,839	463,668,145
<b>Fair Value of Plan Assets at the year end</b>	<b>10,147,673,514</b>	<b>9,080,231,874</b>	<b>10,145,178,092</b>	<b>9,080,231,874</b>



**Rastriya Banijya Bank Limited**  
Notes forming part of the financial statements

		Group		Bank	
		As at 31 Asadh 2077	As at 31 Asadh 2076	As at 31 Asadh 2077	As at 31 Asadh 2076
4.23.2.3	<b>Actuarial Assumptions for Pension and Gratuity</b>				
	Discount rate	9.00%	9.00%	9.00%	9.00%
	Salary escalation rate	5.00%	7.50%	5.00%	7.50%
	Rate of increase in pension levels	1.00%	1.00%	1.00%	1.00%
	Withdrawal rate	5.00%	5.00%	5.00%	5.00%
	Expected return on Plan Assets	9.00%	9.00%	9.00%	9.00%
4.23.3	<b>Actuarial Disclosures for Endowment Life Insurance Fund</b>				
4.23.3.1	<b>Movement in Present Value of defined benefits Obligation- Endowment Life Insurance Fund</b>				
		Group		Bank	
		As at 31 Asadh 2077	As at 31 Asadh 2076	As at 31 Asadh 2077	As at 31 Asadh 2076
	<b>Particulars</b>				
	Present Value of Obligation at beginning of the year	1,012,559,799	1,200,941,134	1,012,559,799	1,200,941,134
	Actuarial Losses	132,407,008	391,048,638	132,407,008	391,048,638
	Benefits paid by the plan	(299,487,963)	(733,603,921)	(299,487,963)	(733,603,921)
	Current Service Cost and Interest	188,780,513	154,173,948	188,780,513	154,173,948
	<b>Defined benefits obligation at year end</b>	<b>1,034,259,357</b>	<b>1,012,559,799</b>	<b>1,034,259,357</b>	<b>1,012,559,799</b>
4.23.3.2	<b>Movement in Present Value of Plan Assets- Endowment Life Insurance Fund</b>				
		Group		Bank	
		As at 31 Asadh 2077	As at 31 Asadh 2076	As at 31 Asadh 2077	As at 31 Asadh 2076
	<b>Particulars</b>				
	Fair Value of Plan Assets at beginning of the year	733,222,383	1,187,852,111	733,222,383	1,187,852,111
	Contributions paid into plan	279,337,416	219,651,578	279,337,416	219,651,578
	Benefits paid by the plan	(299,487,963)	(733,603,921)	(299,487,963)	(733,603,921)
	Actuarial Losses/gains	(12,799,637)	(3,567,840)	(12,799,637)	(3,567,840)
	Expected return on plan assets	52,513,056	62,890,455	52,513,056	62,890,455
	<b>Fair Value of Plan Assets at the year end</b>	<b>752,785,255</b>	<b>733,222,383</b>	<b>752,785,255</b>	<b>733,222,383</b>
4.23.3.3	<b>Actuarial Assumptions for Endowment Life Insurance Fund</b>				
		Group		Bank	
		As at 31 Asadh 2077	As at 31 Asadh 2076	As at 31 Asadh 2077	As at 31 Asadh 2076
	Discount rate	9.00%	9.00%	9.00%	9.00%
	Salary escalation rate	5.00%	7.50%	5.00%	7.50%
	Withdrawal rate	5.00%	5.00%	5.00%	5.00%
	Expected return on Plan Assets	9.00%	9.00%	9.00%	9.00%
4.23.4	<b>Actuarial Disclosures for Leave Plan</b>				
4.23.4.1	<b>Movement in Present Value of defined benefits Obligation</b>				
		Group		Bank	
		As at 31 Asadh 2077	As at 31 Asadh 2076	As at 31 Asadh 2077	As at 31 Asadh 2076
	<b>Particulars</b>				
	Present Value of Obligation at beginning of the year	372,995,954	398,777,346	372,995,954	398,777,346
	Actuarial Losses	4,208,857	86,835,095	4,208,857	86,835,095
	Benefits paid by the plan	(67,337,121)	(169,627,750)	(67,337,121)	(169,627,750)
	Current Service Cost and Interest	70,777,134	57,011,263	70,777,134	57,011,263
	<b>Defined benefits obligation at year end</b>	<b>380,644,824</b>	<b>372,995,954</b>	<b>380,644,824</b>	<b>372,995,954</b>

**Rastriya Banijya Bank Limited**  
Notes forming part of the financial statements

**4.23.4.2 Movement in Present Value of Plan Assets- Leave Plan**

Particulars	Group		Bank	
	As at 31 Asadh 2077	As at 31 Asadh 2076	As at 31 Asadh 2077	As at 31 Asadh 2076
Fair Value of Plan Assets at beginning of the year	284,971,560	311,384,539	284,971,560	311,384,539
Contributions paid into plan	88,024,394	124,799,346	88,024,394	124,799,346
Benefits paid by the plan	(67,337,121)	(169,627,750)	(67,337,121)	(169,627,750)
Acturial Losses/gains	(6,621,656)	(3,847,925)	(6,621,656)	(3,847,925)
Expected return on plan assets	21,607,213	22,263,350	21,607,213	22,263,350
<b>Fair Value of Plan Assets at the year end</b>	<b>320,644,390</b>	<b>284,971,560</b>	<b>320,644,390</b>	<b>284,971,560</b>

**4.23.4.3 Actuarial Assumptions for Leave Plan**

	Group		Bank	
	As at 31 Asadh 2077	As at 31 Asadh 2076	As at 31 Asadh 2077	As at 31 Asadh 2076
Discount rate	9.00%	9.00%	9.00%	9.00%
Salary escalation rate	5.00%	7.50%	5.00%	7.50%
Withdrawal rate	5.00%	5.00%	5.00%	5.00%
Expected return on Plan Assets	9.00%	9.00%	9.00%	9.00%

**4.23.5 Sensitivity Analysis**

The calculation of the defined benefit obligations is sensitive to the assumptions set out above. The following table summarizes how the impact on the defined benefit obligation at the end of the reporting period would have been increased/ decreased as a result of change in the respective assumptions by 1%

**Discount Rate**

8%  
10%

Defined Benefit Obligation as at 31 Asadh 2077		
Endowment Plan	Pension and Gratuity	Leave
1,102,661,429	14,626,622,645	405,633,253
973,927,954	12,380,626,197	358,598,152

**Salary Increment Rate**

4.0%  
6.0%

Defined Benefit Obligation as at 31 Asadh 2077		
Endowment Plan	Pension and Gratuity	Leave
973,246,003	13,342,187,953	358,420,000
1,102,461,871	13,509,356,302	405,483,747

**Withdrawal Rate**

4.00%  
6.00%

Defined Benefit Obligation as at 31 Asadh 2077		
Endowment Plan	Pension and Gratuity	Leave
1,015,687,155.00	-	-
1,050,926,767.00	-	-

**Pension Increase Rate**

0.00%  
2%

Defined Benefit Obligation as at 31 Asadh 2077		
Endowment Plan	Pension and Gratuity	Leave
-	12,468,345,069	-
-	14,509,345,439	-

**4.23.2 Other Liabilities: Others**

	Group		Bank	
	As at 31 Asadh 2077	As at 31 Asadh 2076	As at 31 Asadh 2077	As at 31 Asadh 2076
Employees Welfare Fund	342,008,368	190,185,021.87	342,008,368	190,185,021.87
Unearned discount & commission	-	-	-	-
Branch Account**	3,330,862,888	773,536,385.73	3,330,862,888	773,536,385.73
Unclaimed Accounts	246,597,296	241,354,493.93	246,597,296	241,354,493.93
Risk Bearing Fund for other Assets	27,670,056	0.00	27,670,056	0.00
Medical Treatment Fund	54,243,926	54,275,281.21	54,243,926	54,275,281.21
Welfare Provident Fund	57,963	43,836.34	57,963	43,836.34
TDS Payable	216,309,828	168,649,192.80	216,309,828	168,649,192.80
Earnest Money,retention & Other Deposits	66,339,861	42,311,673.75	66,339,861	42,311,673.75
Nepal Bank Draft Transaction Payable	14,988,111	89,327,870.90	14,988,111	89,327,870.90
Government Transaction Payable	-	-	-	-
Others	544,477,896	1,284,940,299.93	544,477,896	1,284,940,300
<b>Total</b>	<b>4,843,556,193</b>	<b>2,844,624,056</b>	<b>4,843,556,193</b>	<b>2,844,624,056</b>

\*\* Out of Rs.3,330,862,888.00 in Branch Account Rs.2,568,570,927.28 has been settled till the date of approval of Financial Statement by board of directors.

## Rastriya Banijya Bank Limited

### Notes forming part of the financial statements

#### 4.24 Debt Securities Issued

Particulars	Group		Bank	
	As at 31 Asadh 2077	As at 31 Asadh 2076	As at 31 Asadh 2077	As at 31 Asadh 2076
Debt Securities issued designated at fair value through profit or loss	-	-	-	-
Debt Securities issued at amortized cost	-	-	-	-
<b>Total</b>	<b>-</b>	<b>-</b>	<b>-</b>	<b>-</b>

#### 4.25 Subordinated Liabilities

Bank does not hold any kind of subordinated liabilities.

Particulars	Group		Bank	
	As at 31 Asadh 2077	As at 31 Asadh 2076	As at 31 Asadh 2077	As at 31 Asadh 2076
Redeemable preference shares	-	-	-	-
Irredeemable cumulative preference shares	-	-	-	-
Other	-	-	-	-
<b>Total</b>	<b>-</b>	<b>-</b>	<b>-</b>	<b>-</b>

Liabilities subordinated, at the event of winding up, to the claims of depositors, debt securities issued and other creditors are included under this head which include redeemable preference share, subordinated notes issued, borrowings etc. Bank does not hold any kind of subordinated liabilities.

#### 4.26 Share Capital

	Group		Bank	
	As at 31 Asadh 2077	As at 31 Asadh 2076	As at 31 Asadh 2077	As at 31 Asadh 2076
<b>Share Capital</b>				
Ordinary Shares	9,004,795,700	9,004,795,700	9,004,795,700	9,004,795,700
Convertible Preference Shares (equity component only)	-	-	-	-
Irredeemable Preference Shares (equity component only)	-	-	-	-
Perpetual debt (equity component only)	-	-	-	-
<b>Total</b>	<b>9,004,795,700</b>	<b>9,004,795,700</b>	<b>9,004,795,700</b>	<b>9,004,795,700</b>

##### Ordinary Shares

	Group		Bank	
	As at 31 Asadh 2077	As at 31 Asadh 2076	As at 31 Asadh 2077	As at 31 Asadh 2076
<b>Authorised capital</b>				
112,000,000 ordinary shares of Rs. 100 each	11,200,000,000	11,200,000,000	11,200,000,000	11,200,000,000
<b>Issued capital</b>				
90,047,957 ordinary shares of Rs. 100 each	9,004,795,700	9,004,795,700	9,004,795,700	9,004,795,700
<b>Subscribed and Paid up capital</b>				
90,047,957 ordinary shares of Rs. 100 each	9,004,795,700	9,004,795,700	9,004,795,700	9,004,795,700

#### 4.26.1 Ordinary Share Ownership

	Group		Bank	
	As at 31 Asadh 2077	As at 31 Asadh 2076	As at 31 Asadh 2077	As at 31 Asadh 2076
<b>Domestic Ownership</b>				
Nepal Government	9,001,704,700	9,001,704,700	9,001,704,700	9,001,704,700
"A" Class licensed institutions	-	-	-	-
Other licensed institutions	-	-	-	-
Other institutions	-	-	-	-
Public	3,091,000	3,091,000	3,091,000	3,091,000
Other	-	-	-	-
<b>Foreign Ownership</b>				
	-	-	-	-
<b>Total</b>	<b>9,004,795,700</b>	<b>9,004,795,700</b>	<b>9,004,795,700</b>	<b>9,004,795,700</b>

## Rastriya Banija Bank Limited

### Notes forming part of the financial statements

#### 4.26.2 Shareholders Ownership Details

	As at 31 Asadh 2077		As at 31 Asadh 2076	
	Amount	%	Amount	%
<b>A. DOMESTIC OWNERSHIP</b>	<b>9,004,795,700</b>	<b>100.00%</b>	<b>9,004,795,700</b>	<b>100.00%</b>
1.1. Nepal Government	9,001,704,700	99.97%	9,001,704,700	99.97%
1.1.1 Ministry of Finance	8,404,202,500	93.33%	8,404,202,500	93.33%
1.1.2 Financial Comptroller General Office	502,520,300	5.58%	502,520,300	5.58%
1.1.3 Ministry of Industry	54,458,100	0.60%	54,458,100	0.60%
1.1.4 Ministry of Labour and Employment	8,916,500	0.10%	8,916,500	0.10%
1.1.5 Ministry of Tourism and Civil Aviation	8,916,500	0.10%	8,916,500	0.10%
1.1.6 Ministry of Physical Infrastructure and Transportation	8,916,500	0.10%	8,916,500	0.10%
1.1.7 Ministry of Commerce and Supply	4,458,100	0.05%	4,458,100	0.05%
1.1.8 Ministry of Energy	4,508,100	0.05%	4,508,100	0.05%
1.1.9 Ministry of Irrigation	4,508,100	0.05%	4,508,100	0.05%
1.1.10 Ministry of Science & Technology	100,000	0.00%	100,000	0.00%
1.1.11 Ministry of Agriculture	100,000	0.00%	100,000	0.00%
1.1.12 Ministry of Land Reform	100,000	0.00%	100,000	0.00%
1.2. "A" Class Licensed Institutions	-	-	-	-
1.3 Other Licensed Institutions	-	-	-	-
1.4. Other Institutions	-	-	-	-
1.5. General Public	3,091,000	0.03%	3,091,000	0.03%
1.6. Others	-	-	-	-
<b>B. FOREIGN OWNERSHIP</b>	<b>-</b>	<b>-</b>	<b>-</b>	<b>-</b>
<b>Total</b>	<b>9,004,795,700</b>	<b>100%</b>	<b>9,004,795,700</b>	<b>100%</b>

#### 4.27 Reserves

Particulars	Group		Bank	
	As at 31 Asadh 2077	As at 31 Asadh 2076	As at 31 Asadh 2077	As at 31 Asadh 2076
Statutory General reserve	9,054,371,829	8,178,908,597	9,054,371,829	8,178,908,597
Exchange equalization reserve	99,121,427	97,319,666	99,121,427	97,319,666
Corporate social responsibility reserve	90,966,389	98,722,946	90,966,389	98,722,946
Capital redemption reserve	-	-	-	-
Regulatory reserve	9,871,141,497	6,726,597,250	9,871,141,497	6,726,597,250
Investment adjustment reserve	58,003,700	58,003,700	58,003,700	58,003,700
Capital reserve	481,195,653	481,195,653	481,195,653	481,195,653
Assets revaluation reserve	77,183,784	77,183,784	77,183,784	77,183,784
Fair value reserve	1,294,173,883	860,893,657	1,294,173,883	1,120,860,625
Dividend equalization reserve	-	-	-	-
Actuarial gain	(7,888,528,528)	(5,822,706,589)	(7,888,528,528)	(5,822,706,589)
Special reserve	45,636,656	45,636,656	45,636,656	45,636,656
Other reserve	81,117,303	124,794,656	79,862,160	124,794,656
<b>Total</b>	<b>13,264,383,593</b>	<b>10,926,549,975</b>	<b>13,263,128,450</b>	<b>11,186,516,944</b>

#### General Reserve

There is a regulatory requirement by the central bank to set aside 20% of the net profit after tax every year as general reserve to build up the capital until the general reserve fund balance is twice the paid up share capital. This is the restricted reserve and cannot be freely used. The Bank appropriates 20% of the regulatory net profit every year and transfers to the general reserve fund.

#### Exchange Equalization Reserve

Central bank's regulatory directives requires the bank to transfer 25% of the translation gain as at the year end to this reserve account. The foreign currency balances as at the year-end are translated using the year-end rates and in case of gains on such translation, 25% of such gains are transferred to the foreign exchange reserve.

#### Corporate Social Responsibility Reserve

Bank has regulatory requirement to set aside 1% of the net profit for corporate social responsibility activities.

#### Regulatory Reserve

Regulatory reserves includes any amount derived as result of NFRS conversion with effect in retained earning computed as per Nepal Rastra Bank Directive no 4. Refer Note 5.24 for detail.

#### Investment Adjustment Reserve

Investment Adjustment Reserve is created against quoted and unquoted share investments as per Nepal Rastra Bank Directives.



## Rastriya Banijya Bank Limited

### Notes forming part of the financial statements

#### Fair value Reserve:

The fair value reserve comprises the cumulative net change in the fair value of financial assets that are measured at fair value and the changes in fair value is recognized in other comprehensive income, until the assets are derecognized. The cumulative amount of changes in fair value of those financial assets shall be presented under this account head.

#### Actuarial gain/(loss):

Actuarial Gains and Losses are the changes in the present value of the defined benefit obligation as a result of change in actuarial assumptions and experience adjustments.

#### Asset Revaluation Reserve

Asset Revaluation Reserve includes the amount of upward revaluation of asset.

#### Other Reserve:

Others include staff training fund, contingent reserve, institutional development fund, special fund for discenting shareholders of NIDC. Refer Note 5.19 for item wise detail.

#### 4.28 Contingent liabilities and commitments

	Group		Bank	
	As at 31 Asadh 2077	As at 31 Asadh 2076	As at 31 Asadh 2077	As at 31 Asadh 2076
Contingent liabilities	7,271,957,090	6,168,197,568	7,271,957,090	6,168,197,568
Undrawn and undisbursed facilities	12,704,685,172	8,644,866,143	12,704,685,172	8,644,866,143
Capital commitment	-	-	-	-
Lease Commitment	1,598,071,940	1,296,557,535	1,598,071,940	1,296,557,535
Litigation	2,080,987,003	1,609,602,847	2,080,987,003	1,609,602,847
<b>Total</b>	<b>23,655,701,205</b>	<b>17,719,224,094</b>	<b>23,655,701,205</b>	<b>17,719,224,094</b>

##### 4.28.1 Contingent liabilities

	Group		Bank	
	As at 31 Asadh 2077	As at 31 Asadh 2076	As at 31 Asadh 2077	As at 31 Asadh 2076
Acceptance and documentary credit	173,006,798	149,807,447	173,006,798	149,807,447
Bills for collection	12,797,025	4,661,748	12,797,025	4,661,748
Forward exchange contracts	-	-	-	-
Guarantees	4,641,321,732	5,004,773,488	4,641,321,732	5,004,773,488
Underwriting commitment	-	-	-	-
Other commitments	2,444,831,536	1,008,954,885	2,444,831,536	1,008,954,885
<b>Total</b>	<b>7,271,957,090</b>	<b>6,168,197,568</b>	<b>7,271,957,090</b>	<b>6,168,197,568</b>

##### 4.28.2 Undrawn and undisbursed facilities

	Group		Bank	
	As at 31 Asadh 2077	As at 31 Asadh 2076	As at 31 Asadh 2077	As at 31 Asadh 2076
Undisbursed amount of loans	10,498,086,960	7,663,677,508	10,498,086,960	7,663,677,508
Undrawn limits of overdrafts	2,206,598,212	981,188,635	2,206,598,212	981,188,635
Undrawn limits of credit cards	-	-	-	-
Undrawn limits of letter of credit	-	-	-	-
Undrawn limits of guarantee	-	-	-	-
<b>Total</b>	<b>12,704,685,172</b>	<b>8,644,866,143</b>	<b>12,704,685,172</b>	<b>8,644,866,143</b>

##### 4.28.3 Capital commitments

Capital expenditure approved by relevant authority of the bank but provision has not been made in financial statements

	Group		Bank	
	As at 31 Asadh 2077	As at 31 Asadh 2076	As at 31 Asadh 2077	As at 31 Asadh 2076
<b>Capital commitments in relation to Property and Equipment</b>				
Approved and contracted for	-	-	-	-
Approved but not contracted for	-	-	-	-
<b>Sub total</b>	<b>-</b>	<b>-</b>	<b>-</b>	<b>-</b>
<b>Capital commitments in relation to Intangible assets</b>				
Approved and contracted for	-	-	-	-
Approved but not contracted for	-	-	-	-
<b>Sub total</b>	<b>-</b>	<b>-</b>	<b>-</b>	<b>-</b>
<b>Total</b>	<b>-</b>	<b>-</b>	<b>-</b>	<b>-</b>

## Rastriya Banijya Bank Limited

### Notes forming part of the financial statements

#### 4.28.4 Lease commitments

	Group		Bank	
	As at 31 Asadh 2077	As at 31 Asadh 2076	As at 31 Asadh 2077	As at 31 Asadh 2076
Operating lease commitments	-	-	-	-
Future minimum lease payments under non cancellable operating lease, where the bank is lessee	-	-	-	-
Not later than 1 year	237,609,394	169,334,421	237,609,394	169,334,421
Later than 1 year but not later than 5 years	981,542,406	689,458,148	981,542,406	689,458,148
Later than 5 years	378,920,139	437,764,965	378,920,139	437,764,965
<b>Sub total</b>	<b>1,598,071,940</b>	<b>1,296,557,535</b>	<b>1,598,071,940</b>	<b>1,296,557,535</b>
<b>Finance lease commitments</b>				
Future minimum lease payments under non cancellable operating lease, where the bank is lessee	-	-	-	-
Not later than 1 year	-	-	-	-
Later than 1 year but not later than 5 years	-	-	-	-
Later than 5 years	-	-	-	-
<b>Sub total</b>				
<b>Grand total</b>	<b>1,598,071,940</b>	<b>1,296,557,535</b>	<b>1,598,071,940</b>	<b>1,296,557,535</b>

#### 4.28.5 Litigation

The Bank has received assessment order from Large Taxpayers' Office (LTO) on the income tax return filed under self-assessment for the financial year 2059/60 to 2072/73 . Refer Note 5.6.1 for details.

Financial year	Case pending at	Tax Liability determined by Tax Office	Tax deductible determined by the Revenue Tribunal	Net Tax Payable
FY 2059/60	Supreme Court	40,154,866	-	40,154,866
FY 2060/61	Supreme Court	409,489,278	390,198,432	19,290,846
FY 2061/62	Supreme Court	821,594,031	759,571,388	62,022,643
FY 2062/63	Supreme Court	221,515,009	214,224,264	7,290,746
FY 2063/64	Supreme Court	426,583,383	338,535,663	88,047,720
FY 2064/65	Supreme Court	492,997,664	428,621,163	64,376,501
FY 2065/66	Revenue Tribunal	537,808,899	478,073,854	59,735,045
FY 2066/67	Revenue Tribunal	682,662,120	590,856,483	91,805,637
FY 2067/68	Revenue Tribunal	311,560,379	233,182,946	78,377,433
FY 2068/69	Revenue Tribunal	523,483,701	398,043,925	125,439,776
FY 2069/70	Revenue Tribunal	649,453,255	546,836,153	102,617,102
FY 2070/71	Revenue Tribunal	385,783,898	-	385,783,898
FY 2071/72	Revenue Tribunal	737,438,854	335,089,776	402,349,078
FY 2072/73	Administrative Review	553,695,713	-	553,695,713
<b>Total</b>		<b>6,794,221,050</b>	<b>4,713,234,047</b>	<b>2,080,987,003</b>

## Rastriya Banijya Bank Limited

### Notes forming part of the financial statements

#### 4.29 Interest income

	Group		Bank	
	Year ended 31 Asadh 2077	Year ended 31 Asadh 2076	Year ended 31 Asadh 2077	Year ended 31 Asadh 2076
Cash and cash equivalent	107,704,897	162,919,466	107,704,897	162,919,466
Due from Nepal Rastra Bank	-	-	-	-
Placement with bank and financial institutions	-	2,772,781	-	-
Loan and advances to bank and financial institutions	-	-	-	-
Loans and advances to customers	15,071,043,239	13,286,079,114	15,071,043,239	13,286,079,114
Investment securities	1,824,352,386	1,352,135,776	1,820,854,880	1,352,135,776
Loan and advances to staff	24,970,339	54,527,593	24,970,339	54,527,593
Other	139,788,406	67,390,245	135,600,984	67,390,245
<b>Total interest income</b>	<b>17,167,859,267</b>	<b>14,925,824,974</b>	<b>17,160,174,339</b>	<b>14,923,052,193</b>

#### 4.30 Interest expense

	Group		Bank	
	Year ended 31 Asadh 2077	Year ended 31 Asadh 2076	Year ended 31 Asadh 2077	Year ended 31 Asadh 2076
Due to bank and financial institutions	7,373,476	16,341,684	7,373,476	16,341,684
Due to Nepal Rastra Bank	-	-	-	-
Deposits from customers	7,683,549,432	4,939,056,040	7,693,792,064	4,951,365,356
Borrowing	10,504,108	6,638,767	10,504,108	6,638,767
Debt securities issued	-	-	-	-
Subordinated liabilities	-	-	-	-
Other	102,798	590,624	102,798	590,624
<b>Total interest expense</b>	<b>7,701,529,813</b>	<b>4,962,627,115</b>	<b>7,711,772,445</b>	<b>4,974,936,431</b>

#### 4.31 Fees and Commission Income

	Group		Bank	
	Year ended 31 Asadh 2077	Year ended 31 Asadh 2076	Year ended 31 Asadh 2077	Year ended 31 Asadh 2076
Loan administration fees	-	-	-	-
Service fees	232,065,472	179,301,836	232,065,472	179,301,836
Consortium fees	-	-	-	-
Commitment fees	-	-	-	-
DD/TT/Swift fees	5,286,577	3,663,233	5,286,577	3,663,233
Credit card/ATM issuance and renewal fees	117,494,023	101,294,363	117,494,023	101,294,363
Prepayment and swap fees	-	-	-	-
Investment banking fees	6,834,002	2,399,603	-	-
Asset management fees	-	-	-	-
Brokerage fees	-	-	-	-
Remittance fees	28,332,848	75,707,648	28,332,848	75,707,648
Commission on letter of credit	9,606,200	16,566,753	9,606,200	16,566,753
Commission on guarantee contracts issued	76,473,344	63,935,475	76,473,344	63,935,475
Commission on share underwriting/issue	-	-	-	-
Locker rental	7,843,310	4,543,648	7,843,310	4,543,648
Other fees and commission income	351,379,946	330,819,380	351,379,946	330,777,911
<b>Total fees and Commission Income</b>	<b>835,315,722</b>	<b>778,231,939</b>	<b>828,481,720</b>	<b>775,790,867</b>

#### 4.32 Fees and commission expense

	Group		Bank	
	Year ended 31 Asadh 2077	Year ended 31 Asadh 2076	Year ended 31 Asadh 2077	Year ended 31 Asadh 2076
ATM management fees	-	-	-	-
VISA/Master card fees	-	-	-	-
Guarantee commission	122,024,511	118,359,767	122,024,511	118,359,767
Brokerage	-	-	-	-
DD/TT/Swift fees	-	-	-	-
Remittance fees and commission	14,654,215	16,470,110	14,654,215	16,470,110
Other fees and commission expense	39,304,688	6,137,806	37,903,815	5,723,778
<b>Total fees and Commission Expense</b>	<b>175,983,414</b>	<b>140,967,683</b>	<b>174,582,541</b>	<b>140,553,655</b>

## Rastriya Banija Bank Limited

### Notes forming part of the financial statements

Payouts on account of fee and commission for services obtained by the bank are presented under this account head. This account head includes card related fees, guarantee commission, brokerage expenses etc.

#### 4.33 Net trading income

	Group		Bank	
	Year ended 31 Asadh 2077	Year ended 31 Asadh 2076	Year ended 31 Asadh 2077	Year ended 31 Asadh 2076
Changes in fair value of trading assets	-	-	-	-
Gain/loss on disposal of trading assets	-	-	-	-
Interest income on trading assets	-	-	-	-
Dividend income on trading assets	-	-	-	-
Gain/loss foreign exchange transaction	54,733,759	69,351,311	54,733,759	69,351,311
Other	-	-	-	-
<b>Net trading income</b>	<b>54,733,759</b>	<b>69,351,311</b>	<b>54,733,759</b>	<b>69,351,311</b>

Trading income comprises gains less losses relating to trading assets and liabilities, and includes all realized interest, dividend and foreign exchange differences as well as unrealized changes in fair value of trading assets and liabilities are presented under this account head. Foreign exchange transactions results include gains and losses from spot and forward contracts and translated foreign currency assets and liabilities.

#### 4.34 Other operating income

	Group		Bank	
	Year ended 31 Asadh 2077	Year ended 31 Asadh 2076	Year ended 31 Asadh 2077	Year ended 31 Asadh 2076
Foreign exchange revaluation gain	7,207,045	(48,369,367)	7,207,045	(48,369,367)
Gain/loss on sale of investment securities	20,990,993	397,576,419	18,235,508	156,364,346
Fair value gain/loss on investment properties	-	-	-	-
Dividend on equity instruments	93,840,894	3,121,916	91,914,511	10,489,805
Gain/loss on sale of property and equipment	24,719,942	(505,767)	24,719,942	(505,767)
Gain/loss on sale of investment property	-	-	-	-
Operating lease income	-	-	-	-
Gain/loss on sale of gold and silver	-	-	-	-
Locker rent	-	-	-	-
Other	398,163,136	695,526,255	399,147,422	696,756,255
<b>Total</b>	<b>544,922,010</b>	<b>1,047,349,455</b>	<b>541,224,428</b>	<b>814,735,272</b>

Receipt of all other operating income not specifically provided under the income heads from 4.29 to 4.33 above are booked and presented under this head. This include foreign exchange revaluation gain, gain/loss on sale of available for sale securities, dividend on available for sale securities, gain/loss on sale of property and equipment, gain/loss on sale of investment properties, operating lease income, gain/loss on sale of gold and silver, locker rental income etc.

Dividend received on NPR 8,143,020 from Sunrise Capital Limited has been deducted from the carrying amount of investment of Sunrise Capital Limited pursuant to NAS 28.

#### 4.35 Impairment charge/(reversal) for loan and other losses

	Group		Bank	
	Year ended 31 Asadh 2077	Year ended 31 Asadh 2076	Year ended 31 Asadh 2077	Year ended 31 Asadh 2076
<b>Impairment charge/(reversal) on</b>				
Loan and advances to B/FIs	(798,900)	4,935,903	(798,900)	4,935,903
loan and advances to customer	53,283,295	606,171,777	53,283,295	606,171,777
Financial Investment	35,634,267	(604,779)	35,634,267	-
Other Asset	72,406,766	-	72,406,766	-
placement with banks and financial institutions	-	-	-	-
property and equipment	-	-	-	-
goodwill and intangible assets	-	-	-	-
investment properties	-	-	-	-
<b>Total</b>	<b>160,525,428</b>	<b>610,502,901</b>	<b>160,525,428</b>	<b>611,107,680</b>

#### 4.36 Personnel Expense

	Group		Bank	
	Year ended 31 Asadh 2077	Year ended 31 Asadh 2076	Year ended 31 Asadh 2077	Year ended 31 Asadh 2076
Salary	862,856,311	764,131,535	856,545,512	759,575,350
Allowances	617,472,920	598,462,373	617,110,705	597,363,715
Gratuity and Pension expense	441,626,995	653,489,193	441,626,995	653,489,193
Provident fund	89,848,920	72,531,381	89,848,920	72,531,381
Uniform	29,291,080	36,016,620	29,171,080	36,016,620
Training & development expense	31,521,928	44,011,065	31,470,627	44,011,065

**Rastriya Banijya Bank Limited**  
**Notes forming part of the financial statements**

Leave encashment	91,927,254	146,870,041	91,701,050	146,674,748
Medical	179,857,340	159,594,625	179,857,340	159,594,625
Insurance	4,657,163	8,434,795	4,576,253	8,434,795
Employees incentive	-	-	-	-
Cash-settled share-based payments	-	-	-	-
Pension expense	-	-	-	-
Finance expense under NFRS	133,250,464	-	133,250,464	-
Other expenses related to staff	301,418,878	265,424,322	300,618,571	265,243,466
<b>Subtotal</b>	<b>2,783,729,253</b>	<b>2,748,965,952</b>	<b>2,775,777,517</b>	<b>2,742,934,960</b>
Employees bonus	329,040,795	348,541,308	328,145,059	348,219,086
<b>Grand total</b>	<b>3,112,770,049</b>	<b>3,097,507,260</b>	<b>3,103,922,576</b>	<b>3,091,154,046</b>

Provision for staff bonus is a mandatory requirement under the requirement of the Bonus Act, 2030. The Provision for staff bonus has been computed as 5 percent(5%) of profit before bonus and taxes. Refer Note 5.19

All expenses related to employees of a bank has been included under this head. Staff Loans are measured at fair value using the market rates.

**4.36.1 Gratuity and Pension Expenses**

	<b>Group</b>		<b>Bank</b>	
	<b>Year ended 31 Asadh 2077</b>	<b>Year ended 31 Asadh 2076</b>	<b>Year ended 31 Asadh 2077</b>	<b>Year ended 31 Asadh 2076</b>
Gratuity and Pension	305,359,538	768,761,255	305,359,538	768,761,255
Endowment Insurance Fund	136,267,457	(115,272,062)	136,267,457	(115,272,062)
<b>Grand Total</b>	<b>441,626,995</b>	<b>653,489,193</b>	<b>441,626,995</b>	<b>653,489,193</b>

**4.36.2 Other Expenses related to Staff**

	<b>Group</b>		<b>Bank</b>	
	<b>Year ended 31 Asadh 2077</b>	<b>Year ended 31 Asadh 2076</b>	<b>Year ended 31 Asadh 2077</b>	<b>Year ended 31 Asadh 2076</b>
Welfare Provident fund	121,941,368	94,633,401	121,941,368	94,633,401
Overtime	10,325,123	5,961,489	10,325,123	5,961,489
Dashain expenses	97,292,482	94,850,112	97,292,482	94,850,112
Employees Loan and others Waivers	-	1,790,439	-	1,790,439
Miscellaneous	71,859,906	68,188,881	71,059,598	68,008,025
Interest cost of FV of employee loans	133,250,464	-	133,250,464	-
<b>Grand Total</b>	<b>434,669,343</b>	<b>265,424,322</b>	<b>433,869,035</b>	<b>265,243,466</b>

**4.37 Other operating expense**

	<b>Group</b>		<b>Bank</b>	
	<b>Year ended 31 Asadh 2077</b>	<b>Year ended 31 Asadh 2076</b>	<b>Year ended 31 Asadh 2077</b>	<b>Year ended 31 Asadh 2076</b>
Directors' fee	3,095,670	3,608,325	2,995,170	3,481,525
Directors' expense	1,301,630	1,284,269	1,281,340	1,254,536
Auditors' remuneration	6,267,973	6,160,080	6,099,603	5,986,342
Other audit related expense	1,976,227	4,806,565	1,946,397	4,769,153
Professional and legal expense	40,101,059	29,419,151	40,101,059	29,419,151
Office administration expense	856,328,362	726,253,375	855,103,079	724,131,492
Operating lease expense	246,012,646	219,266,333	246,012,646	219,266,333
Operating expense of investment properties	-	-	-	-
Corporate social responsibility expense	51,529,719	14,454,692	51,529,719	14,454,692
Onerous lease provisions	-	-	-	-
Other	71,276,937	129,876,125	71,149,938	128,980,985
<b>Total</b>	<b>1,277,890,222</b>	<b>1,135,128,913</b>	<b>1,276,218,950</b>	<b>1,131,744,208</b>

All operating expense other than those relating to personnel expense are recognized and presented under this account head. The expenses covered under this account head includes office administration expense, other operating and overhead expense, directors' emoluments, remuneration and non audit fee paid to auditors, professional and legal expense, expense of restructuring, impairment of non financial assets, expense of corporate social responsibility, etc.

No individual operating lease has terms and conditions that significantly affect the amount, timing and certainty of the consolidated cash flows of the Group.



## Rastriya Banija Bank Limited

### Notes forming part of the financial statements

#### 4.37.1 Office administration expense

Office Administration Expense comprises the following items:

	Group		Bank	
	Year ended 31 Asadh 2077	Year ended 31 Asadh 2076	Year ended 31 Asadh 2077	Year ended 31 Asadh 2076
Electricity and Water	68,058,509	68,488,286	67,876,497	68,454,684
<b>Repair &amp; Maintenance</b>	<b>50,656,779</b>	<b>46,795,238</b>	<b>50,479,335</b>	<b>46,445,031</b>
a. Building	22,224,038	14,845,607	22,224,038	14,845,607
b. Vehicle	10,616,939	10,531,354	10,439,495	10,531,354
c. Others	17,815,803	21,418,277	17,815,803	21,068,071
Insurance	22,089,163	29,241,526	22,053,654	29,217,901
Postage, Telex, Telephone, Fax	71,499,548	56,506,559	71,422,471	56,385,558
Office Equipment, Furniture and Repair	14,065,090	13,755,047	14,065,090	13,755,047
Travelling Allowance and Expenses	23,572,313	47,580,858	23,572,313	47,435,558
Stationary and Printing	90,246,459	62,894,529	89,995,351	62,629,564
Periodicals and Books	3,252,047	3,002,001	3,233,639	2,996,368
Advertisements	72,812,807	34,013,229	72,776,693	33,857,635
Entertainment	13,869,166	7,728,354	13,714,260	7,566,903
Amortisation	-	-	-	-
Security Expenses	212,021,208	179,432,765	212,021,208	179,432,765
Fuel & Lubricants	51,020,973	51,000,086	51,020,973	50,930,666
Rates & Taxes	16,916,767	17,842,452	16,916,767	17,841,807
Reward	1,090,000	52,525	1,090,000	52,525
Membership & Subscription	1,172,550	1,993,790	1,123,100	1,235,105
Cleaning Expenses	92,095,284	60,317,507	91,865,106	60,317,507
Local Conveyance Transportation	11,101,212	9,363,848	11,089,760	9,332,093
Service Charges	40,788,487	36,244,775	40,786,862	36,244,775
<b>Total</b>	<b>856,328,362</b>	<b>726,253,375</b>	<b>855,103,079</b>	<b>724,131,492</b>

#### 4.37.2 Other

Other comprises the following items:

	Group		Bank	
	Year ended 31 Asadh 2077	Year ended 31 Asadh 2076	Year ended 31 Asadh 2077	Year ended 31 Asadh 2076
Annual General Meeting Expenses	866,536	853,698	819,252	722,997
Loan Recovery Expenses	5,098,588	4,054,181	5,098,588	4,054,181
Recruitment Expenses	46,365,914	7,524,731	46,365,914	7,524,731
Provision for advances	82,849,576	60,687,967	82,827,976	60,687,967
Others	18,924,299	56,755,550	18,866,184	55,991,108
<b>Total</b>	<b>154,104,913</b>	<b>129,876,127</b>	<b>153,977,914</b>	<b>128,980,985</b>

#### 4.38 Depreciation & Amortisation

	Group		Bank	
	Year ended 31 Asadh 2077	Year ended 31 Asadh 2076	Year ended 31 Asadh 2077	Year ended 31 Asadh 2076
Depreciation on property and equipment	207,226,794	157,811,047	206,248,737	156,662,082
Depreciation on investment property	-	-	-	-
Amortisation of intangible assets	11,792,758	6,412,061	11,685,339	6,336,810
<b>Total</b>	<b>219,019,551</b>	<b>164,223,107</b>	<b>217,934,075</b>	<b>162,998,892</b>

Depreciation is the systematic allocation of the depreciable amount of an asset over its useful life. Amortization is the systematic allocation of the depreciable amount of an intangible asset over its useful life. Depreciation is measured and recognized as per NFRS on property and equipment, and investment properties, and amortization of intangible assets is presented under this account head.

## Rastriya Banijya Bank Limited

### Notes forming part of the financial statements

#### 4.39 Non operating income

	Group		Bank	
	Year ended 31 Asadh 2077	Year ended 31 Asadh 2076	Year ended 31 Asadh 2077	Year ended 31 Asadh 2076
Recovery of loan written off	295,097,899	132,646,706	295,097,899	132,646,706
Other income	-	13,794,748	-	13,794,748
<b>Total</b>	<b>295,097,899</b>	<b>146,441,454</b>	<b>295,097,899</b>	<b>146,441,454</b>

The incomes that have no direct relationship with the operation of transactions are presented under this head.

#### 4.40 Non operating expense

	Group		Bank	
	Year ended 31 Asadh 2077	Year ended 31 Asadh 2076	Year ended 31 Asadh 2077	Year ended 31 Asadh 2076
Loan written off	-	-	-	-
Redundancy provision	-	-	-	-
Expense of restructuring	-	-	-	-
Other expense	-	713,557	-	713,557
<b>Total</b>	<b>-</b>	<b>713,557</b>	<b>-</b>	<b>713,557</b>

The expenses that have no direct relationship with the operation of transactions are presented under this head. The expense covered under this account head includes loan written off, recovery of loan, redundancy provision, expense of restructuring etc.

#### 4.41 Income tax expense

	Group		Bank	
	Year ended 31 Asadh 2077	Year ended 31 Asadh 2076	Year ended 31 Asadh 2077	Year ended 31 Asadh 2076
<b>Current tax expense</b>				
Current year	1,274,270,624	410,388,605	1,269,572,745	408,455,272
Adjustments for prior years	34,796,388	36,647,484	34,796,388	36,647,484
<b>Deferred tax expense</b>				
Origination and reversal of temporary differences	552,416,618	1,124,539,495	553,070,835	1,124,539,495
Changes in tax rate	-	-	-	-
Recognition of previously unrecognised tax losses	-	-	-	-
<b>Total income tax expense</b>	<b>1,861,483,630</b>	<b>1,571,575,583</b>	<b>1,857,439,968</b>	<b>1,569,642,250</b>

The amount of income tax on net taxable profit is recognized and presented under this account head. This account head includes current tax expense and deferred tax expense/deferred tax income.

##### 4.41.1: Reconciliation of tax expense and accounting profit

	Group		Bank	
	Year ended 31 Asadh 2077	Year ended 31 Asadh 2076	Year ended 31 Asadh 2077	Year ended 31 Asadh 2076
Profit before tax	6,246,166,519	6,616,162,628	6,234,756,130	6,616,162,628
Tax amount at tax rate of 30%	1,873,849,956	1,984,848,788	1,870,426,839	1,984,848,788
Add: Tax effect of expenses that are not deductible for tax purpose	489,045,616	-	488,406,039	-
Less: Tax effect on exempt income	(511,614,901)	-	(512,192,815)	-
Add/less: Tax effect on other items	10,202,959	-	10,799,905	-
<b>Total income tax expense</b>	<b>1,861,483,630</b>	<b>1,984,848,788</b>	<b>1,857,439,968</b>	<b>1,984,848,788</b>
<b>Effective tax rate</b>	<b>29.80%</b>	<b>30%</b>	<b>29.79%</b>	<b>30%</b>

**Rastriya Banijya Bank Limited**  
**Statement of distributable profit or loss**  
**For the year ended 2077 Asadh End**

Particulars	For the Year Ended on 2077 Asadh End	For the Year Ended on 2076 Asadh End
Opening balance of Retained Earnings	1,394,490,944	(3,936,371,727)
<b>Adjustments:</b>		
Dividend Distributed	(1,080,575,484)	
Derecognition of Accrued Interest Receivable up to previous Year (-)	-	(1,599,917,396)
Accrued Interest Adjustment	-	(7,524,440)
Prior period Income(+)/(-)	-	35,598,595
<b>Restated Opening Balance of Retained Earnings</b>	<b>313,915,460</b>	<b>(5,508,214,967)</b>
<b>Net profit or (loss) for the year</b>	<b>4,377,316,161</b>	<b>5,046,520,378</b>
<b>1. Appropriations:</b>		
<b>1.1 Profit required to be appropriated to statutory reserve</b>	<b>824,575,940</b>	<b>1,036,567,316</b>
a. General reserve	875,463,232	1,009,304,076
b. Capital redemption reserve	-	-
c. Foreign exchange fluctuation fund	1,801,761	-
d. Corporate social responsibility fund	(7,756,557)	36,010,512
e. Employees' training fund	(31,470,627)	(3,747,271)
f. Other	(13,461,869)	(5,000,000)
<b>Profit or (loss) before regulatory adjustment</b>	<b>3,552,740,221</b>	<b>4,009,953,062</b>
<b>Regulatory adjustment :</b>		
a. Interest receivable (-)/previous accrued interest received (+)	(824,331,582)	3,358,584,152
b. Short loan loss provision in accounts (-)/reversal (+)		
c. Short provision for possible losses on investment (-)/reversal (+)		
d. Short loan loss provision on Non Banking Assets (-)/resersal (+)	3,613,587	(19,079,754)
e. Deferred tax assets recognised (-)/ reversal (+)	(258,004,314)	713,263,083
f. Goodwill recognised (-)/ impairment of Goodwill (+)		
g. Bargain purchase gain recognised (-)/resersal (+)		
h. Acturial loss recognised (-)/reversal (+)	(2,065,821,939)	(1,160,014,631)
i. Other (+/-)		
-Debt securities recognised at amortised cost		
Other Reserve		
-Fair value reserve	39,502,364	
Distributable profit or (loss)	-	-
<b>Distributable profit or (loss) for the Year</b>	<b>447,698,338</b>	<b>6,902,705,911</b>
<b>Retained Earnings consolidated from Merger of NIDC</b>	<b>-</b>	<b>-</b>
<b>Net Distributable Profit up to this year</b>	<b>761,613,798</b>	<b>1,394,490,944</b>



राष्ट्रिय वाणिज्य बैंक लि.

RASTRIYA BANIJYA BANK LTD.

...तपाईंको आफ्नै बैंक



...तपाईंको आफ्नै बैंक

# राष्ट्रिय वाणिज्य बैंक लिमिटेड

आ.व. २०७६/०७७ को  
लेखा नीति तथा लेखा सम्बन्धी महत्वपूर्ण टिप्पणीहरू



## 1. Reporting Entity

Rastriya Banijya Bank Limited ("the Bank"), the commercial bank majorly owned by Government of Nepal (99.97%); was established on 10 Magh 2022 (23 January 1966) under the Rastriya Banijya Bank Act, 2021. The Bank was re-registered as a public limited company on 6 Baishakh 2063 (19 May 2006) under the Companies Act, 2063 with its registered and central office in Kathmandu.

The Bank operates commercial banking activities as Class "Ka" financial institution under the license from Nepal Rastra Bank. The operations of the branch were carried out this year from the various 240 Branches, 7 Province Offices in Nepal.

### 1.1. Subsidiary

RBB Merchant Banking Limited is a wholly owned subsidiary company of the Bank which was incorporated on 15 Magh 2072 (29 January 2016), as a public limited company under the Companies Act, 2063. The subsidiary holds license to provide merchant banking and investment banking services under the Merchant Banking Regulations, 2065. The financial statement of the subsidiary was considered for preparing the consolidated financial statements of the Bank.

Everest Food Limited, is another subsidiary of the Bank, but not considered for preparing the consolidated financial statements of the Bank as it was defunct since a long period and its financial statement were not available.

### 1.2. "The Group" represents the Bank and RBB Merchant Banking Limited.

## 2. Basis of Preparation

### 2.1 Statement of Compliance

The financial statements have been prepared in accordance with applicable Nepal Financial Reporting Standards (NFRS) read along with the approved carve-outs and in the format as per Directive No. 4 of NRB Directives, 2076. Historical cost convention was used for financial statement recognition and measurement except otherwise required by NFRS. Where, other method(s), other than historical costs, such as fair value has been applied, these have been disclosed in accordance with the applicable reporting framework.

The amounts of financial statements were presented in Nepalese Rupee (NPR) being the functional currency of the Bank. The figures were rounded to the nearest rupee except where indicated otherwise.

The financial statements comprise the Statement of Financial Position, Statement of Profit or Loss, Statement of Other Comprehensive Income, the Statement of Changes in Equity, the Statement of Cash Flows and the Notes to the Accounts.

### 2.2 Reporting period and approval of financial statements

The Bank has, for the preparation of financial statements, adopted the NFRS pronounced by Accounting Standard Board of Nepal with effect from fiscal year 2074/75. The Bank has prepared financial statement for the fiscal year 2076/77 in accordance with NFRS.

The financial statements of the Bank along with the accompanied notes to the financial statements were approved by the Board of Directors in its 2437<sup>th</sup> meeting held on 2077 Poush 28 and the Board acknowledges the responsibility of preparation of the financial statements. The approved financial statements have been recommended for approval of the shareholders in the 15<sup>th</sup> annual general meeting of the Bank.

### 2.3 Use of Estimates, Assumptions and Judgments

The Bank, under NFRS, is required to apply accounting policies to most appropriately suit its circumstances and operating environment. Further, the Bank is required to make judgments in respect of items where the choice of specific policy, accounting estimate or assumption to be followed could materially affect the financial statements. This may later be determined that a different choice could have been more appropriate. It is also required to make estimates and assumptions that will affect the assets, liabilities, disclosure of contingent assets and liabilities, and profit or loss as reported in the financial statements. The Bank applies estimates in preparing and presenting the financial statements and such estimates and underlying assumptions are reviewed periodically. The revision to accounting estimates are recognized in the period in which the estimates are revised, and are applied prospectively.

The accounting policies as explained in Section 3 herein were consistently applied to all the years presented except otherwise stated. They were further included in the relevant notes for each item of the financial

statements, and the effect and nature of the changes, if any, were disclosed. The accounting estimates were appropriately disclosed in the relevant sections of the Notes wherever the estimates have been applied along with the nature and effect of changes of accounting estimates, if any.

The accounting policies are to be applied consistently. Changes in accounting policies, if any, are to be disclosed with the financial impact to the extent possible. When policies are not guided by the reporting framework, NFRS, other reporting standards and generally accepted accounting principles are to be followed.

### 2.3.1 Going Concern

The financial statements were prepared on a going concern basis as the Bank has adequate resources to continue in business for the foreseeable future. In making this assessment, a wide range of information was considered, which were relevant to present and future conditions, including future projections of profitability, cash flows and capital resources.

## 2.4 Reporting Pronouncements

The Bank has, for the preparation of financial statements, adopted the NFRS pronounced by Accounting Standard Board (ASB) of Nepal as effective on September 13, 2013. The NFRS conform, in all material respect, to International Financial Reporting Standards (IFRS) as issued by the International Accounting Standards Board (IASB).

However, the Institute of Chartered Accountants of Nepal (ICAN) vide its notice dated September 20, 2018 has resolved that Carve-outs in NFRS with Alternative Treatment and effective period shall be provided to the Banks and Financial Institutions regulated by NRB on the specific recommendation of Accounting Standard Board (ASB). Details of carve out provided are as follows.

### 2.4.1 NFRS 10: Consolidated Financial Statements

In para 19 of NFRS 10, a parent shall prepare consolidated financial statements using uniform accounting policies for like transactions and other events in similar circumstances *unless it is impracticable to do so*.

The carve out is optional and has been provided for the FY 2017-18 to 2019-20 and the bank has opted the carve out. Accordingly, Bank's investment in RBB Merchant Banking Limited, a 100% owned subsidiary, has been consolidated.

### 2.4.2 NAS 39: Financial Instruments: Recognition and Measurement

#### a) Impairment

In para 58, an entity shall assess at the end of each reporting period whether there is any objective evidence that a financial asset or group of financial assets measured at amortized cost is impaired. If any such evidence exists, the entity shall apply paragraph 63 to determine the amount of any impairment loss *unless the entity is bank or financial institutions registered as per Bank and Financial Institutions Act, 2073. Such entities shall measure impairment loss on loan and advances as the higher of amount derived as per norms prescribed by Nepal Rastra Bank for loan loss provision and amount determined as per paragraph 63; and shall apply paragraph 63 to measure the impairment loss on financial assets other than loan and advances. The entity shall disclose the impairment loss as per this carve-out and the amount of impairment loss determined as per paragraph 63.*

The carve out is not optional and has been provided for the FY 2017-18 to 2019-20. Bank will measure the impairment of loan and advances to customers as higher of the impairment as assessed under NFRS or as per the norms prescribed by Nepal Rastra Bank. The provision is mandatory where impairment under NFRS and impairment under NRB norms has been disclosed for comparison and the higher of the two is charged as impairment and recognized in the financial statements.

#### b) *Impracticability to determine transaction cost of all previous years which is the part of effective interest rate*

In para 9, The effective interest rate is the rate that exactly discounts estimated future cash payments or receipts through the expected life of the financial instrument or, when appropriate, a shorter period to the net carrying amount of the financial asset or financial liability. When calculating the effective interest rate, an entity shall estimate cash flows considering all contractual terms of the financial instrument (for example, prepayment, call and similar options) but shall not consider future credit losses. The calculation includes all fees paid or received, *unless it is immaterial or impracticable to determine reliably*, between parties to the contract that are an integral part of the effective interest rate (see NAS 18 Revenue), transaction costs and all other premiums or discounts. There is a presumption that the cash flows and the expected life of a group of similar financial instruments can be estimated reliably. However, in those rare cases when it is not possible to estimate reliably the cash flows or the expected life of a financial instrument (or group of financial instruments), the entity shall use the contractual cash flows over the full contractual term of the financial instrument (or group

of financial instruments).

The carve out is optional and has been provided for the FY 2019-20. Accordingly, the bank has opted the carve out.

## 2.5 New Standards in issue but not yet effective

For the reporting of financial instruments, NAS 32 Financial Instruments, Presentation, NAS 39 Financial Instruments Recognition and Measurements and NFRS 7 Financial Instruments – Disclosures have been applied. NFRS 9 has been complied for the classification of Financial Instruments.

A number of new standards and amendments to the existing standards and interpretations have been issued by ASB after the pronouncements of NFRS with varying effective dates. Those standards have not become mandatorily applicable in the current fiscal year.

## 2.6 New Standards and Interpretations Not adapted

The following amendments are not mandatory for 2019 and have not been early adopted by the group. The Bank is still currently assessing the detailed impact of these amendments.

### 2.6.1 NFRS 9 'Financial Instruments'-Impairment

IFRS 9 'Financial Instruments' was issued by the IASB in July 2014 and effective internationally for the financials beginning on or after 1 January 2018. Accounting Standard Board of Nepal endorsed NFRS 9 Financial Instruments with mandatory application from the fiscal year 2078-79. Currently, Incurred Loss Model as specified in NAS 39 is used. The requirement of NFRS 9 is Expected Credit Loss Model.

#### Expected Credit Loss Model (ECL) of Impairment

The Expected Credit Loss (ECL) model is a forward-looking model. The ECL estimates are unbiased, probability-weighted, and include supportable information about past events, current conditions, and forecasts of future economic conditions.

Under the general approach, NFRS 9 recognizes three stage approach to measure expected credit losses and recognized interest income.

**Stage 1:** 12-month ECL – No significantly increased credit risk Financial instruments that have not had a significant increase in credit risk since initial recognition require, at initial recognition a provision for ECL associated with the probability of default events occurring within the next 12 months (12-month ECL). For those financial assets with a remaining maturity of less than 12 months, a Probability of Default (PD) is used that corresponds to the remaining maturity. Interest will be calculated on the gross carrying amount of the financial asset before adjusting for ECL

**Stage 2:** Lifetime ECL – Significantly increased credit risk in the event of a significant increase in credit risk since initial recognition, a provision is required for the lifetime ECL representing losses over the life of the financial instrument (lifetime ECL).

Interest income will continue to be recognised on a gross basis.

**Stage 3:** Lifetime ECL – Defaulted Financial instruments that move into Stage 3 once credit impaired and purchases of credit impaired assets will require a lifetime provision. Interest income will be calculated based on the gross carrying amount of the financial asset less ECL

The management is still assessing the potential impact on its financial statements, if Expected Credit Loss (ECL) model is introduced.

### 2.6.2 NFRS-15: Revenue from contract with customers:

The ASB issued a new standard for revenue recognition which overhauls the existing revenue recognition standards. The standard requires the following five step model framework to be followed for revenue recognition:

- Identification of the contracts with the customer
- Identification of the performance obligations in the contract
- Determination of the transaction price
- Allocation of the transaction price to the performance obligations in the contract (as identified in step ii)
- Recognition of revenue when the entity satisfies a performance obligation.

The new standard would be mandatory effective from the fiscal year 2078-79. The management is assessing the potential impact on its financial statements resulting from application of NFRS 15.

### 2.6.3 NFRS 16 'Leases'

IFRS 16 'Leases' is effective for annual periods beginning on or after 1 January 2019. IFRS 16 is the new accounting standard for leases and will replace IAS 17 'Leases' and IFRIC 4 'Determining whether an Arrangement contains a Lease'. The new standard removes the distinction between operating or finance leases for lessee accounting, resulting in all leases being treated as finance leases. All leases will be recognized on the statement of financial position with the optional exceptions for short-term leases with a lease term of less than 12 months and leases of low-value assets (for example mobile phones or laptops). A lessee is required to recognize a right-of-use asset representing its right to use the underlying leased asset and a lease liability representing its obligation to make lease payments. The main reason for this change is that this approach will result in a more comparable representation of a lessee's assets and liabilities in relation to other companies and, together with enhanced disclosures, will provide greater transparency of a lessee's financial leverage and capital employed. The standard permits a lessee to choose either a full retrospective or a modified retrospective transition approach.

NFRS 16 Leases has been adopted by the Accounting Standard Board of Nepal with mandatory effect from the fiscal year 2078-79.

### 2.7 Discounting

Discounting has been applied where assets and liabilities are non-current and the impact of the discounting is material.

### 2.8 Limitation of NFRS implementation

Wherever the information is not adequately available and the cost to develop the same would exceed the benefit derived, such exception to NFRS implementation has been noted and disclosed in respective sections.

## 3. Significant Accounting Policies

### 3.1 Basis of Measurement

The financial statements are prepared on a historical cost basis except for the following items which were measured or recognized as stated:

- 1) Financial assets and liabilities are measured at fair value at it's initial recognition. Subsequent recognition of FVTOCI and FVTPL financial instruments are measured at fair value.
- 2) Liabilities for defined benefit obligations are recognized at the present value of the defined benefit obligation after deducting the net of the plan assets, plus unrecognized actuarial gains, less unrecognized past service cost and unrecognized actuarial losses.

### 3.2 Basis of Consolidation

#### a. Business Combination

The assets and liabilities from business combination with the acquisition of NIDC during the FY 2074/75 were accounted for using the pooling of interest method as at the acquisition date when control was transferred to the Bank.

As both the erstwhile entities of RBB and NIDC were under common control of the government, the assets and liabilities of the combined entity were accounted using the existing book values of pre merged entities. No bargain purchase gain / goodwill was recognised as a result of the merger. Any difference between the book values was reflected within equity.

There is no business combination during the fiscal year 2076-77.

#### b. Non-Controlling Interest (NCI)

For each business combination, the Bank elects to measure any non-controlling interests in the acquiree either at fair value; or at their proportionate share of the acquiree's identifiable net assets, which are generally at fair value.

Changes in the Bank's interest in a subsidiary that do not result in a loss of control are accounted for as transactions with owners in their capacity as owners. Adjustments to non-controlling interests are based on a proportionate amount of the net assets of the subsidiary. No adjustments are made to goodwill and no gain or loss is recognised in profit or loss.

The Bank does not have any NCI as on reporting date.

#### c. Subsidiaries

Subsidiaries are the entities controlled by the Bank. The Bank controls an entity if it is exposed, or has rights, to variable returns from its involvement with the investee and has the ability to affect those returns through its

power over the investee. The Financial Statements of subsidiaries are included in the Consolidated Financial Statements from the date that control commences until the date that control ceases.

The Bank reassesses whether it has control if there are changes to one or more of the elements of control. In preparing the consolidated financial statements, the financial statements are combined line by line by adding the like items of assets, liabilities, equity, income, expenses and cash flows of the parent with those of its subsidiary. The carrying amount of the parent's investment in subsidiary and the parent's portion of equity of subsidiary are eliminated in full. All intra group assets and liabilities, equity, income, expenses and cash flows relating to transactions between entities of the group (such as interest income and technical fee) are eliminated in full while preparing the consolidated financial statements.

#### d. Loss of Control

Upon the loss of control, the Bank derecognizes the assets and liabilities of the subsidiary, carrying amount of non-controlling interests and the cumulative translation differences recorded in equity related to the subsidiary. Further parent's share of components previously recognized in Other Comprehensive Income (OCI) is reclassified to profit or loss or retained earnings as appropriate. Any surplus or deficit arising on the loss of control is recognized in the profit or loss. If the Group retains any interest in the previous subsidiary, then such interest is measured at fair value at the date that control is lost. Subsequently, it is accounted for as an equity-accounted investee or in accordance with the Group's accounting policy for financial instruments depending on the level of influence retained

#### e. Transaction Elimination on Consolidation

All intra-group balances and transactions, and any unrealized income and expenses (except for foreign currency transaction gains or losses) arising from intra-group transactions are eliminated in preparing the consolidated financial statements. Unrealized losses are eliminated in the same way as unrealized gains, but only to the extent that there is no evidence of impairment

### 3.3 Cash and Cash equivalent

Cash and cash equivalents include notes and coins on hand and highly liquid financial assets with original maturities of three months or less from the acquisition date that are subject to an insignificant risk of changes in their fair value and are used by the Bank in the management of its short-term commitments. Cash and cash equivalents are carried at amortised cost in the statement of financial position.

### 3.4 Financial Assets and Financial Liabilities

#### 3.4.1 Recognition

The Bank initially recognizes a financial asset or a financial liability in its statement of financial position when, and only when, it becomes party to the contractual provisions of the instrument. The Bank initially recognize loans and advances, deposits and debt securities/ subordinated liabilities issued on the date that they are originated which is the date that the Bank becomes party to the contractual provisions of the instruments. Investments in equity instruments, bonds, debenture, Government securities, NRB bond or deposit auction, reverse repos, outright purchase are recognized on trade date at which the Bank commits to purchase/ acquire the financial assets. Regular way purchase and sale of financial assets are recognized on trade date at which the Bank commits to purchase or sell the asset.

#### Classification

##### Financial Assets

The Bank classifies the financial assets as subsequently measured at amortized cost or fair value on the basis of the Bank's business model for managing the financial assets and the contractual cash flow characteristics of the financial assets. The two classes of financial assets are as follows;

- a) Financial assets measured at amortized cost: a financial asset is measured at amortized cost if the asset is held within a business model whose objective is to hold assets in order to collect contractual cash flows and if the contractual terms of the financial asset give rise on specified dates to cash flows that are solely payments of principal and interest on the principal amount outstanding.
- b) Financial assets measured at fair value: a financial asset other than those measured at amortized cost are measured at fair value. They are further classified into two categories as below:
  - Financial assets are measured at fair value through profit or loss if they are held for trading or are designated at fair value through profit or loss. Upon initial recognition, transaction cost directly attributable to the acquisition are recognized in profit or loss as incurred. Such assets are subsequently measured at fair value and changes in fair value are recognized in Statement of Profit or Loss.
  - Financial assets are measured at fair value through other comprehensive income if the Investment in an equity instrument that is not held for trading and at the initial recognition, the Bank makes an



irrevocable election that the subsequent changes in fair value of the instrument is to be recognized in other comprehensive income are classified as financial assets at fair value through other comprehensive income. Such assets are subsequently measured at fair value and changes in fair value are recognized in other comprehensive income.

### **Financial Liabilities**

The Bank classifies its financial liabilities, other than financial guarantees and loan commitments, as follows:

- Financial Liabilities at Fair Value through Profit or Loss: Financial liabilities are classified at fair value through profit or loss if they are held for trading or are designated at fair value through profit or loss. Upon initial recognition, transaction cost directly attributable to the acquisition are recognized in Statement of Profit or Loss as incurred. Subsequent changes in fair value is recognized at profit or loss
- Financial Liabilities measured at amortised cost: Financial liabilities other than those measured at fair value through profit or loss are classified as subsequently measured at amortized cost using effective interest method.

### **3.4.2 Measurement**

#### **Initial Measurement**

A financial asset or financial liability is measured initially at fair value plus or minus, for an item not at fair value through profit or loss, transaction costs that are directly attributable to its acquisition or issue. Transaction cost in relation to financial assets and liabilities at fair value through profit or loss are recognized in Statement of Profit or Loss.

#### **Subsequent Measurement**

A financial asset or financial liability is subsequently measured either at fair value or at amortized cost based on the classification of the financial asset or liability. Financial asset or liability classified as measured at amortized cost is subsequently measured at amortized cost using effective interest rate method.

The amortized cost of a financial asset or financial liability is the amount at which the financial asset or financial liability is measured at initial recognition minus principal repayments, plus or minus the cumulative amortization using the effective interest method of any difference between that initial amount and the maturity amount, and minus any reduction for impairment or uncollectibility.

Financial assets classified at fair value are subsequently measured at fair value. The subsequent changes in fair value of financial assets at fair value through profit or loss are recognized in Statement of Profit or Loss whereas of financial assets at fair value through other comprehensive income are recognized in other comprehensive income.

### **3.4.3 De-recognition**

#### **De-recognition of Financial Assets**

The Bank derecognizes a financial asset when the contractual rights to the cash flows from the financial asset expire, or it transfers the rights to receive the contractual cash flows in a transaction in which substantially all the risks and rewards of ownership of the financial asset are transferred or in which the Bank neither transfers nor retains substantially all the risks and rewards of ownership and it does not retain control of the financial asset.

On de-recognition of a financial asset, the difference between the carrying amount of the asset (or the carrying amount allocated to the portion of the asset transferred) and the consideration received (including any new asset obtained less any new liability assumed) shall be recognized in Statement of Profit or Loss.

In transactions in which the Bank neither retains nor transfers substantially all the risks and rewards of ownership of a financial asset and it retains control over the asset, the Bank continues to recognize the asset to the extent of its continuing involvement, determined by the extent to which it is exposed to changes in the value of the transferred asset.

#### **De-recognition of Financial Liabilities**

A financial liability is derecognized when the obligation under the liability is discharged or canceled or expired. Where an existing financial liability is replaced by another from the same lender on substantially different terms, or the terms of an existing liability are substantially modified, such an exchange or modification is treated as a de-recognition of the original liability and the recognition of a new liability. The difference between the carrying value of the original financial liability and the consideration paid is recognized in Statement of Profit or Loss.

### **3.4.4 Determination of Fair Value**

Fair value is the amount for which an asset could be exchanged, or a liability settled, between knowledgeable, willing parties in an arm's length transaction on the measurement date. The fair value of a liability reflects its

non-performance risk. The fair values are determined according to the following hierarchy:

**Level 1** fair value measurements are those derived from unadjusted quoted prices in active markets for identical assets or liabilities.

**Level 2** valuations are those with quoted prices for similar instruments in active markets or quoted prices for identical or similar instruments in inactive markets and financial instruments valued using models where all significant inputs are observable.

**Level 3** portfolios are those where at least one input, which could have a significant effect on the instrument's valuation, is not based on observable market data.

When available, the Bank measures the fair value of an instrument using quoted prices in an active market for that instrument. A market is regarded as active if quoted prices are readily and regularly available and represent actual and regularly occurring market transactions on an arm's length basis. If a market for a financial instrument is not active, the Bank establishes fair value using a valuation technique. Valuation techniques include using recent arm's length transactions between knowledgeable, willing parties (if available), reference to the current fair value of other instruments that are substantially the same, discounted cash flow analyses.

The best evidence of the fair value of a financial instrument at initial recognition is the transaction price – i.e. the fair value of the consideration given or received. However, in some cases, the fair value of a financial instrument on initial recognition may be different to its transaction price. If such fair value is evidenced by comparison with other observable current market transactions in the same instrument (without modification) or based on a valuation technique whose variables include only data from observable markets, then the difference is recognized in profit or loss on initial recognition of the instrument. In other cases, the difference is not recognized in profit or loss immediately but is recognized over the life of the instrument on an appropriate basis or when the instrument is redeemed, transferred or sold, or the fair value becomes observable.

All unquoted equity instruments are recorded at average of price determined as per Capitalised Earning Method and Net Assets Value per share. Entities of which no data is whatsoever available, valuation has been done at cost net of impairment if any.

### 3.4.5 Impairment

At each reporting date the Bank assesses whether there is any indication that an asset may have been impaired. If such indication exists, the recoverable amount is determined. A financial asset or a group of financial assets is impaired and impairment losses are incurred if, and only if, there is objective evidence of impairment as a result of one or more events occurring after the initial recognition of the asset (a loss event), and that loss event (or events) has an impact on the estimated future cash flows of the financial asset or group of financial assets that can be reliably estimated.

The Bank considers the following factors in assessing objective evidence of impairment:

- Whether the counterparty is in default of principal or interest payments.
- When a counterparty files for bankruptcy and this would avoid or delay discharge of its obligation.
- Where the Bank initiates legal recourse of recovery in respect of a credit obligation of the counterpart.
- Where the Bank consents to a restructuring of the obligation, resulting in a diminished financial obligation, demonstrated by a material forgiveness of debt or postponement of scheduled payments.
- Where there is observable data indicating that there is a measurable decrease in the estimated future cash flows of a group of financial assets, although the decrease cannot yet be identified with specific individual financial assets.

The Bank considers evidence of impairment for loans and advances and amortised cost investment securities at both a specific asset and collective level. All individually significant loans and advances and amortised cost investment securities are assessed for specific impairment. Those found not to be specifically impaired are then collectively assessed for any impairment that has been incurred but not yet identified.

Loans and advances and amortised cost investment securities that are not individually significant are collectively assessed for impairment by grouping together loans and advances and amortised cost investment securities with similar risk characteristics. Impairment test is done on annual basis for trade receivables and other financial assets based on the internal and external indication observed.

In assessing collective impairment, the Bank uses statistical modelling of historical trends of the probability of default, the timing of recoveries and the amount of loss incurred, adjusted for management's judgment as to whether current economic and credit conditions are such that the actual losses are likely to be greater or less than suggested by historical trends. Default rates, loss rates and the expected timing of future recoveries are regularly benchmarked against actual outcomes to ensure that they remain appropriate.

a) **Impairment losses on assets measured at amortized cost**

**As per NAS 39**

Financial assets carried at amortized cost (such as amounts due from Banks, loans and advances to customers as well as held-to-maturity investments are impaired, and impairment losses are recognized, only if there is objective evidence as a result of one or more events that occurred after the initial recognition of the asset. The amount of the loss is measured as the difference between the asset's carrying amount and the deemed recoverable value of loan.

Loans and advances to customers with significant value (Principal outstanding Rs 100 million or more) and borrowers classified as Non Performing as per Nepal Rastra Bank Directives are assessed for individual impairment test. The recoverable value of loan is estimated on the basis of realizable value of collateral and the conduct of the borrower/past experience of the bank. Assets that are individually assessed and for which no impairment exists are grouped with financial assets with similar credit risk characteristics and collectively assessed for impairment. The credit risk statistics for each group of the loan and advances are determined by management prudently based on the past experience. For the purpose of collective assessment of impairment, the assets are categorized in to the following nine broad products as follows:

1. Term Loan
2. Auto Loan
3. Home Loan
4. Personal Loan
5. Overdraft
6. Other Working Capital Loan
7. Gold Loan
8. Deprived & Priority Sector Loan
9. Other Loan

If, in a subsequent year, the amount of the estimated impairment loss increases or decreases because of an event occurring after the impairment was recognized, the previously recognized impairment loss is increased or reduced by adjusting the income statement. If a future write-off is later recovered, the recovery is credited to the 'Income Statement'.

**As per Loan Loss Provision of Nepal Rastra Bank**

Loan loss provisions in respect of non-performing loans and advances are based on management's assessment of the degree of impairment of the loans and advances, subject to the minimum provisioning level prescribed in relevant NRB guidelines. Provision is made for possible losses on loans and advances including bills purchased at 1% to 100% on the basis of classification of loans and advances, overdraft and bills purchased in accordance with NRB directives.

**Policies Adopted**

As per the NFRS Carve out, the Bank measured impairment loss on loan and advances as the higher of amount derived as per norms prescribed by Nepal Rastra Bank for loan loss provision and amount determined as per paragraph 63 of NAS 39.

**3.5 Trading Assets and Liabilities**

Trading assets and liabilities are those assets and liabilities that the Bank acquires or incurs principally for the purpose of selling or repurchasing in the near term, or holds as part of a portfolio that is managed together for short-term profit or position taking. They are initially recognized at fair value and subsequently measured at fair value in the statement of financial position, with transaction costs recognized in profit or loss. All changes in fair value are recognized as part of net trading income in profit or loss as regarded as fair value through profit & loss account.

**3.6 Derivatives Assets and Derivative Liabilities**

Derivatives held for risk management purposes include all derivative assets and liabilities that are not classified as trading assets or liabilities. Derivatives held for risk management purposes are measured at fair value in the statement of financial position. Hedge accounting is not adopted for certain derivatives held for risk management such as Forward Exchange Contracts.

### 3.7 Property and Equipment

#### a. Recognition and Measurement

The cost of an item of property and equipment shall be recognized as an asset, initially recognized at cost, if, and only if it is probable that future economic benefits associated with the item will flow to the entity; and if the cost of the item can be measured reliably.

Cost includes expenditure that is directly attributable to the acquisition of the asset. The cost of self-constructed assets includes the following:

- the cost of materials and direct labour;
- any other costs directly attributable to bringing the assets to a working condition for their intended use;
- when the Bank has an obligation to remove the asset or restore the site, an estimate of the costs of dismantling and removing the items and restoring the site on which they are located; and
- Capitalized borrowing costs.

The Bank adopts cost model for entire class of property and equipment. Neither, class of the property and equipment are measured at revaluation model nor is their fair value measured at the reporting date. Any revaluation reserve acquired from the merger accounted for using pooling of interest method are shown at the carrying amount. The items of property and equipment are measured at cost less accumulated depreciation and any accumulated impairment losses.

Purchased software that is integral to the functionality of the related equipment is capitalized as part of that equipment.

Subsequent expenditure is capitalized if it is probable that the future economic benefits from the expenditure will flow to the Bank. Ongoing repairs and maintenance to keep the assets in working condition are expensed as incurred. Any gain or loss on disposal of an item of property and equipment (calculated as the difference between the net proceeds from disposal and the carrying amount of the item) is recognized within other income in profit or loss.

#### b. Capital Work in Progress

Fixed assets under construction and cost of assets not ready for use are shown as capital work in progress.

#### c. Depreciation

Straight line method of depreciation on fixed assets is applied to allocate their cost to their residual values over their estimated useful life as per management judgment, as follows:

Class of assets	Revised useful life	Residual Value
Computer	up to 5 Years	1%
Furniture and Fixtures	up to 5 Years	2%
Office Equipment	up to 5 years	1%
Vehicle	up to 7 Years	5%
Building	up to 50 Years	10%
Leasehold	Lower of 15 Years or Lease Period	0
Software	5 years or expiry period whichever is lower	0

Assets costing less than Rs2,000 are fully charged to profit loss account in the year of purchase.

#### d. De-recognition

The carrying amount of Property and Equipment is derecognized on disposal or when no future economic benefits are expected from its use or disposal. The gain or loss arising from the de-recognition of an item of property and equipment is included in profit or loss when the item is derecognized (unless on a sale & lease back). The gain is classified as revenue.

### 3.8 Intangible Assets

#### Acquired Intangible Assets

Intangible assets are initially measured at fair value, which reflects market expectations of the probability that the future economic benefits embodied in the asset will flow to the Bank, and are amortized on the basis of their

expected useful lives.

### **Computer software**

Acquired computer software licenses are capitalized on the basis of the costs incurred to acquire and bring to use the specific software. Costs associated with the development of software are capitalized where it is probable that it will generate future economic benefits in excess of its cost. Computer software costs are amortized on the basis of expected useful life. Costs associated with maintaining software are recognized as an expense as incurred.

At each reporting date, these assets are assessed for indicators of impairment. In the event that an asset's carrying amount is determined to be greater than its recoverable amount, the asset is written down immediately. Amortization methods, useful lives and residual values are reviewed at each reporting date and adjusted if appropriate.

## **3.9 Investment Property/Non-Current Assets Held for Sale**

### **Investment Property**

Investment properties includes land or land and buildings other than those classified as property and equipment and non-current assets held for sale. Generally, it includes land, land and building acquired by the Bank as non-banking assets but not sold as on the reporting date.

The Bank holds investment property that has been acquired through enforcement of security over the loans and advances.

### **Non-Current Assets Held for Sale**

Non-current assets (such as property) and disposal groups (including both the assets and liabilities of the disposal groups) are classified as held for sale and measured at the lower of their carrying amount and fair value less cost to sell when: (i) their carrying amounts will be recovered principally through sale; (ii) they are FVTOCI in their present condition; and (iii) their sale is highly probable.

Immediately before the initial classification as held for sale, the carrying amounts of the assets (or assets and liabilities in a disposal group) are measured in accordance with the applicable accounting policies described above.

## **3.10 Income Tax**

Tax expense comprises current and deferred tax. Current tax and deferred tax are recognised in profit or loss except to the extent that they relate to items recognised directly in equity or in other comprehensive income.

### **a. Current Tax**

Current tax is the expected tax payable or recoverable on the taxable income or loss for the year, using tax rates enacted or substantively enacted at the reporting date, and any adjustment to tax payable in respect of previous years. Current tax payable also includes any tax liability arising from the declaration of dividends.

### **b. Deferred Tax**

Deferred tax is recognized in respect of temporary differences between the carrying amounts of assets and liabilities for financial reporting purposes and the amounts used for taxation purposes. Deferred income tax is determined using tax rate applicable to the Bank as at the reporting date which is expected to apply when the related deferred income tax asset is realized or the deferred income tax liability is settled.

Deferred tax assets are recognized where it is probable that future taxable profit will be available against which the temporary differences can be utilized.

## **3.11 Deposits, debts securities issued and subordinated liabilities**

### **a. Deposits**

The Bank accepts deposits from its customers under [savings account](#), [current account](#), term deposits and margin accounts which allows money to be deposited and withdrawn by the account holder. These transactions are recorded on the bank's books, and the resulting balance is recorded as a [liability](#) for the Bank and represents the amount owed by the Bank to the customer.

### **b. Debt Securities Issued**

Deposits, debt securities issued and subordinated liabilities are initially measured at fair value minus incremental direct transaction costs, and subsequently measured at their amortised cost using the effective interest method, except where the Group designates liabilities at fair value through profit or loss.



### c. Subordinated Liabilities

Subordinated liabilities are those liabilities which at the event of winding up are subordinate to the claims of depositors, debt securities issued and other creditors. The bank does not have any of such subordinated liabilities.

## 3.12 Provisions

The Bank recognizes a provision if, as a result of past event, the Bank has a present constructive or legal obligation that can be reliability measured and it is probable that an outflow of economic benefit will be required to settle the obligation.

A disclosure for contingent liability is made when there is a possible obligation or a present obligation that may but probably will not require an outflow of resources. When there is a possible obligation or a present obligation in respect of which the likelihood of outflow of resources is remote, no provision or disclosure is made.

A provision for onerous contract is recognized when the expected benefits to be derived by the Bank from a contract are lower than the unavoidable cost of meeting its obligation under the contract.

Provisions are reviewed at each reporting date and adjusted to reflect the current best estimate. If it is no longer probable that an outflow of resources would be required to settle the obligation, the provision is reversed. Contingent assets are not recognized in the financial statements. However, contingent assets are assessed continually and if it is virtually certain that an inflow of economic benefits will arise, the asset and related income are recognized in the period in which the change occurs.

## 3.13 Revenue Recognition

Revenue is the gross inflow of economic benefits during the period arising from the course of the ordinary activities of an entity when those inflows result in increases in equity, other than increases relating to contributions from equity participants. Revenue is recognized to the extent it is probable that the economic benefits will flow to the Bank and the revenue can be reliably measured. Revenue is not recognized during the period in which its recoverability of income is not probable. The Bank's revenue comprises of interest income, fees and commission, foreign exchange income, cards income, remittance income, bank assurance commission, etc. and the bases of incomes recognition are as follows:

### a. Interest Income

Interest income on FVTOCI assets and financial assets held at amortised cost shall be recognized using the bank's normal interest rate which is very close to effective interest rate using effective interest rate method.

For income from loans and advances to customers, initial charges are not amortised over the life of the loan and advances as the income so recognized closely approximates the income that would have been derived under effective interest rate method. The difference is not considered material. The Bank considers that the cost of exact calculation of effective interest rate method exceeds the benefit that would be derived from such compliance.

The effective interest method is a method of calculating the amortised cost of a financial asset or a financial liability and of allocating the interest income or interest expense over the relevant period. The effective interest rate is the rate that discounts estimated future cash payments or receipts through the expected life of the financial instrument or, when appropriate, a shorter period, to the net carrying amount of the financial asset or financial liability. When calculating the effective interest rate, the Bank estimates cash flows considering all contractual terms of the financial instrument (for example, prepayment options) but does not consider future credit losses. The calculation includes all fees paid or received between parties to the contract that are an integral part of the effective interest rate, transaction costs and all other premiums or discounts.

The Bank recognizes the interest income on loans and advances as per Guideline on Recognition of Interest Income, 2019 issued by Nepal Rastra Bank. The guideline requires bank to cease to accrue interest in case of loan where contractual payments of principal and/or interest are more than 12 months in arrears, irrespective of the net realizable value of collateral. Further, it also requires the bank to cease accrual of interest income in case of loans where contractual payments of principal and/or interest are more than 3 months in arrears and where the "net realizable value" of security is insufficient to cover payment of principal and accrued interest.

Gains and losses arising from changes in the fair value of financial instruments held at fair value through profit or loss are included in the statement of profit or loss in the period in which they arise. Contractual interest income and expense on financial instruments held at fair value through profit or loss is recognized within net interest income.

#### b. Fees & Commission

Fees and commissions are recognized on an accrual basis when the service has been provided or significant act performed whenever the benefit exceeds cost in determining such value. Whenever, the cost of recognizing fees and commissions on an accrual basis exceeds the benefit in determining such value, the fees and commissions are charged off during the year.

#### c. Dividend Income

Dividend income are recognized when right to receive such dividend is established. Usually this is the ex-dividend date for equity securities. Dividends are presented in net trading income, net income from other financial instruments at fair value through profit or loss or other revenue based on the underlying classification of the equity investment.

#### d. Net Trading Income

Net trading income comprises gains less losses related to trading assets and liabilities, and includes all realised and unrealised fair value changes, interest, dividends and foreign exchange differences.

#### e. Net Income from other financial instrument at fair value through Profit or Loss

Net income from other financial instruments at fair value through profit or loss relates to non-trading derivatives held for risk management purposes that do not form part of qualifying hedge relationships and financial assets and liabilities designated at fair value through profit or loss. It includes all realised and unrealised fair value changes, interest, dividends and foreign exchange differences.

### 3.14 Interest expense

Interest expense on all financial liabilities including deposits are recognized in profit or loss using effective interest rate method. Interest expense on all trading liabilities are considered to be incidental to the Bank's trading operations and are presented together with all other changes in fair value of trading assets and liabilities in net trading income.

### 3.15 Employees Benefits

#### a. Short Term Employee Benefits

Short term employee benefit obligations are measured on an undiscounted basis and are expensed as the related service is provided. A liability is also recognized for the amount expected to be paid under bonus required by the Bonus Act, 2030 to pay the amount as a result of past service provided by the employee and the obligation can be estimated reliably under short term employee benefits. The Bank provides bonus at 5% of Net Profit before tax. The Bank is a wholly owned enterprise of Government of Nepal. The percentage of bonus which is to be distributed by the Government owned enterprises has been determined by the Government of Nepal at 5%.

Short-term employee benefits include all the following items (if payable within 12 months after the end of the reporting period):

- wages, salaries and social security contributions,
- paid annual leave and paid sick leave,
- profit-sharing and bonuses and
- non-monetary benefits

#### b. Post-Employment Benefits

Post-employment benefit plan includes the followings;

##### i. Defined Contribution Plan

A defined contribution plan is a post-employment benefit plan under which the Bank pays fixed contributions into a separate entity and has no legal or constructive obligation to pay further amounts. Obligations for contributions to defined contribution plans are recognised as personnel expenses in profit or loss in the periods during which related services are rendered.

Contributions to a defined contribution plan that are due more than 12 months after the end of the reporting period in which the employees render the service are discounted to their present value.

All permanent employees of the Bank are entitled to receive benefits under the provident fund, a defined contribution plan, in which both the employee and the Bank contribute monthly at a pre-determined rate of 10% of the basic salary. The Bank does not assume any future liability for provident fund benefits other than its annual contribution.

All permanent employees of the Bank are entitled to receive benefits under welfare provident fund,

a defined contribution plan, in which both the Bank contribute two months basic salary and such amount is transferred to separate retirement fund. The Bank does not assume any future liability for provident fund benefits other than its annual contribution.

All permanent employees of the Bank are entitled to receive benefits under medical fund, a defined contribution plan, in which both the Bank contribute certain percentage of annual basic salary based on level of employees and such amount is transferred to separate retirement fund. The Bank does not assume any future liability for provident fund benefits other than its annual contribution.

## ii. Defined Benefit plan

A defined benefit plan is a post-employment benefit plan other than a defined contribution plan. The Bank's net obligation in respect of defined benefit plans is calculated separately for each plan by estimating the amount of future benefit that employees have earned in return for their service in the current and prior periods. That benefit is discounted to determine its present value. Any unrecognised past service costs and the fair value of any plan assets are deducted.

The Bank recognises all actuarial gains and losses net of deferred tax arising from defined benefit plans immediately in other comprehensive income and all expenses related to defined benefit plans in employee benefit expense in profit or loss.

The Bank recognises gains and losses on the curtailment or settlement of a defined benefit plan when the curtailment or settlement occurs. The gain or loss on curtailment or settlement comprises any resulting change in the fair value of plan assets, any change in the present value of the defined benefit obligation, any related actuarial gains and losses and any past service cost that had not previously been recognised.

The bank has pension plan to the permanent employees hired before 2050 B.S and gratuity plan to employees enrolled after 2050 B.S. Employees are also entitled to receive retirement benefit on endowment life insurance scheme and leave as per human resource by-laws of the Bank.

## iii. Termination Benefits

Termination benefits are recognised as an expense when the Bank is demonstrably committed, without realistic possibility of withdrawal, to a formal detailed plan to either terminate employment before the normal retirement date, or to provide termination benefits as a result of an offer made to encourage voluntary redundancy. Termination benefits for voluntary redundancies are recognised as an expense if the Bank has made an offer of voluntary redundancy, it is probable that the offer will be accepted, and the number of acceptances can be estimated reliably. If benefits are payable more than 12 months after the reporting date, then they are discounted to their present value.

### 3.16 Leases

Lease payments under an operating lease shall be recognized as an expense on a straight-line basis over the lease term unless either another systematic basis is more representative of the time pattern of the user's benefit even if the payments to the lessors are not on that basis.

### 3.17 Foreign Currency Translation

The financial statements are presented in Nepalese Rupees (NPR).

Transactions in foreign currencies are initially recorded at the functional currency rate of exchange ruling at the date of the transaction. Monetary assets and liabilities denominated in foreign currencies are retranslated at the functional currency rate of exchange at the statement of financial position date.

Foreign exchange gains and losses resulting from the settlement of such transactions, and from the translation at year-end exchange rates of monetary assets and liabilities denominated in foreign currencies are recognised in the statement of profit or loss.

Non-monetary assets and liabilities are translated at historical exchange rates if held at historical cost, or year-end exchange rates if held at fair value, and the resulting foreign exchange gains and losses are recognized in either the statement of profit or loss or shareholders' equity depending on the treatment of the gain or loss on the asset or liability.

### 3.18 Financial guarantee and loan commitment

Financial guarantees are contracts that require the Bank to make specified payments to reimburse the holder for a loss it incurs because a specified debtor fails to make payment when due in accordance with the terms of agreement.

Loan commitments are firm commitments to provide credit under pre-specified terms and conditions. Loan commitment is the commitment where the Bank has confirmed its intention to provide funds to a customer or on behalf of a customer in the form of loans, overdrafts, future guarantees, whether cancellable or not, or letters of credit and the Bank has not made payments at the reporting date, those instruments are included in these

financial statement as commitments.

### 3.19 Share Capital and Reserves

The Bank classifies capital instruments as financial liabilities or equity instruments in accordance with the substance of the contractual terms of the instruments. Equity is defined as residual interest in total assets of the Bank after deducting all its liabilities. Common shares are classified as equity of the Bank and distributions thereon are presented in statement of changes in equity.

Dividends on ordinary shares and preference shares classified as equity are recognized in equity in the period in which they are declared.

Incremental costs directly attributable to the issue of an equity instrument are deducted from the initial measurement of the equity instruments considering the tax benefits achieved thereon.

The reserves include retained earnings and other statutory reserves such as general reserve, bond redemption reserve, foreign exchange equalization reserve, regulatory reserve etc.

Regulatory reserve includes any amount derived as result of NFRS convergence with effect in retained earning computed as per NRB Directive No. 4.

### 3.20 Earnings per share including diluted

The Bank presents basic and diluted earnings per share (EPS) data for its ordinary shares. The basic EPS is calculated by dividing the profit or loss attributable to ordinary shareholders of the Bank by the weighted average number of ordinary shares outstanding during the period. Diluted EPS is determined by adjusting the profit or loss attributable to ordinary shareholders and the weighted average number of ordinary shares outstanding for the effects of all dilutive potential ordinary shares.

### 3.21 Segment Reporting

The Bank's segmental reporting is in accordance with NFRS 8 *Operating Segments*. Operating segments are reported in a manner consistent with the internal reporting provided to the bank's management committee, which is responsible for allocating resources and assessing performance of the operating segments. Bank has no practice of accounting intra segment revenue or expenses. Geographical segments are considered for the purpose of segment reporting. Income and expenses directly associated with each segment are included in determining business segment performance.

## 5. Disclosures and Additional Information

### 5.1 Risk Management

Risk Management structure of the Bank has set clear separation between Businesses function and risk management function. Accordingly, the Bank has set up a separate Risk Management and Credit Monitoring Department (RMCMD) headed by Chief Risk Officer (CRO) who is also the department chief. The RMCMD oversees global, macro, micro and departmental level risk that arise out of daily business operation as well as on periodic basis and are put to the oversight of Senior Management, Risk Management Committee and the Board to discuss the reports thereon and issue instructions as appropriate. The RMCMD also develops the mechanism for assessing and reviewing its risk management policies, processes and procedures for individual risk elements, at a regular interval, based on the main findings of the monitoring reports and the results of analysis of developments from external market changes and other environmental factors.

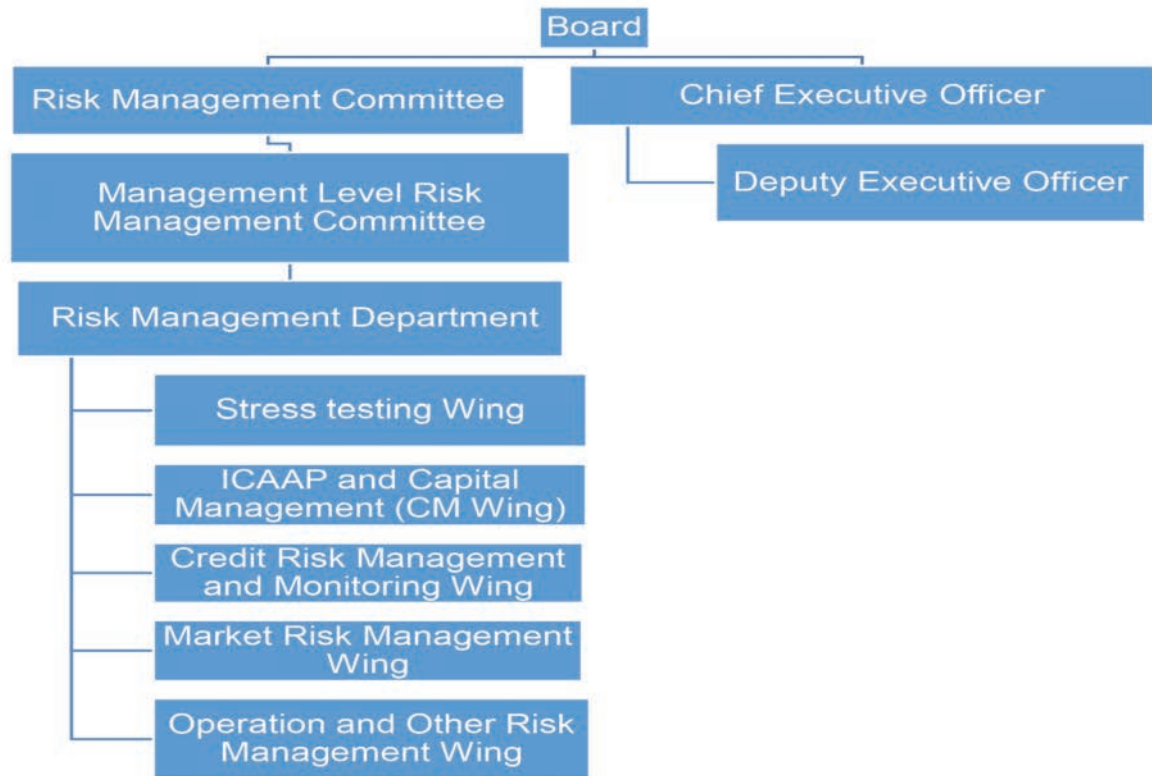


Figure: Risk Management - Structure

#### i. Risk Management Committee

Board of Directors is the apex and supreme authority of the Bank and is responsible to frame and implement robust policies and framework for effective compliance of regulation and direction issued by the regulatory authority. BOD ensures the strategies, policies and procedure is in accordance with the risk appetite/tolerance limit for effective management of risk within the Bank. The board understands the nature of risk of the bank, and periodically reviews reports on risk management, including policies and standards, stress testing, liquidity and capital adequacy through the reporting by the Risk Management Committee and the Asset- Liabilities Management Committee.

Pursuant to the NRB directive on corporate governance, the Bank has established Risk Management Committee with well-defined terms of reference in line the NRB directive. At least four quarterly meeting is conducted on annual basis however number of meeting can be increased as per the requirement. The committee supervises overall risk management of the Bank broadly classified as liquidity risk, market risk, operational risk, credit risk and residual risk.

#### ii. Risk Governance

Bank has prepared and implemented policies and procedures to mitigate the risk at enterprises level arising to the bank and has inculcated risk culture among the employees by establishing ownership mentality, capacity building programs, well defined job responsibilities and inhabiting good ethical culture.

Through its Risk Management Framework, the Bank seeks to efficiently manage credit, market and liquidity risks which arise directly through the Bank's commercial activities as well as operational, regulatory and reputational risks which arise as a normal consequence of any business undertaking.

The Risk Management Committee is responsible for the establishment of, and compliance with, policies relating to management risk, supply risk, production risk, demand risk and collection risk.

The Assets and Liabilities Committee is responsible for the management of capital and establishment of, and compliance with, policies relating to balance sheet management, including management of liquidity, capital adequacy and structural foreign exchange and interest rate exposure and tax exposure.

The bank's risk governance structure is such that the responsibility for maintaining risk within the banks risk blanket is cascaded down from the Board to the appropriate functional, client business, senior management and committees. Information regarding material risk issues and compliance with policies and standards is communicated through the business, functional, senior management and committees.



### iii. Risk Management Policy Guidelines

Risk Management Policy Guidelines 2016 has been designed in compliance to Nepal Rastra Bank's Risk Management Guidelines, 2010 in order to provide a framework for ensuring setting up of systematic Risk Management function at Rastriya Banijya Bank. "Risk Management Policy Guidelines, 2016" will play a vital role in laying a foundation stone towards identification, measurement, monitoring and control of all the major risks that the bank is exposed. Besides, the bank aims that these policy guidelines will go a long way in embedding a "calculated risk taking culture" in the organization. "Risk Management Policy Guidelines, 2016" of the bank shall provide guidance for designing the Risk Management Process of Rastriya Banijya Bank and the same shall include policies, standards, methodologies, procedures and limits for the implementation of the process. "Risk Management Policy Guidelines, 2016" will be in harmony with the ICAAP Policy of the bank and the same shall set a foundation stone for the adoption of the advanced approaches to identification, measurement, monitoring and control of risks that the bank is exposed.

### iv. Internal Control

The Board is responsible for ensuring the Bank has appropriate internal control framework in place that supports the achievement of the strategies and objectives. The various functions of the Bank should be looked upon with a view to establish a proper control mechanism is in place during expansion and growth which enables it to maximize profitable business opportunities, avoid or reduce risks which can cause loss or reputational damage, ensure compliance with applicable laws and regulations and enhance resilience to external events.

The Board has set policies and procedures of risk identification, risk evaluation, risk mitigation and control/monitoring, in line with the NRB directives has effectively implemented the same at the Bank.

The effectiveness of the Company's internal control system is reviewed regularly by the Board, its Committees, Management and Internal Audit department.

The Internal Audit monitors compliance with policies/standards and the effectiveness of internal control structures across the Bank through regular audit, special audit, information system audit, Off Site review and AML/CFT/KYC audit. The audits observations are reported to the Chief Executive Officer and Business Heads for initiating immediate corrective measures. Internal Audit reports are periodically forwarded to the Audit Committee for review and the committee issues appropriate corrective action in accordance with the issue involved to the respective department, regional offices or branches.

### v. Risk Identified and its mitigation

#### ■ Credit Risk

Credit risk is the probability of loss of principle and reward associated with it due to failure of counterparty to meet its contractual obligations to pay the Bank in accordance with agreed terms. The Credit Risk Monitoring and Reporting Framework/ have been prepared in order to mitigate/minimize the credit risk of the Bank through appropriate monitoring and reporting framework established within the Bank.

Bank has implemented various System/ Policies/ Procedures/ Guidelines for the effective management of Credit Risk. For the purpose of assessment of credit risk of the bank, following activities were carried out:

- Current system/policies/procedures/guidelines formulated were gone through;
- Actual Exposure of credit limit product wise, segment wise were checked against Risk Appetite, tolerance limit mentioned in Respective Product Paper Guidelines, Credit Policy and Risk Management Policy;
- Review of various reports prepared by the Departments such as Monitoring Report, Loan Overdue Report, Loan Report, NRB reports and risk assessment reports.

Credit Risk Management is ultimately the responsibility of the Board of Directors hence Overall strategy as well as significant policies has to be reviewed by the board regularly. Further, Senior Management is responsible for implementing the bank's credit risk management strategies and policies and ensuring that procedures are put in place to manage and control credit risk and the quality of credit portfolio in accordance with these policies.

Bank has following framework in place for the management of credit risk:

- Board of Directors of the Bank has approved renewal in Credit Policy and Credit Risk Management Policy.
- The Board of Directors has approved various product papers which need to be approved by the

Board of Directors as per regulatory requirement.

- The Board Level Risk Management Committee reviews various credit risks reported by the management and recommends the Board for management of identified credit risk.
- Management Level Risk Management Committee reviews the credit risks as reported by the department and recommends the related risky areas.
- Risk Management Department, supervised by Department head has been formed for the overall Risk Management function of the Bank.
- Loan Recovery Department directly manages accounts with sustained deterioration along with all collection related activities.

Following major policies and procedural guidelines has been reviewed/approved and implemented to manage the Credit Risk.

- Credit Manual
- Agriculture Credit Manual
- Deprived Sector Loan Manual
- Risk Management Policy Guidelines
- Loan Recovery Manual
- Collateral Security Valuation Manual
- Loan Write off Bylaw
- Credit Related Product Papers
- Various Credit related circulars

Further, the Bank has following Departments in place which are responsible for performing prescribed activities related to credit. Primary responsibility for management of credit risk lies with the respective departments. These Departments are also responsible to perform the activities as per existing internal control system established in line with the prescribed policies, guidelines and procedures for management of credit risk.

- Corporate and SME Department
- Infrastructure and Consortium Department
- Agriculture and Social Banking Department
- Loan Recovery and Debt Restructuring Department
- Risk Management and Credit Monitoring Department

All the above departments report to the Deputy Executive Officer directly as prescribed by the Organizational Structure of the Bank developed by the Board of Directors except in case of Risk Management and Credit Monitoring Department which reports to the Risk Management Committee through Department Head.

#### **i. Maximum exposure to credit risk**

The bank has financial assets consisting mainly of loans & advances and investments at amortized cost. In these cases, the maximum exposure to credit risk is the carrying amount of the related financial assets.

## ii. Credit quality of neither past due nor impaired and past due or impaired

The table below shows the credit quality by class of asset for all financial assets exposed to credit risk, based on the Bank's internal credit rating system.

Particulars	Neither past due nor impaired	Past due less 90 days	Past due 91 to 180 days	Past due More than 180 days	Individually impaired	Total
Financial Assets						
Assets carried at Amortised Cost						
Cash and cash equivalent	7,093,858,989	-	-	-	-	7,093,858,989
Due from Nepal Rastra Bank	17,934,764,144	-	-	-	-	17,934,764,144
Placement with Bank and Financial Institutions	48,120,000	-	-	-	-	48,120,000
Loans and advances	149,327,816,049	-	614,633,664	5,311,530,689	-	155,253,980,401
Investment securities	72,134,518,569	-	-	-	-	72,134,518,569
Other Assets	2,628,351,779	-	-	-	-	2,628,351,779
<b>Fair Value through Profit and Loss (FVTPL)</b>						
Derivative financial instruments.	-	-	-	-	-	-
<b>Fair Value through Other</b>						
<b>Comprehensive Income (FVTOCI)</b>						
Investment securities	2,635,578,459	-	-	-	-	2,635,578,459
Investment in subsidiaries	200,000,000	-	-	-	-	200,000,000
<b>Total</b>	<b>252,003,192,162</b>	<b>-</b>	<b>614,633,664</b>	<b>5,311,530,689</b>	<b>-</b>	<b>257,929,356,515</b>

## ■ Operational Risk

Operational Risk is defined as the risk of potential loss resulting from inadequate or failed internal processes, people and systems or from the impact of external events, including legal risks for the bank. Operational Risk is pervasive across all the functions of the Bank and is influenced by all resources, including human resource, systems and procedural designs, deployed by the Bank to carry out those functions. Operational Risk can be caused by both internal and external sources such as fraud, business interruptions, system failures, damage to physical infrastructure, failure in execution and service delivery, inherent risks in products, customers, inadequacy in procedures or flawed process designs, and business practices. The risk can occur in any business function or the business supporting functions.

The Bank is committed to be governed with a strong culture of risk management and ethical business practices and therefore to averse it from potentially damaging operational risk events and is in a sound position to deal effectively with those events that do occur. The actions of the board and senior management, and policies, processes and systems provide the foundation for a sound risk management culture.

Bank seek to minimize our exposure to operational risk by use of key control standards, key control self-assessments and key risk indicators as toolkits to identify, assess, monitor and control operational risk events through timely acknowledgement of emerging threats and underlying vulnerabilities. The Bank shall also ensure highest level of governance standards and adherence to Code of Conduct and robust compliance to all regulatory as well as the Bank's internal policy, procedures and guidelines.

Effective policies, procedural guidelines and standard operating procedure are crucial tools for sound risk management. Therefore, adequacy and effectiveness of the policies and procedures and their effective implementation is closely monitored by the department to ensure that they have continuing relevance in line with regulatory requirement and adjusts to dynamic risk environment of the industry.

Following major existing Policies/ guiding documents having close bearing with management of operation risk has been reviewed/approved and implemented:

- ❖ Financial Administration By-laws
- ❖ Trade Finance Manual

- ❖ Budget Manual
- ❖ Employee by-laws
- ❖ CARD and ATM Operational Manual
- ❖ eBanking Operational Manual
- ❖ Paybill Operational Manual
- ❖ Branch Operational Manual
- ❖ ICT Policy and Guidelines
- ❖ AML/ CFT Policy and Procedures
- ❖ ICAAP Policy
- ❖ Waste Paper Disposal Policy
- ❖ Risk Management Policy Guidelines

## ■ Market Risk & Liquidity Risk

Market risk refers to the risk to a bank resulting from movements in market prices, in particular, changes in interest rates, foreign exchange rates, and equity and commodity prices. Market risk is defined as the risk of losses in on and off-balance sheet positions arising from movements in market prices. The risks subject to this requirement are:

- a. **Interest Rate Risk:** Interest rate risk is the risk that the fair value or future cash flows of a financial instrument will fluctuate because of changes in market interest rates.
- b. **Currency Risk:** Foreign exchange risk is the potential for the Bank to experience volatility in the value of its assets, liabilities and solvency and to suffer actual financial losses as a result of changes in value between the currencies of its assets and liabilities and its reporting currency.
- c. **Equity Price Risk:** Equity price risk is the risk that the fair value or future cash flows of a financial instrument will fluctuate because of changes in equity prices (other than those arising from interest rate risk or currency risk), whether those changes are caused by factors specific to the individual financial instrument or its issuer, or by factors affecting all similar financial instruments traded in the market.

The major sources of market risk for the bank are interest rate risk, exchange rate risk and liquidity risk. Bank has an Assets Liability Committee which meets regularly to identify and manage these risks as per the laid down policies and procedures. Treasury Back Office (TBO) regularly assess and monitor the treasury position and transaction of the Bank. TBO analyzed the net open position on a daily basis to mitigate all possible risk associated to foreign currency. ALCO on regular interval evaluates the sensitivity of asset and liability towards interest rate. Further interest sensitivity analysis is conducted to act as a tool to mitigate possible interest rate risk.

In order to evaluate the liquidity position, Bank has been calculating and evaluating liquidity ratio on daily basis. Major inflows/outflows having impact on the liquidity is monitored on daily basis. Transactions which have material impact on the liquidity position of the Bank are communicated without any delay to relevant department that manages fund. Sources and utilization of the fund are monitored on daily basis. Also regulatory limit of credit deposit position is also monitored and circulated to all concerned units on daily basis.

The following table depicts the maturity profile of the investment portfolio on an undiscounted cash flow basis which is designed and managed to meet the required level of liquidity as and when liquidity outgo arises taking into consideration the time horizon of the financial liabilities of the business.

Particulars	Less than 3 month	3 to 6 months	6 to 1 year	More than 1 year	Total
<b>Assets</b>					
Cash and cash equivalent	7,093,858,989	-	-	-	7,093,858,989
Due from Nepal Rastra Bank	17,934,764,144	-	-	-	17,934,764,144
Placement with Bank and Financial Institutions	48,120,000	-	-	-	48,120,000

Particulars	Less than 3 month	3 to 6 months	6 to 1 year	More than 1 year	Total
Derivative financial instruments.	-	-	-	-	-
Other trading assets	-	-	-	-	-
Loans and advances	48,728,815,830	25,408,190,000	20,781,210,159	60,335,764,412	155,253,980,401
Investment Securities	54,733,097,028	7,678,000,000	5,957,000,000	6,402,000,000	74,769,660,377
Investment in subsidiaries	200,000,000	-	-	-	200,000,000
Investment in associates	97,858,000	-	-	-	97,858,000
Other assets	8,765,921,919	-	-	2,601,476,788	11,367,398,707
Total	137,602,620,083	33,086,190,000	26,738,210,159	69,339,241,200	266,766,261,442
Liabilities					
Due to Bank and Financial Institutions	2,278,454,058	-	-	-	2,278,454,058
Due to Nepal Rastra Bank	281,069,159	-	-	-	281,069,159
Derivative financial instruments	-	-	-	-	-
Deposits from customers	196,576,626,884	12,009,000,000	16,376,550,000	5,940,460,000	230,902,636,884
Borrowing	64,154	-	-	60,000,000	60,064,154
Other liabilities	6,413,008,539	-	-	3,426,353,392	9,839,361,931
Debt securities issued	-	-	-	-	-
Total	205,549,222,794	12,009,000,000	16,376,550,000	9,426,813,392	243,361,586,186

## 5.2 Capital Management

### 5.2.1 Qualitative disclosures

The Bank has formulated and implemented the "Internal Capital Adequacy Assessment Process 2015" (ICAAP Policy 2015) which has been approved by the Board of Directors. The policy is a system of sound, effective, and complete strategies and processes that allow the Bank to assess and maintain, ongoing basis, the amounts, types and distribution of internal capital that the Bank considers adequate to cover the nature and level of risk to which the Bank is or might be exposed to.

The Bank maintains an actively managed capital base to cover risks inherent in the business and is meeting the capital adequacy requirements of the Nepal Rastra Bank. The adequacy of the Bank's capital is monitored using, among other measures, the rules and ratios established by the Basel Committee and adopted by the Nepal Rastra Bank.

The Bank's policy is to maintain a strong capital base to maintain investor, creditor and market confidence and sustain the future development of the business.

The Bank has complied with Capital Adequacy requirement of the Nepal Rastra Bank.

The Bank's regulatory capital consists of the following elements

**Tier 1 Capital or Core Capital**, which includes Paid Up Capital, Statutory General Reserves, Retained Earnings, other free reserves and deductions of Deferred Tax Assets, Investment in equity of institutions with financial interests

**Tier 2 Capital or Supplementary Capital**, which includes General Loan Loss Provision, Exchange Equalization Reserves, Subordinated Term Debt, Investment Adjustment Reserve, Other Reserve

#### Regulatory minimum paid up capital

Commercial banks were required by the Monetary Policy 2015/16 to attain a stipulated minimum paid up capital of NPR 8 billion by mid-July 2017. As on the reporting date, the Bank's paid up capital stood at NPR 9.005 billion (Previous Year 9.005 Billion) and is in compliance the requirement.



## 5.2.2 Quantitative disclosures

### a) Capital Structure and Capital Adequacy

#### i. Capital Adequacy Ratio

S.N	Particulars	FY 2076-77	FY 2075-76
(A)	Tier 1 Capital [Core Capital (CET 1+AT1)]	18,842,645,131	18,667,322,909
a	Paid up Equity Share Capital	9,004,795,700	9,004,795,700
b	Equity Share Premium	-	-
c	Proposed Bonus Equity Shares	-	-
d	Statutory General Reserves	9,054,371,829	8,178,908,597
e	Retained Earnings	(3,615,561,480)	1,394,490,944
f	Un-audited current year cumulative profit/(loss)	4,377,316,169	-
g	Capital Redemption Reserves	-	-
h	Capital Adjustment Reserves( Capital Reserve Fund created as per direction of finance ministry in connection with condition related to loan waiver and reimbursement as per Small and Cottage Industries Loan Waiver Guidelines 2065)	481,195,653	481,195,653
i	Dividend Equalisation Reserves	-	-
j	Other free Reserves	5,500,000	5,500,000
k	Less: Goodwill	-	-
l	Less: Intangible Assets	(54,572,002)	(44,603,616)
m	Less: Deferred Tax Assets	-	-
n	Less: Fititious Assets	-	-
o	Less: Investment in equity of Licensed Financial Institutions	-	-
p	Less: Investment in equity of institutions with Financial Interests	(242,858,000)	(297,858,000)
q	Less: Investment in equity of institutions in excess of the limits	(167,542,727)	(55,106,369)
r	Less: Investments arising out of Underwriting Commitments	-	-
s	Less: Reciprocal crossholdings	-	-
t	Less: Purchase of Land and Buildings in excess of limit and unutilized	-	-
u	Less: Cash Flow Hedge	-	-
v	Less: Defined Benefit Pension Assets	-	-
w	Less: Unrecognized Defined Benefit Pension Liabilities	-	-
	Less: Other Deductions	-	-
	Adjustment under Pillar II	-	-
a	Less: Shortfall in Provision (6.4a 1)	-	-
b	Less: Loans and Facilities extended to related parties and restricted lending (6.4a 2)	-	-
	Additional Tier 1 (AT1)	-	-
a	Perpetual Non-cumulative Preference Share Capital	-	-
b	Perpetual Debt Instruments	-	-
c	Stock Premium	-	-

(B) SUPPLEMENTARY CAPITAL (TIER II)	2,003,930,337	1,636,063,711
a	Cumulative and/or Redeemable Preference Shares	-
b	Sub-ordinated Term Debt	-
c	Hybrid Capital Instruments	-
d	Stock Premium	-
e	General Loan Loss Provision	1,763,101,663
f	Exchange Equalization Reserve	99,121,426
g	Investment Adjustment Reserve	58,003,700
h	Asset Revaluation Reserve	38,591,892
i	Other Reserves	45,111,656
	TOTAL CAPITAL FUND (TIER I AND TIER II)	20,846,575,469
		20,303,386,620

CAPITAL ADEQUACY RATIOS	2076-77	2075-76
Core Capital	11.42%	12.31%
Supplementary Capital	1.22%	1.08%
Total Qualifying Capital	12.64%	13.39%

ii. **Summary of Bank's internal approach to assess the adequacy of capital to support current and future activities, if applicable**

To ensure that the Bank's capital adequacy commensurate to demand of the Bank's capital required by the business planning, the Management and the Board prudently and proactively engage on ongoing process of capital and risk assessment, stress testing and scenarios testing, monitoring and reporting as per the ICAAP 2015.

The Bank follows "Stress Testing Guidelines 2012" issued by Nepal Rastra Bank in order to assess of the vulnerability of the Bank under various stress situations typically, application of "what if" scenarios, especially in the problematic identification of low frequency but high severity events and identifying expected and unexpected losses. It focuses on capturing the impact of large, but still plausible events and understanding the overall risk profile in a coherent and consistent framework, including impact analysis on earnings, solvency and liquidity.

A formal monitoring and reporting mechanism have been established to provide the senior management necessary information on the risk profile, trends, and the capital requirements as per ICAAP 2015 and Stress Testing Guidelines. Such reports are being prepared on a monthly and quarterly basis and circulated to relevant business units/departments, Risk Management and Credit Department, and tabled in Assets Liability Committee (ALCO) meeting. Further quarterly reports are presented to the Risk Management Committee and the Board for review and discussions.

iii. **Summary of the terms, conditions and main features of all capital instruments, especially in case of subordinated term debts including hybrid capital instruments**

Ordinary share capital: The Bank has only one class of equity shares having a par value of Rs.100 per share. Each holder of equity shares is entitled to one vote per share. In the event of liquidation of the Bank, holder of equity shares will be entitled to receive remaining assets of the Bank after distribution of preferential amount. The distribution will be in proportion to the number of equity shares held by the shareholders.

b) **Risk Exposures**

i. **Risk weighted exposures for Credit Risk, Market Risk and Operational Risk**

Particulars	FY 2076-77	FY 2075-76
<b>RISK WEIGHTED EXPOSURES</b>		
Risk Weighted Exposures for Credit Risk	141,048,133,047	129,606,079,281
Risk Weighted Exposures for Operational Risk	13,987,604,394	12,865,917,875
Risk Weighted Exposures for Market Risk	448,769,487	359,057,484
<b>Total Risk Weighted Exposures (Before Banks adjustment of Pillar II)</b>	<b>155,484,506,929</b>	<b>142,831,054,639</b>
Adjustment under Pillar II	-	-
Add: ALM Policies and Practices are not satisfactory, add 1 % of net interest income to RWE	-	-
Add: .....% total Deposit RWE due to insufficient Liquid Assets (6.4a 6)	-	-
Add: 3% of Gross total Income of Previous Financial Year for Inadequate Operational Risk Management Process(6.4a 7)	3,191,617,966	3,074,170,119
Add: 4 % of the total Risk Weighted Exposures for unsatisfactory overall risk management policies and procedures (6.4a 9)	6,219,380,277	5,713,242,186
Add: 3% of the total RWE due to non-compliance to disclosure requirement (6.4a 10)	-	-
<b>Total Risk Weighted Exposures (After Banks adjustment of Pillar II)</b>	<b>164,895,505,174</b>	<b>151,618,466,943</b>

c) Total risk weighted exposure calculation table

NPR in 000

Assets	Book Value	Specific Provision	Eligible CRM	Net Value	Risk Weight	Risk Weighted Exposures
A. On Balance Sheet Transactions	(a)	(b)	(c)	(d)= (a) - (b) - (c)	(e)	(f) = (d)*(e)
Cash Balance	5,483,630.95		-	5,483,630.95	0%	-
Balance with Nepal Rastra Bank (NRB)	17,934,764.14		-	17,934,764.14	0%	-
Gold			-	-	0%	-
Investments in Nepalese Government Securities	71,482,348.84		-	71,482,348.84	0%	-
All Claims on Government of Nepal	7,141,335.19		-	7,141,335.19	0%	-
Investments in Nepal Rastra Bank Securities			-	-	0%	-
All Claims on Nepal Rastra Bank			-	-	0%	-
Claims on Foreign Government and Central Banks ( ECA rating 0-1)			-	-	0%	-
Claims on Foreign Government and Central Banks ( ECA rating 2)			-	-	20%	-
Claims on Foreign Government and Central Banks ( ECA rating 3)			-	-	50%	-
Claims on Foreign Government and Central Banks ( ECA rating 4 - 6)			-	-	100%	-
Claims on Foreign Government and Central Banks ( ECA rating 7 )			-	-	150%	-
Claims on BIS, IMF, ECB, EC and on Multilateral Development Banks(MDBs) recognized by framework			-	-	0%	-
Claims on other Multilateral development bank						
Claim on Domestic Public sector Entities						
Claims on Public Sector Entities ( ECA rating 0-1 )			-	-	20%	-
Claims on Public Sector Entities ( ECA rating 2 )			-	-	50%	-
Claims on Public Sector Entities ( ECA rating 3- 6 )	965,801.63	74,700.58	-	891,101.05	100%	891,101.05
Claims on Public Sector Entities ( ECA rating 7 )		-	-	-	150%	-
Claims on Domestic Banks that meet Capital Adequacy Requirements	759,139.42		-	759,139.42	20%	151,827.88
Claims on Domestic Banks that do not meet Capital Adequacy Requirements	-		-	-	100%	-
Claims on Foreign Banks ( ECA rating 0-1 )	-		-	-	20%	-
Claims on Foreign Banks ( ECA rating 2 )	-		-	-	50%	-
Claims on Foreign Banks ( ECA rating 3- 6 )	899,208.62	61,401.97	-	837,806.65	100%	837,806.65
Claims on Foreign Banks ( ECA rating 7 )	-		-	-	150%	-
Claims on Foreign Banks established in SAARC Region with buffer capital of 1% above their respective regulatory capital requirement			-	-	20%	-
Claims on Domestic Corporates	53,083,244.50		-	53,083,244.50	100%	53,083,244.50
Claims on Foreign Corporates ( ECA rating 0-1 )			-	-	20%	-
Claims on Foreign Corporates ( ECA rating 2 )			-	-	50%	-
Claims on Foreign Corporates ( ECA rating 3 -6)			-	-	100%	-
Claims on Foreign Corporates ( ECA rating 7 )			-	-	150%	-
Regulatory Retail Portfolio ( Not Overdue )	76,022,776.48		13,731,337.40	62,291,439.08	75%	46,718,579.31
Regulatory Retail Portfolio Except for Granularity				-	100%	-
Claims Secured by Residential Properties	12,395,132.26			12,395,132.26	60%	7,437,079.36
Claims not fully Secured by Residential Properties				-	150%	-
Claims Secured by Residential Properties ( Overdue)	207,052.31	109,056.52		97,995.79	100%	97,995.79
Claims Secured by Commercial Real Estate	1,609,621.67			1,609,621.67	100%	1,609,621.67
Past due Claim (Except for claims secured by Residential Properties)	6,174,778.63	4,647,871.56		1,526,907.07	150%	2,290,360.60
High Risk Claims	3,129,306.29			3,129,306.29	150%	4,693,959.43
Lending against securities (bonds and shares)	2,806,886.72			2,806,886.72	100%	2,806,886.72
Investments in equity and other capital instruments of institutions listed in Stock Exchange	652,598.54	-		652,598.54	100%	652,598.54

Assets	Book Value	Specific Provision	Eligible CRM	Net Value	Risk Weight	Risk Weighted Exposures
	(a)	(b)	(c)	(d) = (a) - (b) - (c)	(e)	(f) = (d)*(e)
<b>A. On Balance Sheet Transactions</b>						
Investments in equity and other capital instruments of institutions not listed in Stock Exchange	21,886.20	16,533.20		5,353.00	150%	8,029.50
Staff Loans secured by residential properties	3,796,698.57	-	-	3,796,698.57	50%	1,898,349.29
Interest Receivable/Claims on Government securities	652,169.73			652,169.73	0%	-
Cash in transit and Other cash items in the process of collection	72,678.49	2,620.96		70,057.53	20%	14,011.51
Other Assets (as per attachments)	18,035,706.64	13,048,951.86		4,986,754.78	100%	4,986,754.78
<b>Total</b>	<b>283,326,765.82</b>	<b>17,961,136.64</b>	<b>13,731,337.40</b>	<b>251,634,291.77</b>		<b>128,178,206.58</b>
<b>B. Off Balance Sheet Transactions</b>						
Revocable Commitments	-			-	0%	-
Bills Under Collection	12,797.02			12,797.02	0%	-
Forward Exchange Contract Liabilities	-			-	10%	-
LC Commitments with Original Maturity Up to 6 months- Domestic counterparty	160,887.94		311,197.98	-	20%	-
-Foreign Counterparty ( ECA 0-1 )				-	20%	-
-Foreign Counterparty ( ECA 2 )				-	50%	-
-Foreign Counterparty ( ECA 3 -6 )				-	100%	-
-Foreign Counterparty ( ECA 7 )				-	150%	-
LC Commitments with Original Maturity Over 6 months- Domestic counterparty	12,118.86		-	12,118.86	50%	6,059.43
-Foreign Counterparty ( ECA 0-1 )				-	20%	-
-Foreign Counterparty ( ECA 2 )				-	50%	-
-Foreign Counterparty ( ECA 3 -6 )				-	100%	-
-Foreign Counterparty ( ECA 7 )				-	150%	-
Bid Bod, Performance Bond and Counter Guarantee- Domestic Counterparty	4,641,321.73		312,904.34	4,328,417.39	50%	2,164,208.69
-Foreign Counterparty ( ECA 0-1 )				-	20%	-
-Foreign Counterparty ( ECA 2 )				-	50%	-
-Foreign Counterparty ( ECA 3 -6 )				-	100%	-
-Foreign Counterparty ( ECA 7 )				-	150%	-
Underwriting Commitments				-	50%	-
Lending of Banks Securities or Posting of Securities as Collateral				-	100%	-
Repurchase agreements, assets sale with recourse				-	100%	-
Advance Payment Guarantee	3,45,099.82			3,45,099.82	100%	3,45,099.82
Financial Guarantee	1,98,021.32			1,98,021.32	100%	1,98,021.32
Acceptances and Endorsements				-	100%	-
Unpaid Portion of Partly paid shares and securities				-	100%	-
Irrevocable Credit Commitments ( short term )	5,155,991.01			5,155,991.01	20%	1,031,198.20
Irrevocable Credit Commitments ( long term )	7,548,694.16			7,548,694.16	50%	3,774,347.08
Claims on foreign bank incorporated in SAARC region operating with a buffer of 1% above their respective regulatory capital requirement				-	20%	-
Other Contingent Liabilities	5,350,991.92			5,350,991.92	100%	5,350,991.92
Unpaid Guarantee Claims				-	200%	
<b>Total</b>	<b>23,425,923.79</b>	<b>-</b>	<b>624,102.33</b>	<b>22,952,131.51</b>		<b>12,869,926.47</b>
<b>Total RWE for Credit Risk (A) + ( B)</b>	<b>306,723,612.92</b>	<b>17,957,542.76</b>	<b>14,355,439.73</b>	<b>274,560,940.97</b>		<b>141,051,726.93</b>
<b>Adjustments under Pillar II</b>						
Add: 10 % of the Loan and Facilities in Excess of Single Obligor Limits ( 6.4a 3)						
Add: 1% of the Contract ( sale) value in case of sale of credit with recourse ( 6.4a 4)						
<b>Total RWE for Credit Risk (After Banks Adjustment for Pillar II)</b>	<b>306,723,612.92</b>	<b>17,957,542.76</b>	<b>14,355,439.73</b>	<b>274,560,940.97</b>		<b>141,051,726.93</b>

## d) Amount of NPAs (both Gross and Net)

Particulars	Current Year		Previous Year	
	Gross NPAs	Net NPAs	Gross NPAs	Net NPAs
Restructured / Reschedule Loans	-	-	-	-
Sub Standard Loans	6,14,633,664	4,60,975,248	1,770,495,326	1,327,871,495
Doubtful Loans	1,746,885,224	873,442,612	1,354,418,336	677,209,168
Loss	3,564,645,464	-	3,967,473,335	-
<b>Total NPAs</b>	<b>5,926,164,352</b>	<b>1,334,417,860</b>	<b>7,092,386,997</b>	<b>2,005,080,663</b>

## 5.3 Classification of financial assets and financial liabilities

Financial assets	Notes	As at 31 Asadh 2077		As at 31 Asadh 2076	
		Carrying Value	Fair value	Carrying Value	Fair value
<b>Assets</b>					
<b>Assets carried at Amortised Cost</b>					
Cash and cash equivalent	4.1	7,093,858,989	7,093,858,989	8,194,978,237	8,194,978,237
Due from Nepal Rastra Bank	4.2	17,934,764,144	17,934,764,144	12,359,997,257	12,359,997,257
Placement with Bank and Financial Institutions	4.3	48,120,000	48,120,000	-	-
Loan and advances to B/FIs	4.6	4,456,754,500	4,456,754,500	4,537,605,600	4,537,605,600
Loans and advances to customers	4.7	150,797,846,725	150,797,846,725	142,022,875,931	142,022,875,931
Investment securities	4.8	72,134,518,569	72,134,518,569	37,943,219,690	37,943,219,690
Other Assets		2,628,351,779	2,628,351,779	11,151,965,019	11,151,965,019
		<b>255,094,214,707</b>	<b>255,094,214,707</b>	<b>216,210,641,734</b>	<b>216,210,641,734</b>
<b>Fair Value through Profit and Loss (FVTPL)</b>				-	-
Derivative financial instruments.	4.4	-	-	-	-
<b>Fair Value through Other Comprehensive Income (FVTOCI)</b>				-	-
Investment securities	4.8	2,635,141,808	2,635,141,808	2,238,423,254	2,238,423,254
Investment in subsidiaries	4.10	200,000,000	200,000,000	200,000,000	200,000,000
		<b>2,835,578,459</b>	<b>2,835,578,459</b>	<b>2,438,423,254</b>	<b>2,438,423,254</b>
<b>Liabilities</b>				-	-
<b>Liabilities carried at Amortised Cost</b>				-	-
Due to Bank and Financial Institutions	4.17	2,278,454,058	2,278,454,058	7,860,034,385	7,860,034,385
Due to Nepal Rastra Bank	4.18	281,069,159	281,069,159	352,044,206	352,044,206
Deposits from customers	4.20	230,902,636,884	230,902,636,884	189,255,335,577	189,255,335,577
Borrowing	4.21	60,064,154	60,064,154	60,687,258	60,687,258
Other liabilities	4.23	9,839,361,931	9,839,361,931	6,940,399,014	6,940,399,014
Debt securities issued	4.24	-	-	-	-
		<b>243,361,586,186</b>	<b>243,361,586,186</b>	<b>204,468,500,440</b>	<b>204,468,500,440</b>
<b>Fair Value through Profit and Loss (FVTPL)</b>				-	-
Derivative financial instruments	4.19	-	-	-	-



### 5.3.1 Fair Value Hierarchy of Financial Assets and Financial Liabilities

Amount in NPR

#### Valuation hierarchy

	Fair value Hierarchy (Level)	As at 31 Asadh 2077	As at 32 Asadh 2076
<b>Fair Value through profit and loss</b>			
Financial Assets			
Forward exchange Contract held for trading		-	-
Financial Liabilities			
Forward exchange Contract held for trading		-	-
<b>Fair Value through Other Comprehensive Income</b>			
Financial assets			
Investment securities at OCI			
- Quoted equity securities		2,366,727,493	1,812,235,632
Promoter Shares	3	2,020,777,135	1,627,414,608
Mutual Fund	1	345,950,358	184,821,024
- Unquoted equity securities	3	268,414,315	237,877,968
Total		<u>2,635,141,808</u>	<u>2,238,423,254</u>
<b>Financial Instruments held at amortised cost</b>			
		As at 31 Asadh 2077	As at 32 Asadh 2076
Financial assets			
Debt securities	3	-	-
Government bonds	3	11,402,250,000	6,402,250,000
Government treasury bills	3	60,732,268,569	31,540,969,690
Nepal Rastra Bank bonds	3	-	-
Loan and advances to B/FIs	3	4,456,754,500	4,537,605,600
Loans and advances to customers	3	150,797,846,725	142,022,875,931
Other Assets	3	2,628,351,779	11,151,965,019
		-	-
Total		<u>230,017,471,574</u>	<u>195,655,666,240</u>
Financial liabilities			
Due to Bank and Financial Institutions	3	2,278,454,058	7,860,034,385
Due to Nepal Rastra Bank	3	281,069,159	352,044,206
Deposits from customers	3	230,902,636,884	189,255,335,577
Borrowing	3	60,064,154	60,687,258
Other liabilities	3	9,839,361,931	6,940,399,014
Debt securities issued	3	-	-
Subordinated Liabilities	3	-	-
Total		<u>243,361,586,186</u>	<u>204,468,500,440</u>

### 5.3.2 Valuation Techniques

Investment in equity instruments	Level	Valuation Techniques	Assumptions
Promoter Shares	3	Average value of market price and book value.	a. Market Price has been taken as the last traded price of promoter shares at or near around reporting date. On unavailability of the trade price, 50% of ordinary share price has been considered. b. Latest annual published result or the unaudited quarterly results have been taken to calculate book value for share.
Quoted Ordinary Share	1	Market Price	a. Market Price has been taken as the last traded price of quoted ordinary shares or near around reporting date. b. Latest annual published result or the unaudited quarterly results have been taken to calculate book value for share.
Mutual Funds	1	Market Price	Not applicable
Unquoted Equity Instruments	3	Average of Capitalization Earning and Net Assets Value	a. Discount rate of 13.50% has been considered to compute capitalized earnings. For capitalized earning, average of profit after tax for past three year has been considered except for Nepal Oil Corporation for which 5 years have been considered owing to its profitability only in the recent years. b. Latest annual published results have been taken to calculate book value for share. On unavailability of such financial results, book value has been considered after increase in earnings by 5% c. For certain government entities, results have been verified from the Yellow Book which is published by Ministry of Finance, on an annual basis. d. Entities of which no data was available whatsoever, valuation has been done at cost. e. For defunct companies, value has been considered as zero.
Investment in subsidiary	3	Cost	Subsidiary has been valued at cost less impairment as per NAS 27 in separate financial statements.
Investment in associate	3	Cost	Investment in associates have been shown at cost less impairment as per NAS 28 in separate financial statements. Equity accounting has been applied in consolidated financial statements for associates except defunct entities.

## 5.4 Segment Analysis

### 5.4.1 General Information

The Bank's segmental reporting is in accordance with NFRS 8, Operating Segments. Operating segments are reported in a manner consistent with the internal reporting provided to the bank's management committee, which is responsible for allocating resources and assessing performance of the operating segments.

### 5.4.2 Information about profit or loss, assets and liabilities

Particulars	Head Office	Province 1	Province 2	Bagmati Province	Gandaki Province	Lumbini Province	Karnali Province	Sudurpashchim Province	Total
Revenue from external customers	2,717,149,134	2,734,800,687	2,216,972,168	7,611,307,522	1,875,661,409	2,148,010,451	703,706,206	876,314,320	20,883,921,898
Intersegment revenues	-	-	-	-	-	-	-	-	-
Net Revenue	2,717,149,134	2,734,800,687	2,216,972,168	7,611,307,522	1,875,661,409	2,148,010,451	703,706,206	876,314,320	20,883,921,898
Interest Revenue	1,323,700,176	2,039,572,025	1,931,820,520	6,783,982,200	1,691,687,234	1,852,721,652	573,952,191	829,487,877	17,026,923,875
Interest Expenses	38,011,228	364,242,531	877,692,046	4,398,094,519	528,491,507	884,661,084	182,738,640	437,840,890	7,711,772,445
Net Interest revenue	1,285,688,949	1,675,329,494	1,054,128,474	2,385,887,681	1,163,195,727	968,060,568	391,213,551	391,646,987	9,315,151,430
Depreciation and amortization	(214,188,423)	-	-	-	-	-	-	-	(214,188,423)
Segment profit/(loss)	8,753,783,090	-	-	-	-	-	-	-	8,753,783,090
Entity's interest in the profit or loss of associates	-	-	-	-	-	-	-	-	-
Impairment of assets	-	-	-	-	-	-	-	-	-
Segment assets	81,820,803,910	25,335,522,829	19,063,872,573	84,046,840,172	17,299,767,577	21,775,827,840	7,934,459,020	9,114,030,208	266,391,124,129
Segment liabilities	6,939,309,332	33,282,798,585	28,269,288,188	110,365,576,906	13,375,935,005	26,339,025,821	8,273,352,959	16,516,299,386	243,361,586,181

### 5.4.3 Reconciliation of reportable segment revenues, profit or loss, assets and liabilities

#### Revenue

<b>Total revenue for reportable segments</b>	20,883,921,898
Other revenues	-
Elimination of intersegment revenues	-
<b>Entity's revenues</b>	<b>20,883,921,898</b>

#### Profit or loss

<b>Total profit or loss for reportable segment before tax</b>	8,753,783,090
Other profit or loss	-
Elimination of intersegment profits	-
Unallocated amount	-
<b>Profit before income tax</b>	<b>8,753,783,090</b>

#### Assets

<b>Total assets for reportable segments</b>	266,391,124,129
Other assets	-
Unallocated amounts	-
<b>Entity's assets</b>	<b>266,391,124,129</b>

#### Liabilities

<b>Total liabilities for reportable segments</b>	243,361,586,181
Other liabilities	-
Unallocated liabilities	-
<b>Entity's liabilities</b>	<b>243,361,586,181</b>

### 5.4.4 Information about major customers

The bank does not have any major customers which accounts for more than 10% of entity's revenue.

### 5.5 Share Options and Share based Payment

The Bank do not have a policy for share options to its employees. Similarly, during the year the Bank has not made any payments or settlements by issuing new shares to its employees.

### 5.6 Contingent Liabilities and Commitment

Details of contingent liabilities and commitments are given in note 4.28.

#### 5.6.1 Income Tax Liability

The Bank has received reassessment orders for the financial years 2059/60 to 2072/73 from Large Taxpayers' Office (LTO).

With respect to appeals filed by bank to IRD for FY 2065/66 to 2071/72, IRD has passed orders on 2075/11/30. The Bank has further appealed to Revenue Tribunal on 2076/01/30 against those assessment orders passed by IRD. Revenue Tribunal had already passed orders in appeals filed by bank for FY 2059/60 to 2064/65. The bank has further appealed to Supreme Court of Nepal against certain aspects in the orders of Revenue Tribunal.

Bank has not made provisions against these additional demands and disclosed as contingent liabilities under Note 4.28 of Financial Statements.

The Bank has filed tax returns to the LTO up to the financial year 2075-76 under self-assessment procedures.

Financial year	Case pending at	Tax Liability determined by Tax Office	Tax deductible determined by the Revenue Tribunal	Net Tax Payable
FY 2059/60	Supreme Court	40,154,866	-	40,154,866
FY 2060/61	Supreme Court	409,489,278	390,198,432	19,290,846
FY 2061/62	Supreme Court	821,594,031	759,571,388	62,022,643
FY 2062/63	Supreme Court	221,515,009	214,224,264	7,290,746
FY 2063/64	Supreme Court	426,583,383	338,535,663	88,047,720
FY 2064/65	Supreme Court	492,997,664	428,621,163	64,376,501
FY 2065/66	Revenue Tribunal	537,808,899	478,073,854	59,735,045
FY 2066/67	Revenue Tribunal	682,662,120	590,856,483	91,805,637
FY 2067/68	Revenue Tribunal	311,560,379	233,182,946	78,377,433
FY 2068/69	Revenue Tribunal	523,483,701	398,043,925	125,439,776
FY 2069/70	Revenue Tribunal	649,453,255	546,836,153	102,617,102
FY 2070/71	Revenue Tribunal	385,783,898	-	385,783,898
FY 2071/72	Revenue Tribunal	737,438,854	335,089,776	402,349,078
FY 2072/73	Administrative Review	553,695,713	-	553,695,713
<b>Total</b>		<b>6,794,221,050</b>	<b>4,713,234,047</b>	<b>2,080,987,003</b>

#### 5.6.2 Status of legal cases filed in Debt Recovery Tribunal for loan recovery

During the year the bank has filed two cases at Debt Recovery Tribunal during FY 2076/77 for recovery of principal of amount Rs1,01,04,474.62 and interest of amount of Rs45,56,714.11 being total amount Rs1,46,61,188.73. The bank had filed a total of 903 cases on Debt Recovery Tribunal from FY 2060/61 to 2076/77 for recovery of amount Rs13,36,30,89,063.25, which comprises, loan of Rs3,29,02,30,266.37 and interest of Rs10,07,28,58,796.68. Out of the total litigations initiated, 775 cases were settled amounting Rs.8,96,12,77,226.9 which includes loan of Rs2,20,11,46,441.33 and interest of Rs6,76,01,30,785.57. 92 Cases were decided with principal of Rs47,14,37,548.53 and interest of amount Rs1,73,89,32,539.29 and 7 legal cases are still in process amounting Rs75,43,15,979.45. Decision of DRT on 2 cases were not in favor of the bank amounting Rs73,592,329. 1 case was withdrawn during the year.

#### 5.6.3 Status of legal cases filed in other forum

Departmental action was initiated against 16 employees and were suspended from job on account of banking offence & punishment among them 8 cases has been finalized and 8 employees are still in suspension.

In FY 2076/77, 92 cases were under process at various forums, out of which, 23 cases were newly registered in FY 2076/77. Final Decisions have been received on 33 cases till 31 Asadh 2077.

#### 5.7 Related Party Disclosures

The Bank identifies the following as the related parties under the requirements of NAS 24.

Name	Relationship	Remarks
RBB Merchant Banking Company Limited	Subsidiary	
Everest Foods Limited (w.e.f 1 May 2018)	Subsidiary	Defunct company
Himal Cement Company (w.e.f 1 May 2018)	Associates	Defunct company
Sunrise Capital Limited	Associates	
Rastra Utthan Laghubitta Bittiya Sanstha Ltd.	Associates	
Butwal Suti Dhago Udhyog	Associates	

#### 5.7.1 Board Member Allowances and Facilities

The Board of Directors have been paid meeting fees of NPR 2,148,000 during the fiscal year. There 99(2297<sup>th</sup> to 2395<sup>th</sup>) Board Meetings and 85 Board level sub committees meeting conducted during the fiscal year 2076/77

The Chairperson and other members of the Board are paid NPR 4,000 per meeting respectively for Board and Board Level Committees meeting.



Meeting fees paid to the directors are as follows:

Name of the Director	Position	Meeting Allowance
Nirmal Hari Adhikari	Chairman	356,000
Janak Kumar Baral	Director	360,000
Rajan Bahadur Poudel	Director	384,000
Romila Dhakal	Director	56,000
Arjun Bahadur Adhikari	Director	236,000
Dhani Ram Sharma	Director	308,000
Madhab Prasad Dahal	Director	448,000
<b>Total</b>		<b>2,148,000</b>

In addition to the above meeting allowances, the Board Members have been provided with a monthly allowance of NPR 2,000 for newspapers, NPR 2,500 for telephone and for those directors who are not using transportation facility from the Bank are provided with amount equivalent to 20 liter of fuel.

#### 5.7.2 Amount paid to Chief Executive Officer

The Board of Directors have appointed Mr. Kiran Kumar Shrestha as Chief Executive Officer of the Bank with effect from 2072/12/29 for the period of 4 years. CEO has been paid salary and allowance of NPR. 64,24,846 during the FY 2076/77. CEO has been reimbursed with the communication expense and has been provided vehicle facility for official purposed.

The Salary and benefits paid to the CEO are as follow:

Basic Salary	Provident Fund	Allowance	Bonus & Welfare	Other Perquisites	Total Income
13,69,066	79,733	25,06,933	18,12,204	6,56,910	64,24,846

#### 5.7.3 Compensation Details for Key Management Personnel

Key Management Personnel includes members of Management Committee of the Bank and includes the following members;

Name	Designation
Kiran Kumar Shrestha, Chief Executive Officer	Chairman
Kabi Raj Adhikari, Deputy Chief Executive Officer	Member
Sarswati Adhikari, Deputy Executive Officer	Member
Debesh Prasad Lohani, Deputy Executive Officer	Member
Devendra Raman Khanal, Deputy Executive Officer	Member
Pawan Regmi, Chief Manager	Member
Bimal Dangol, Chief Manager	Member
Vinay Raman Paudel, Chief Manager	Member
Bholanath Poudel, Senior Manager	Member Secretary

The compensation paid to the members of management committee other than the Chief Executive Officer has been shown in table below;

Management Committee members	No.	Short Term Employee Benefits		Defined Retirement Benefits			Total
		Salary and allowances	Bonus	Provident Fund	Welfare fund	Medical Fund	
Deputy CEO, Level 12	2	3,093,644	1,092,269	172,573	242,720	277,887	4,879,092
Deputy General Manager, Level 11	5	6,797,134	2,499,435	373,037	620,530	616,651	10,906,786
		<b>9,890,777</b>	<b>3,591,704</b>	<b>545,610</b>	<b>863,250</b>	<b>894,538</b>	<b>15,785,879</b>

Key Management Personnel are also provided with Staff Loan, vehicle facility, communication and other allowances as per the Staff Byelaws. KMPs are also eligible for Pension and Gratuity, Compensated Leave Absence and Endowment policy as per the Staff Byelaws. Share based payments are not made to any of the Key Management Personnel.

#### 5.7.4 Transaction with Subsidiary

Particulars	For the year ended 31 Asadh 2077	For the year ended 31 Asadh 2076
<b>Transaction during the year</b>		
Interest paid to subsidiaries	10,242,632	12,309,316
Fees and commission expense	3,50,000	-
Office Administration Expense	1,320,000	1,230,000
<b>Balance outstanding at year end</b>		
Share capital	200,000,000	200,000,000
Deposit with the Bank	112,664,327	114,481,715
Borrowings	-	-

The intra-group related figures have been excluded for presentation of the financial statement of the Group.

#### 5.7.5 Transaction with Associates

The Bank holds 31.43% shares in Rastra Utthan Laghubitta Bittiya Sanstha Ltd. and 21.43% shares in Sunrise Capital Limited. Himal Cement Company (80.9% of shares) and Butwal Suti Dhago Udhyog (20% of shares) are also associate company of the Bank. There are no transactions with the associates during the financial year.

#### 5.8 Additional Disclosures of non-consolidated entities

The Bank has 2 subsidiaries as at 31 Asadh 2077, out of which one subsidiary i.e. RBB Merchant Banking Limited, which is consolidated for the year ended 31 Asadh 2077.

Everest Food Limited, is a subsidiary of the Bank was engaged in processing of frozen meat. It is not in operation for a long period. Everest Food Limited has not been considered for Consolidation.

Except above, there are no such entities which are required to be consolidated but not done during the year.

#### 5.9 Events after reporting date

The Bank monitors and assesses events that may have potential impact to qualify as adjusting and / or non-adjusting events after the end of the reporting period. All adjusting events are adjusted in the books with additional disclosures and non-adjusting material events are disclosed in the notes with possible financial impact, to the extent ascertainable.

There are no material events that have occurred subsequent to 31 Asadh 2077 till the signing of this financial statement on 2077 Poush 28.

#### 5.10 Non-Banking Assets

Non-current assets (such as property) and disposal groups (including both the assets and liabilities of the disposal groups) are classified as held for sale and measured at the lower of their carrying amount and fair value less cost to sell when: (i) their carrying amounts will be recovered principally through sale; (ii) they are FVTOCI in their present condition; and (iii) their sale is highly probable. Non-Banking Assets (NBA) has been shown under investment property. It has been recognized at lower of fair value or amount due at the time of assumption of NBA.

Immediately before the initial classification as held for sale, the carrying amounts of the assets (or assets and liabilities in a disposal group) are measured in accordance with the applicable accounting policies described above.

Name of Borrower	Date of assuming Non-Banking Assets	As at 31 Asadh 2077	As at 32 Asadh 2076
Shree Krishna Textile	2008-10-16	1,001,000	1,001,000
Sunita Rice Mill	2008-7-15	-	600,000
BirKirat Samuha	2006-12-8	27,317,000	27,317,000
Biki journal supplier	06/12/2005	235,000	235,000
Jana Sewa Samagri store	06/12/2005	-	350,000
Keshari Hardware store	06/12/2005	143,269	143,269

Name of Borrower	Date of assuming Non-Banking Assets	As at 31 Asadh 2077	As at 32 Asadh 2076
Mohan Galla Bhandar	16/07/2005	-	2,135,000
R.K. International	06/12/2005	455,655	455,655
Surya Impex	06/12/2005	412,500	412,500
Pashupati Bhandar	01/01/2007	-	1,400,000
Staff	02/04/1990	3,073	3,073
Bramapuri Rice Mill	16/07/2006	-	948,967
Yeti Creation	15/07/2004	17,716,875	17,716,875
GopalBahadur	15/07/1990	10,000	10,000
Sah Khadya Bhandar	12/01/2005	550,500	550,500
Kumari Hardware	19/07/2006	404,000	404,000
Krishna	16/07/2019	61,129,666	61,129,666
		<b>109,378,538</b>	<b>114,812,505</b>

#### 5.10.1 Movement of Non-Banking Assets

Particulars	2076/77	2075/76
Outstanding Balance as at 17 July 2019	114,812,504	57,270,561
Add: Assets accepted during the year	-	61,129,666
Less: Assets sold during the year	5,433,966	3,587,722
<b>Outstanding Balance as at 31 Asadh 2077</b>	<b>109,378,538</b>	<b>114,812,505</b>

#### 5.11 Operating Lease Commitments

The bank leases a number of branch and office premises under operating leases. These leases have an average life of between three and ten years. Lease payments are increased every two years to reflect market rentals. No contingent rent is payable.

Future minimum lease payments under non-cancellable operating leases as at the reporting date are as follows:

Particulars	2076/77
Within 1 year	237,609,394
Later than 1 year and no later than 5 years	981,542,406
Later than 5 years	378,920,139
	<b>1,598,071,940</b>

The amount of operating lease expenses recognized in statement of profit or loss amounts to NPR 17,098,769. Lease Equalization Reserve of NPR 41,868,261 has been presented under other liabilities. Such lease commitments have also been shown under "Contingent Liabilities" of the Bank.

#### 5.12 Earnings per share

The Bank measures earning per share on the basis of the earning attributable to the equity shareholders for the period. The number of shares is taken as the weighted average number of shares for the relevant period as required by NAS 33 Earnings per Share.

Particulars	Units	Year ended 31 Asadh 2077	Year ended 31 Asadh 2076
Profit attributable to equity shareholders (a)	NPR.	4,370,368,495	5,046,520,378
Weighted average of number of equity shares used in computing basic earnings per share (b)	Nos.	90,047,957	90,047,957
Basic and diluted earnings per equity share of Rs 100 each (a/b)	Rs	48.61	56.04

As there are no potential ordinary shares that would dilute current earning of equity holders, basic EPS and diluted EPS are equal for the period presented.

### 5.13 Unpaid Dividends (Balance transferred from NIDC Development Bank Ltd.)

As at the reporting date, unpaid dividend over five years amounts to as follows.

Particulars	As at 31 Asadh 2077	As at 31 Asadh 2076
Not collected for more than 5 years	1,622,582	1,622,582
Not collected up to 5 years	-	-
<b>Total</b>	<b>1,622,582</b>	<b>1,622,582</b>

### 5.14 Maturity Analysis

The table below shows an analysis of assets and liabilities analyzed according to when they are expected to be recovered or settled. Trading assets and liabilities including derivatives have been classified to mature and/or be repaid within 12 months, regardless of the actual contractual maturities of the products. With regard to loans and advances to customers, the Bank uses the same basis of expected repayment behavior as used for estimating the EIR. Issued debt reflect the contractual coupon amortizations.

#### As at 31 Asadh 2077

	As at 31 Asadh 2077		
	Within 12 months	After 12 months	Total
<b>Assets</b>			
Cash and cash equivalent	7,093,858,989	-	7,093,858,989
Due from Nepal Rastra Bank	17,934,764,144	-	17,934,764,144
Placement with Bank and Financial Institutions	48,120,000	-	48,120,000
Derivative financial instruments.	-	-	-
Other trading assets	-	-	-
Loan and advances to B/FIs	4,456,754,500	-	4,456,754,500
Loans and advances to customers	90,462,082,313	60,335,764,412	150,797,846,725
Investment securities	68,367,660,377	6,402,000,000	74,769,660,377
Current tax assets	2,648,121,133	-	2,648,121,133
Investment in subsidiaries	-	200,000,000	200,000,000
Investment in associates	-	97,858,000	97,858,000
Investment property	-	109,378,538	109,378,538
Property and equipment	-	1,555,721,741	1,555,721,741
Goodwill and Intangible assets	-	42,886,663	42,886,663
Deferred tax assets	-	647,026,144	647,026,144
Other assets	3,762,787,700	2,601,476,788	6,364,264,488
<b>Total Assets</b>	<b>194,774,149,156</b>	<b>71,992,112,286</b>	<b>266,766,261,442</b>
<b>Liabilities</b>			
Due to Bank and Financial Institutions	2,278,454,058	-	2,278,454,058
Due to Nepal Rastra Bank	281,069,159	-	281,069,159
Derivative financial instruments	-	-	-
Deposits from customers	224,962,176,884	5,940,460,000	230,902,636,884
Borrowing	64,154	60,000,000	60,064,154
Current Tax Liabilities	-	-	-
Provisions	375,137,308	-	375,137,308
Deferred tax liabilities	-	-	-
Other liabilities	6,413,008,539	3,426,353,392	9,839,361,931
Debt securities issued	-	-	-
Subordinated Liabilities	-	-	-
<b>Total liabilities</b>	<b>234,309,910,102</b>	<b>9,426,813,392</b>	<b>243,736,723,494</b>

## As at 31 Asadh 2076

	As at 31 Asadh 2076		
	Within 12 months	After 12 months	Total
<b>Assets</b>			
Cash and cash equivalent	8,194,978,237	-	8,194,978,237
Due from Nepal Rastra Bank	12,359,997,257	-	12,359,997,257
Placement with Bank and Financial Institutions	373,490,000	-	373,490,000
Derivative financial instruments.	-	-	-
Other trading assets	-	-	-
Loan and advances to B/FIs	4,537,605,600	-	4,537,605,600
Loans and advances to customers	88,224,593,268	53,798,282,663	142,022,875,931
Investment securities	33,779,642,944	6,402,000,000	40,181,642,944
Current tax assets	2,425,828,777	-	2,425,828,777
Investment in subsidiaries	-	200,000,000	200,000,000
Investment in associates	-	97,858,000	97,858,000
Investment property	-	114,812,504	114,812,504
Property and equipment	-	1,124,034,040	1,124,034,040
Goodwill and Intangible assets	-	44,603,616	44,603,616
Deferred tax assets	-	389,021,830	389,021,830
Other assets	12,429,927,418	1,913,501,726	14,343,429,144
<b>Total Assets</b>	<b>162,326,063,501</b>	<b>64,084,114,379</b>	<b>226,410,177,880</b>
<b>Liabilities</b>			
Due to Bank and Financial Institutions	7,860,034,385	-	7,860,034,385
Due to Nepal Rastra Bank	352,044,206	-	352,044,206
Derivative financial instruments	-	-	-
Deposits from customers	56,720,475,619	132,534,859,958	189,255,335,577
Borrowing	687,258	60,000,000	60,687,258
Current Tax Liabilities	-	-	-
Provisions	355,873,853	-	355,873,853
Deferred tax liabilities	-	-	-
Other liabilities	4,541,770,208	2,398,628,804	6,940,399,012
Debt securities issued	-	-	-
Subordinated Liabilities	-	-	-
<b>Total liabilities</b>	<b>69,830,885,530</b>	<b>134,993,488,761</b>	<b>204,824,374,291</b>

### 5.15 Movement of loans and advances:

The movement of loans and advances excluding interest receivable and staff loan are as follows:

Particulars	Year ended 31 Asadh 2077	Year ended 31 Asadh 2076
Opening Balance	148,114,630,000	120,872,895,435
Add: Disbursements during the year	462,047,960,000	259,412,981,999
Less: Recovery during the year	(453,643,879,385)	(232,170,560,000)
Less: Write off during the year	-	-
<b>Closing Balance</b>	<b>156,518,710,615</b>	<b>148,115,317,434</b>

### 5.16 Deposits

Bank's deposit was NPR. 230,902,636,884 (Previous Year: NPR. 189,255,314,629) at the reporting date. During the current year total deposits increased by 22.01% or NPR 41,647,301,308. (Previous Year: increased by 15% or NPR 25,045,032,317).



DEPOSIT TYPE	As at	As at	Change	
	15-Jul-20	16-Jul-19	Amount	Percentage
A. Current Deposits	62,311,769,664	59,906,717,868	2,405,051,797	4.01%
C. Saving Deposits	108,985,990,484	89,940,742,118	19,045,248,367	21.18%
D. Fixed Deposits	44,343,366,817	26,423,973,637	17,919,393,180	67.81%
E. Call Deposit	13,266,612,781	5,921,675,301	7,344,937,480	124.03%
F. Others	1,994,897,138	7,062,226,654	(5,067,329,516)	-71.75%
<b>TOTAL</b>	<b>230,902,636,884</b>	<b>189,255,335,577</b>	<b>41,647,301,308</b>	<b>22.01%</b>

## 5.17 Concentration of Deposits, Loans & Advances and Contingent Liabilities

Amount in NPR

Particulars	Loans and Advances	Deposits	Contingent Liability
Outstanding Balance as at 31 Asadh 2077	156,518,710,615	230,902,636,884	23,655,701,205
Highest Exposure of a Single Unit	2,198,905,450	16,088,417,366	2,080,987,003
Concentration of Exposure (Current Year)	1.40%	6.96%	8.80%
Concentration of Exposure (Previous Year)	1.22%	9.50%	9.08%

## 5.18 Details of Other Reserve

	Notes	As at 31 Asadh 2077	As at 31 Asadh 2076
Staff training fund	(a)	74,362,161	105,832,788
Corporate Social Responsibility Reserve	(b)	90,966,839	98,722,946
Investment Adjustment Reserve	(c)	58,003,700	58,003,700
Contingent Reserve	(d)	2,500,000	2,500,000
Institutional Development fund	(e)	3,000,000	3,000,000
Actuarial loss-Endowment & Gratuity (OCI)	(f)	(7,888,528,528)	(5,822,706,589)
Special Reserve Fund	(g)	45,111,656	45,111,656
Village and Cottage Industry Development Fund	(i)	525,000	525,000
Fund for Dissenting shareholder	(j)	-	13,461,869
		<b>(7,614,059,621)</b>	<b>(5,495,548,630)</b>

Detail of other reserve as per Note 4.27 is explained below:

	Notes	As at 31 Asadh 2077	As at 31 Asadh 2076
Staff training fund	(a)	74,362,161	105,832,788
Contingent Reserve	(d)	2,500,000	2,500,000
Institutional Development fund	(e)	3,000,000	3,000,000
Fund for Dissenting shareholder	(j)	-	13,461,869
		<b>79,862,161</b>	<b>124,794,657</b>

### a) Employees Training and Development Fund

NRB Circular 10/073/74 requires banks and financial institutions to incur expenses towards employee training and development equivalent to at least 3% of the preceding year's total staff salary and allowances. The actual amount expensed during the year was NPR 31,470,627. The closing balance of employees training and development fund is 74,362,161. In the subsequent year, balance in this fund will be reclassified to Retained Earnings and recognized as Personnel Expense in the Statement of Profit or Loss.

Particulars	Amount (Rs.)
Opening Balance	105,832,788
Addition during the Year (3% of Employee Expenses of FY 2075-76)	-
Less: Training Expenses for the year	(31,470,627)
<b>Closing Balance</b>	<b>74,362,161</b>

**b) Corporate Social Responsibility Reserve**

Directive no 6.16 requires banks and financial institutions to create Corporate Social Responsibility Fund and annually appropriate an amount equivalent to 1% of net profit into this fund. The fund is created towards covering the Bank's expense in CSR activities in the subsequent year. Accordingly, the Bank appropriated NPR 43,709,583 to this fund for the reported period. In subsequent year, balance in this fund will be reclassified to Retained Earning and recognized as CSR Expense in the Statement of Profit or Loss.

Corporate Social Responsibility Expense- The expenses for the period for Corporate Social Responsibility Expense is Rs 51,529,729 as on Ashad end 2076/77.

	As at 31 Asadh 2077	As at 31 Asadh 2076
<b>Opening Balance</b>	98,722,947	62,712,435
Transfer to CSR reserve during the year	43,709,583	50,465,204
Expense during the year	(51,529,719)	(14,454,692)
<b>Closing balance</b>	<b>90,902,810</b>	<b>98,722,947</b>

**c) Investment adjustment reserve**

As required by NRB directive, the Bank has created Investment Adjustment Reserve (IAR) for

- investment in newly opened corporate body if not listed in stock exchange within three years from the date of operation or investment being made,
- investment in the shares and debentures of corporate body which are not listed in the stock exchange, and if such listing is not completed within three years from the date of investment, 100% provision of investment amount has been provided and credited in Investment Adjustment Reserve.

Particulars	Remarks	Cost	Amount
Sunrise Capital Ltd 428580 Promoter Shares @Rs 100 paid up	Unlisted for more than 3 years	42,858,000	42,858,000
Nepal Oil Corporation 1,500 Shares of Rs 100 Each	Unlisted for more than 3 years	100,000	100,000
Nepal Stock Exchange Limited 184,089 Shares of Rs 100 Each	Unlisted for more than 3 years	2,142,500	2,142,500
Nepal Ban Nigam 43,310 Shares of Rs. 100 Each	Unlisted for more than 3 years	600,000	600,000
Nepal Metal Company 199,400 Shares of Rs 10 Each	Unlisted for more than 3 years	1,994,000	1,994,000
Balaju Yantrashala Private Limited 9,452 Shares of Rs 100 Each	Unlisted for more than 3 years	945,200	945,200
Audhagic Kshetra Byawasthapan Company 93,645 Shares of Rs 100 Each	Unlisted for more than 3 years	9,364,000	9,364,000
<b>Total investment adjustment reserve</b>			<b>58,003,700</b>

**d) Contingency reserve**

The Bank has created contingency reserve to meet the obligations arising from various contingent events in future. There has not been any change in this reserve during the year.

**e) Institutional Development Fund**

Institutional development Fund had been created with an object to meet any expenditure pertaining to development of the Bank. There has not been any movement in this reserve during the year.

**f) Actuarial loss on Retirement Benefit**

The Bank has carried out the actuarial valuation of Endowment and Gratuity payable to employees. The

actuarial gain/losses on such valuation has been transferred to Other Comprehensive Income pursuant to the requirement of NAS 19 Employee Benefit.

**g) Special Reserve Fund**

Special Reserve Fund had been created by the erstwhile NIDC Development Bank Limited and has been carried forward by the bank post-merger.

**h) Village and Cottage Industry Development Fund**

Village and Cottage Industry Development Fund has been taken over from the erstwhile NIDC Development Bank Limited by the bank post-merger.

**i) Fund for Dissenting shareholder**

Bank has created special reserve as per the interim order (074-WO-0693) dated 2075/01/21 of the Supreme Court directing the Bank to create a separate fund in respect of the litigation filed by dissenting shareholder until the final decision is taken. There were 3 shareholders in NIDC with 3002 no. of shares who dissented the merger of the Bank with NIDC at swap ratio of 1:1. Accordingly, the fund has been created for 3002 number of shares at Rs 4,484.30 per share.

**5.19 Provision for Employee Bonus**

The Bank has provided NPR 328,346,586 (Previous year NPR 348,219,086) as employee bonus computed at 5% of profit before tax.

**5.20 Investment in Himal Cement Company**

Investment in Himal Cement Company was made by the erstwhile NIDC Development Bank Limited. NIDC Development Bank had investment amounting NPR 36,892,100 in Himal Cement Company Limited. Himal Cement is not in operation as at 31 Asadh 2077.

As per letter no 157 dated 2071/08/ 18 written by Ministry of Finance to Ministry of Industry, Ministry of Commerce and Supply and NIDC, proposals were put up for discussion in cabinet meeting which stated that investment of NPR 100 million made by the Finance Comptroller General Office (FCGO) should be recorded in the books of Himal Cement as Share Capital of the Company.

Total holding of the bank without considering shares of FCGO is 80.90%. The revised holding of the Bank in the shares of Himal Cement Company if the shares of FCGO is considered shall be 26.74%. The Bank for the purpose of recording investment in Himal Cement Company in the books of account has considered the holding at 26.74%

Also, since there is no control in the company, the Bank has not considered it as subsidiary, rather shown it as investment in associates.

Existing share held by NIDC	399,518
Total Shares before recording share of Finance Comptroller General Office (FCGO)	493,818
Percentage of holding without considering shares from Finance Comptroller General Office (FCGO)	80.90%
Total share after recording share of FCGO 1,000,000	1,493,818
Revised holding of NIDC if shares of FCGO is considered	26.74%

**5.21 Provision for Long Outstanding and Unreconciled Balances:**

Long Outstanding Balances which have been aged beyond one year has been shown under "Other Assets" and adequate provision has been made for such balances. An amount of NPR 375,137,309 has been provisioned for risk of such assets during the reported period (Previous Year: NPR 355,873,853). The detail of such balances are presented in the following table

Particulars	Amount in NPR	
	As at 31 Asadh 2077	As at 31 Asadh 2076
Agency balances	61,401,968	55,813,872
Draft Paid without Notice	74,050,465	74,050,465
Other Receivables	71,153,795	108,448,070
Other Transit Items	-	34,451,087

Cash in Transit	2,620,960	1,695,586
Overdrawn Deposits	51,536,567	53,002,261
Outstanding Balance of Central Office (0.5% of debit balance)	11,328,290	7,419,413
Stock of Stationery (5% of stock)	1,703,363	1,712,040
Outstanding Balance of advances (5% of balance amount)	4,707,096	4,973,970
Provision for NRB Reconciliation	1,459,395	1,459,395
Receivable from government transaction	1,959,463	1,959,463
Receivable regarding compensation on Pension Payment	3,696,805	3,696,805
Provision for reconciled balances of Gulariya Branch )	7,191,426	7,191,426
Provision for takeover accounts	82,327,716	-
<b>Total</b>	<b>375,137,309</b>	<b>355,873,853</b>

## 5.22 Representative Director in other entities

The Bank has representative directors in the following companies. The representative director does not have substantive rights to direct the relevant activities of the entity and there was no power exercised over these entities during the reporting period. Thus, the entities are not considered for consolidation.

- Employee Provident Fund Ltd.
- Neco Insurance Ltd.
- National Life Insurance Company Ltd.
- United Insurance Company Ltd.
- Rastriya Utthan Laghubitta Bitiya Sanstha Ltd.
- Nepal Lube Oil Ltd.
- Sunrise Capital Ltd.
- Gorakhali Rubber Udhog Ltd.
- Nepal Stock Exchange Ltd.
- Himal Cement Ltd.
- RBB Merchant Banking Limited
- Nepal Ban Nigam Limited

## 5.23 Details of Associates

Name of Associates	Place of incorporation and principal place of business	Principal Activity	Proportion of ownership interests and voting rights held by the Bank	
			As at 31 Asadh 2077	As at 31 Asadh 2076
Neco Insurance Limited	Nepal	Insurance Business	-	20.00%
Sunrise Capital Limited	Nepal	Merchant Banking	21.43%	21.43%
Butwal Suti Dhago Udhog Limited	Nepal	Manufacturing	20.00%	20%
Himal Cement Company Limited	Nepal	Cement	80.90%	80.90%
Rastra Uthhan Laghubitta Sanstha	Nepal	Microfinance	31.43%	-

Investment in Rastra Uthhan Laghubitta Sanstha and Sunrise Capital Limited is accounted for using the equity method in this consolidated financial statements. Butwal Suti Dhago Udhog Limited and Himal Cement Company Limited are defunct company and provision for impairment has been created for investment in these entities.

The bank has discontinued using the equity method for investment made in Neco Insurance Limited effective from 8 April 2019.

### 5.23.1 Sunrise Capital Limited

	As at 31 Asadh 2077 Audited	As at 31 Asadh 2076 Audited
Property Plant and Equipment	2,589,716	3,126,401
Financial Investments - Held for trading	68,239,062	86,859,603
Financial Investments - Held to Maturity	190,000,000	130,000,000
Current Assets	513,671,905	378,690,681
Trade Liabilities	507,187,263	314,003,965
	Year ended 31 Asadh 2077	Year ended 31 Asadh 2076
Income from Merchant Banking Activities	32,498,787	28,799,631
Interest income	34,745,662	57,365,024
Profit (loss) for the year	27,232,922	56,622,320
Other comprehensive income for the year	-	-
Total comprehensive income for the year	27,232,922	56,622,320
Dividends received from the associate during the year	-	8,143,020

Reconciliation of the above summarized financial information to the carrying amount of the interest in Sunrise Capital Limited recognized in the consolidated financial statements:

	As at 31 Asadh 2077	As at 31 Asadh 2076
Net assets of the associate	255,945,550	268,712,628
Proportion of the Bank's ownership interest in Sunrise Capital Limited	54,849,131	58,421,028
Goodwill	-	-
Other adjustments	-	-
Carrying amount of the Bank's interest in Sunrise Capital Limited	<b>54,849,131</b>	<b>58,421,028</b>

The bank has sold total shares held (4,28,580.00) in Sunrise Capital Limited on 2077/09/01 for Rs.10,41,66,369.00.

### 5.23.2 Rastra Utthan Laghubitta Sanstha Limited

	As at 31 Asadh 2077 (Audited)
Property Plant and Equipment	20,086,115
Other Assets	14,715,751
Loans and Advances	1,291,336,528
Member Deposit	618,894,713
Borrowing from BFIs	669,183,326
Other liabilities	58,537,328
	Year ended 31 Asadh 2077 (Audited)
Interest income on Loan	201,448,846
Interest expense on borrowing and deposits	90,336,783
Provision for possible losses	3,184,490



Profit (loss) for the year	16,982,701
Other comprehensive income for the year	-
Total comprehensive income for the year	-
Dividends received from the associate during the year	-

Reconciliation of the above summarized financial information to the carrying amount of the interest in Rastra Utthan Laghubitta Sanstha Limited recognized in the consolidated financial statements:

	As at 31 Asadh 2077
Net assets of the associate	248,173,089
Proportion of the Bank's ownership interest in Rastra Utthan Laghubitta Sanstha Limited	78,000,801
Goodwill	-
Other adjustments	-
Carrying amount of the Bank's interest in Rastra Utthan Laghubitta Sanstha Limited	<b>78,000,801</b>

## 5.24 Regulatory Reserve

Regulatory Reserve is the amount that is allocated from retained earnings of the Bank as per the NRB Directive no 4 for the purpose of implementation of NFRSs and which shall not be regarded as free for distribution of dividend (cash as well as bonus shares). The amount allocated to this reserve includes, amount equal to deferred tax asset, losses recognized in other comprehensive income, interest income recognized but not received in cash and non-banking assets recognized at lower of their carrying amount and fair value less cost to sell.

	15-Jul-20	16-Jul-19	Transfer to	Transfer from
Recognition of investment property	72,736,728	76,350,315	-	(3,613,587)
Amortisation of debt securities issued	-	-	-	-
Deferred tax	647,026,144	389,021,830	258,004,314	-
Defined benefit obligation of employees	-	-	-	-
Accrued Interest Receivable	1,262,850,097	438,518,515	824,331,582	-
Depreciation	-	-	-	-
	<b>1,982,612,969</b>	<b>903,890,660</b>	<b>1,082,335,896</b>	<b>(3,613,587)</b>
Actuarial Loss on gratuity	7,888,528,528	5,822,706,589	2,065,821,939	-
<b>Total regulatory reserve</b>	<b>9,871,141,497</b>	<b>6,726,597,249</b>	<b>3,148,157,835</b>	<b>(3,613,587)</b>
<b>Addition to Regulatory Reserve</b>	<b>3,144,544,247</b>			

Adjustment of the Interest received within Ashwin end has not been made for calculating the amount of accrued interest to be transferred to Regulatory Reserve.

Particulars	Amount
Interest receivable as on 2077 Ashad End	1,899,022,702
Less: Interest received during 2077 Shrawan to Ashwin End	-
	<b>1,899,022,702</b>
Less Bonus @ 5%	(94,951,135)
Less: Income Tax @ 30%	(541,221,470)
<b>Net Adjustment in Regulatory Reserve</b>	<b>1,262,850,097</b>

Non-banking assets is added in the regulatory reserve after deducting the bonus and taxes.

Particulars	Amount
Opening Non-banking assets	109,378,538
Less Bonus @ 5%	(5,468,927)
Less: Income Tax @ 30%	(31,172,883)
<b>Net Adjustment in Regulatory Reserve</b>	<b>72,736,728</b>

## 5.25 Adjustment for Accrued Interest Receivable and Interest Suspense

Interest Income on loans and advances has been computed as per “Guideline on Recognition of Interest Income 2019”. Therefore, the interest receivable due for more than 365 days and interest receivable against loans in Bad category has not been recognized. Interest receivable on such category of loan shall be recognized if arrears of principal and interest from the borrowers have been cleared and it is probable that the customer is capable of fully servicing his obligation under terms of the loan for the foreseeable future.

Particulars	As at	As at
	16-Jul-19	16-Jul-18
Closing interest suspense	13,249,331,165	12,527,120,056
Less: Accrued Interest Receivable taken to Interest Income	(1,899,022,701)	(1,825,329,358)
Adjusted Interest Suspense Account	<b>11,350,308,463</b>	<b>10,701,790,698</b>

## 5.26 Interest Rate Discount, Rebate and waiver of Penal interest

Nepal Rastra bank vide its notice no.21/76/77 dated 16/01/2077 directed Banks and Financial Institutions to provide 2% discount on interest rate on loan and advances impacted by COVID-19, further vide notice dated 16/12/2076 NRB has directed to provide 10% rebate on interest paid in 2076 Chaitra and waive penal interest during fourth quarter of the year.

In compliance with the notice issued by NRB, the bank has provided 2% discount on interest rate amounting to NPR 443,331,562.56, 10% interest rebate amounting to NPR 2,11,43,871.19 and penal interest waiver amounting to NPR 34,834,810.11

## 5.27 Proposed Dividend

The Board of Directors in its 2437<sup>th</sup> meeting held on 2077 Poush 28 has passed a resolution for recommending distribution of 3.50% cash dividend and 3.50% Bonus Shares on the paid up capital as at 31 Asadh 2077.

## 5.28 Principal Indicators

Particulars	Indicators	FY 2071-72	FY 2072-73	FY 2073-74	FY 2074-75	FY 2075-76	FY 2076-77
1. Percent of net Profit/ Gross Income	Percent	39.22	24.60	33.95	25.97	30.43	23.17
2. Adjusted Earnings Per Share	Rs.	57.07	27.42	32.32	30.26	56.04	48.61
3. Market Value per Share	Rs.	-	-	-	-	-	-
4. Price Earnings Ratio	Ratio	-	-	-	-	-	-
5. Dividend (including Bonus) on Share capital	Percent	-	-	-	-	-	12%
6. Cash Dividend on Share Capital	Percent	-	-	-	-	-	12%
7. Interest Income/ Loan and Advances	Percent	8.23	8.32	7.78	9.20	8.97	9.63
8. Staff Expenses/ Total Operating Expense	Percent	50.95	52.88	46.96	31.48	30.57	24.53
9. Interest Expense on Total Deposit and Borrowings	Percent	1.53	1.27	1.24	1.76	2.59	3.30
10. Exchange Gain/Total Income	Percent	0.36	0.14	0.69	0.30	0.13	0.33
11. Staff Bonus/Total Staff expenses	Percent	14.89	7.70	12.62	9.50	11.27	10.57
12. Net Profit /Loans and Advances	Percent	6.12	2.76	2.61	2.25	3.41	2.80
13. Net Profit/ Total Assets	Percent	3.22	1.42	1.60	1.42	2.23	1.64
14. Total Credit/Deposits	Percent	61.05	58.46	69.30	71.38	77.15	67.16
15. Total Operating Expenses/ Total Assets	Percent	4.49	3.32	3.09	3.45	4.47	4.74
16. Adequacy of Capital Fund on Risk Weighted Assets							
a. Core Capital*	Percent	10.16	9.31	9.15	9.98	12.31	11.42
b. Supplementary Capital	Percent	-	1.14	1.24	1.48	1.08	1.22
c. Total Capital Fund	Percent	10.16	10.46	10.39	11.46	13.39	12.64
17. Liquidity (CRR)	Percent	14.48	14.09	9.60	5.29	6.44	7.32
18. Non Performing Credit/ Total Credit	Percent	5.35	4.25	3.77	4.75	4.59	4.08
19. Base Rate(Asadh 2077)	Percent	6.70	6.36	5.95	6.20	5.50	5.80
20. Interest Rate Spread(Asadh 2077)	Percent	4.53	4.73	4.92	4.95	4.46	4.26
21. Book Net Worth	Rs.	6,675,764,788	8,606,249,451	10,484,033,174	19,070,771,410	21,585,803,588	23,029,537,949
22. Total Shares	No.	85,889,723	85,889,723	85,889,723	90,047,957	90,047,957	90,047,957
23. Total Staff	No.	2,545	2,470	2,248	1,945	2,096	1,978

## 6 Comparison of Unaudited and Audited Financial Statements:

### 6.1 Comparison of Unaudited and Audited Statement of Financial Position as at 31 Asadh 2077

Statement of Financial Position	As per unaudited Financial Statement	As per Audited Financial Statement	Variance		Reasons for Variance
			In amount	In %	
<b>Assets</b>					
Cash and cash equivalent	7,093,858,989	7,093,858,989	-	0.00%	
Due from NRB and placements with BFIs	17,953,807,460	17,934,764,144	-	0.00%	
Loan and advances	155,264,791,622	155,254,601,225	(10,190,397)	-0.01%	Impact of additional loan loss provision.
Investments Securities	74,770,092,973	74,769,660,377	(432,596)	0.00%	
Investment in subsidiaries and associates	297,858,000	297,858,000	-	0.00%	
Goodwill and intangible assets	43,351,794	42,886,663	(465,131)	-1.07%	Reclassification adjustment
Other assets	10,967,151,537	11,372,632,044	405,480,507	3.70%	Change in deferred tax assets and other adjustments
<b>Total Assets</b>	<b>266,390,912,375</b>	<b>266,766,261,442</b>	<b>335,162,182</b>	<b>0.14%</b>	
<b>Capital and Liabilities</b>					
Paid up Capital	9,004,795,700	9,004,795,700	-	0.00%	
Reserves and surplus	14,442,250,308	14,024,742,248	(417,508,060)	-2.81%	Due to change adjustment in profit or loss and change in regulatory reserve.
Deposits	230,827,711,496	230,902,636,884	74,925,388	0.03%	
Borrowings	60,064,154	60,064,154	-	0.00%	
Bond and Debenture	-	-	-	0.00%	
Other liabilities and provisions	12,056,090,717	12,774,022,455	717,931,738	5.95%	Impact of staff bonus, current tax, liability of net defined benefit plan.
<b>Total Capital and Liabilities</b>	<b>266,390,912,375</b>	<b>266,766,261,442</b>	<b>375,349,067</b>	<b>0.14%</b>	

## 6.2 Comparison of Unaudited and Audited Statement of Total Comprehensive Income for the year ended 31 Asadh 2077:

Statement of Profit or Loss	As per unaudited Financial Statement	Variance		Reasons for Variance
		In amount	In %	
Interest income	17,026,923,875	17,160,174,339	133,250,464	0.78%
Interest expense	7,711,722,445	7,711,722,445	-	0.00%
<b>Net interest income</b>	<b>9,315,151,430</b>	<b>9,448,401,894</b>	<b>133,250,464</b>	<b>1.43%</b>
Fee and commission income	828,481,720	828,481,720	-	0.00%
Fee and commission expense	174,582,541	174,582,541	-	0.00%
<b>Net fee and commission income</b>	<b>653,899,179</b>	<b>653,899,179</b>	-	<b>0.00%</b>
Other operating income	632,751,618	595,958,187	(36,793,431)	-5.81%
<b>Total operating income</b>	<b>10,601,802,227</b>	<b>10,698,259,260</b>	<b>96,457,033</b>	<b>0.91%</b>
Impairment charge/(reversal) for loans and other losses	85,145,607	160,525,428	75,379,821	8.88%
<b>Net operating income</b>	<b>10,516,656,620</b>	<b>10,537,733,832</b>	<b>93,483,978</b>	<b>0.89%</b>
Personnel expenses	2,911,893,545	3,103,922,576	192,029,031	6.59%
Other operating expenses	1,571,413,696	1,276,218,950	(77,260,671)	-5.00%
<b>Operating profit</b>	<b>6,033,349,379</b>	<b>5,939,658,231</b>	<b>(93,691,148)</b>	<b>-1.55%</b>
Non-operating income/expense	297,621,489	295,097,899	7,897,620	2.65%
<b>Profit before tax</b>	<b>7,088,048,088</b>	<b>6,234,756,130</b>	<b>(96,214,738)</b>	<b>-1.52%</b>
Income tax	1,878,437,150	1,857,439,696	(20,977,181)	-1.12%
<b>Profit/(loss) for the period</b>	<b>4,452,533,718</b>	<b>4,377,316,161</b>	<b>(75,217,557)</b>	<b>-1.69%</b>
Other comprehensive income	(1,510,715,813)	(1,892,508,681)	(381,792,868)	25.27%
<b>Total comprehensive income</b>	<b>2,941,817,905</b>	<b>2,484,807,480</b>	<b>(457,010,425)</b>	<b>-15.53%</b>
<b>Distributable Profit</b>				
Net profit/(loss) as per profit or loss	4,452,533,718	4,377,316,161	(75,217,557)	-1.69%
Add/Less: Regulatory adjustment as per NRB Directive	(1,710,978,913)	(3,615,702,363)	(1,904,723,451)	111.32%
<b>Profit/(loss) after regulatory adjustments</b>	<b>1,035,895,781</b>	<b>761,613,798</b>	<b>(274,281,984)</b>	<b>-26.48%</b>

**Note:** These profits are before apportionment for various statutory reserves such as General Reserve, CSR reserve, Employees training fund, Investment Adjustment Reserve. For distributable profit, refer Statement of Distributable Profit or Loss forming part of the financial statements.





नेपाल सरकार  
अर्थ मन्त्रालय  
(वित्तीय क्षेत्र व्यवस्थापन तथा संस्थान समन्वय महाशाखा)

**पत्र संख्या:-**वि.क्षे.व्य.सं.स. २०७७/७८

च. नं.:- ५३६

सिंहदरबार, काठमाडौं  
नेपाल ।

मिति : २०७७।०९।२९

विषयः स्वीकृति सम्बन्धमा ।

श्री राष्ट्रिय वाणिज्य बैंक लिमिटेड,  
काठमाडौं ।

तहाँको प्र.का.अ./१/२५२/०७७।७८, मिति २०७७/०९/२९, को पत्रवाट लाभांश वितरण गर्ने स्वीकृति सम्बन्धमा अनुरोध भई आएकोमा उक्त विषय पेश हुँदा बैँकको आ.व.२०७६/०७७ को वितरणयोग्य मुनाफावाट लाभांश वितरण गर्न स्वीकृति दिने मिति २०७७।०९।२९ को नेपाल सरकार (माननीय मन्त्रीस्तर)को निर्णयानुसार अनुरोध छ।

(श्यामप्रसाद आचार्य)  
शाखा अधिकृत



## नेपाल राष्ट्र बैंक बैंक सुपरिवेक्षण विभाग



प.सं: बै.सु.वि./अफसाइट/एजिएम/२७/२०७७/०७७  
राष्ट्रिय वाणिज्य बैंक लिमिटेड,  
सिंहदरबार प्लाजा, काठमाडौं

दरबारमार्ग, काठमाडौं।  
फोन नं.: ४४१९८०५, ७  
फ्याक्स नं.: ४४१०१५९  
Site: www.nrb.org.np  
Email: bsd@nrb.org.np  
पोष्ट बक्स: ७३

मिति : २०७७/१०/०७

**विषय: लाभांश घोषणा/वितरण तथा वित्तीय विवरण प्रकाशन सम्बन्धमा।**

महाशय

त्यस बैंकबाट पेश गरिएका वित्तीय विवरण तथा अन्य कागजातका आधारमा बैंक तथा वित्तीय संस्था सम्बन्धी ऐन, २०७३ को दफा ४७ को उपदफा (२) का प्रावधानहरू पालना गरेको देखिएको हुँदा, ऐ. ऐनको उपदफा (१) बमोजिम बैंकले सञ्चित मुनाफामा रहेको रकम रु.७६,९६,९३,७९८।०० बाट रकम रु.२२,५१,९९,८९३।०० नगद लाभांश (कर प्रयोजन समेत) र रकम रु.१८,००,९५,९१४।०० बोनस सेयर गरी जम्मा लाभांश रु.४०,५२,९५,८०७।०० (अक्षरेपी चालिस करोड बाउन्न लाख पन्ध्र हजार आठ सय सात मात्र) लाभांश अन्य प्रचलित कानूनी व्यवस्थाको समेत पालना गर्ने गरी कर दाखिला गर्ने दायित्व त्यस बैंकको हुने गरी वार्षिक साधारण सभाबाट स्वीकृत भएको अवस्थामा मात्रै वितरण गर्न स्वीकृतिका साथै आ.व. २०७६/७७ को वार्षिक हिसाब वार्षिक साधारण सभामा स्वीकृतिको लागि पेश गर्ने प्रयोजनार्थ देहायका निर्देशन सहित सार्वजनिक गर्न सहमति प्रदान गरिएको व्यहोरा निर्णयानुसार जानकारी गराउँदछु।

१. लेखापरीक्षण प्रतिवेदनमा उल्लेख गरिएका कैफियतहरू पूर्ण रूपले सुधार गर्न तथा त्यस्ता कैफियतहरू पुनः दोहोरिन नदिने व्यवस्था मिलाउनु हुन।
२. बैंकमा लामो समयदेखि पहिचान नखुलेको कर्मचारी कर्जा रकम रु.४८,६३,९३१।०० र अन्तर शाखा हिसाब मिलान/राफसाफ हुन बाँकी रकम रु.३,३३,०८,६२,८८८।०० रहेको देखिएकोले सो हिसाबहरू पहिचान गरी यथासिद्ध हिसाब मिलान/राफसाफ गर्नु हुन।
३. बैंकमा लामो समयदेखि काल्पनिक (Dummy) शिर्षकमा रही पहिचान नखुलेका कर्जा रकमहरू यथासिद्ध राफसाफ गर्ने व्यवस्था मिलाउनु हुन।
४. व्याज मुलतवी हिसाबमा फरक परेको रकम रु.३,९८,९२,७७९।९६ यथासिद्ध हिसाब मिलान गरी राफसाफ गर्नु हुन।

उपरोक्त निर्देशनलाई त्यस बैंकको वार्षिक प्रतिवेदनको छुट्टै पानामा प्रकाशित गर्नु हुन।

भवदीय,  
  
(पिताम्बर पोखरेल)  
उप-निर्देशक

बोधार्थ

१. नेपाल राष्ट्र बैंक, बैंक तथा वित्तीय संस्था नियमन विभाग।
२. बैंक सुपरिवेक्षण विभाग, प्रतिवेदन कार्यान्वयन इकाई, राष्ट्रिय वाणिज्य बैंक लिमिटेड।

## लाभांश घोषणा/वितरण तथा वित्तीय विवरण प्रकाशन सम्बन्धी नेपाल राष्ट्र बैंकको स्वीकृति पत्रको निर्देशन सम्बन्धमा बैंक संचालक समितिको प्रतिक्रिया:

यस बैंकको संचालक समितिबाट प्रमाणित गरी बाह्य लेखापरीक्षकहरूको लेखापरीक्षण प्रतिवेदन सहितको आ.व.२०७६/०७७ को वित्तीय विवरणहरू वार्षिक साधारण सभामा पेश गर्न तथा लाभांश पारित गर्न स्वीकृतिको लागि नेपाल राष्ट्र बैंकमा पेश गरिएकोमा उक्त बैंकको प.सं.बैं.सु.वि./अफसाइट/एमिएम/ २७/२०७७/७८ मिति २०७७/१०/०७ को पत्रमार्फत लाभांश घोषणा/वितरण तथा वित्तीय विवरण प्रकाशन सम्बन्धी स्वीकृति प्रदान गरिएको र उक्त पत्रबमोजिमको निर्देशनहरूको सम्बन्धमा संचालक समितिको प्रतिक्रिया तपसिल बमोजिम रहेको छ :

क्र.सं.	नेपाल राष्ट्र बैंकको निर्देशन	संचालक समितिको प्रतिक्रिया र सुधार योजना
१	लेखापरीक्षण प्रतिवेदनमा उल्लेख गरिएका कैफियतहरू पूर्णरूपले सुधार गर्न तथा त्यस्ता कैफियत पुनः दोहोरिन नदिने व्यवस्था मिलाउनु हुन ।	लेखापरीक्षण प्रतिवेदनमा उल्लेख भएका कैफियतहरू सुधार गर्न कार्ययोजना बनाई कार्यान्वयन गरिएको छ ।
२	बैंकमा लामो समयदेखि पहिचान नखुलेको कर्मचारी कर्जा रकम रु. ४८,६३,१३१।- र अन्तर शाखा हिसाब मिलान/राफसाफ हुन बाँकी रकम रु.३,३३,०८,६२,८८८।- रहेको देखिएकोले सो हिसाबहरू पहिचान गरी यथासिघ्र हिसाब मिलान/राफसाफ गर्नुहुन ।	कर्मचारीगत रुपमा पहिचान नखुलेका तथा अन्तरशाखा हिसाबहरू हिसाबमिलान/राफसाफ गर्न कार्यदल गठन गरी हिसाब राफसाफ गर्ने कार्य भईरहेको छ ।  अन्तरशाखा कारोबारमा मौज्दात रहेको रकमहरूमध्ये वित्तीय विवरणको मितिपछि रु.२,५६,८५,७०,९२७।२८ राफसाफ भइसकेको छ ।
३	बैंकमा लामो समयदेखि काल्पनिक (Dummy) शिर्षकमा रही पहिचान नखुलेका कर्जा रकमहरू यथासिघ्र राफसाफ गर्ने व्यवस्था मिलाउनु हुन ।	बैंकको हिसाबमा लामो समयदेखि पहिचान नखुलेको ४ थान कर्जाको सावां मौज्दातमा रु. १,८९,६८३।- र पाउनुपर्ने व्याज मौज्दातमा रु. १०,५४,०३६।- गरी जम्मा रु. १२,४३,७१९।-(अक्षरुपी रु. बाह्र लाख त्रिचालीस हजार सात सय उन्नाइस मात्र ।) बाँकी रहेकोमा बैंकको कर्जा अपलेखन विनियम अनुसार उक्त कर्जाहरू अपलेखन भईसकेको छ ।
४	व्याज मुलतवी हिसाबमा फरक परेको रकम रु.३,९८,९२,७७९।९६ यथासिघ्र हिसाब मिलान गरी राफसाफ गर्नु हुन ।	बैंकको कर्जागत पाउनुपर्ने व्याज हिसाब, बैंकको लेखांकन अनुसारको पाउनुपर्ने व्याज हिसाब तथा व्याज मुलतवी हिसाबमा फरक पर्न गएको रु.३,९८,९२,७७९।९६ हिसाब मिलान गरिएको छ ।



## बैंकका महत्वपूर्ण क्रियाकलापहरुको भलक



सम्माननीय प्रधानमन्त्री श्री के.पी. शर्मा ओलीज्यूबाट सम्मान-पत्र ग्रहण गर्नु हुँदै  
बैंकका प्रमुख कार्यकारी अधिकृत श्री किरण कुमार श्रेष्ठ ।



नेपाल राष्ट्र बैंकका गभर्नरज्यूबाट बैंकको संचालक समितिको अध्यक्षको  
सपथ ग्रहण गर्नुहुँदै श्री धनिराम शर्माज्यू ।





माननीय अर्थमन्त्री श्री विष्णु प्रसाद पौडेलज्यू बैंकको ५६औं वार्षिकोत्सव समारोहको भर्चुअल माध्यमबाट पानसमा दीप प्रज्वलन गरी समुद्घाटन गर्नुहुँदै ।



माननीय अर्थमन्त्री श्री विष्णु प्रसाद पौडेलज्यू बैंकको ५६औं वार्षिकोत्सवको अवसरमा बैंकको स्मारिका (उपहार) विमोचन गर्नुहुँदै ।





माननीय अर्थमन्त्री श्री विष्णु प्रसाद पौडेलज्यू बैंकको ५६औं वार्षिकोत्सवको अवसरमा सम्बोधन गर्नुहुँदै ।



बैंक संचालक समितिका अध्यक्ष श्री धनिराम शर्माज्यूलाई स्वागत गर्नुहुँदै  
बैंकका प्रमुख कार्यकारी अधिकृत श्री किरण कुमार श्रेष्ठ ।





नेपाल प्रहरीका प्रहरी महानिरीक्षकको उपस्थितिमा नेपाल प्रहरी र बैंक बीच बैकिङ्ग कारोबार सम्बन्धी सम्झौता कार्यक्रम ।



बैंकद्वारा आयोजित वित्तीय साक्षरता कार्यक्रमको एक भलक ।





बैंकको ब्राण्ड एम्बेसडर मिस नेपाल २०२० श्री नम्रता श्रेष्ठज्यूलाई सम्मान पत्र प्रदान गर्नुहुँदै बैंकका प्रमुख कार्यकारी अधिकृत श्री किरण कुमार श्रेष्ठ ।



बैंकको ५६औं वार्षिकोत्सवको अवसरमा आयोजित रक्तदान कार्यक्रमको एक भलक ।





संविधान दिवस तथा राष्ट्रिय दिवस २०७६ मा सहभागी बैंकका कर्मचारीहरू



सहुलियतपूर्ण कर्जा प्रदान गर्ने सम्बन्धी समझदारी पत्र आदानप्रदान गर्दै कमलामाई नगर पालिकाका मेयर र राष्ट्रिय वाणिज्य बैंकका प्रमुख कार्यकारी अधिकृत ।

१३६



[illegible]

[illegible]

[illegible]

www.rbb.com.np

सहूलियत दिने  
भनेकै आफ्नैले  
त हो नि !

आफ्नो भनेको  
आफ्नै हुन्छ

RBB

साना तथा  
मझौला कर्जा

SME LOAN

व्याज अनुदान सहितको कर्जाले,  
तपाईंको सपना पूरा हुनेछ ।

तपाईंको आफ्नै बैंक



राष्ट्रिय वाणिज्य बैंक लि.  
RASTRIYA BANJYA BANK LTD.

...तपाईंको आफ्नै बैंक

www.rbb.com.np



आफ्नो भन्नेको  
आफ्नै हुन्छ

**७.२५%**  
**ब्याजदर**

एक वर्ष सम्म ब्याज अपरिवर्तनीय

DigiPro/2020

**तपाईंलाई खुशी  
दिने आफ्नैले त  
हो नि !**

- » **कर्जाको अधिकतम सीमा:** बढि मा रु. १ करोड ५० लाख सम्म
- » घर कर्जा SWAP गर्न / नयाँ घर निर्माण गर्न / नयाँ घर खरिद गर्नको लागि लिन सकिने ।
- » न्यूनतम प्रशोधन शुल्क ।
- » व्याज तथा किस्ता भुक्तानीमा लचकता ।
- » **भुक्तानी अवधि:** अधिकतम २० वर्ष सम्म ।
- » ७ कार्य दिनमा कर्जा प्रवाह\* ।

\*घातक लागु हुनेछन् ।

यस कर्जाको लागि आफूलाई पायक पर्ने राष्ट्रिय वाणिज्य बैंकको नजिकको शाखा कार्यालयमा सम्पर्क राख्नुहोला ।

**तपाईंको आफ्नै बैंक**



ने.रा.बैंकबाट 'क' वर्गको इजाजतपत्रप्राप्त संस्था

राष्ट्रिय वाणिज्य बैंक लि. केन्द्रीय कार्यालय, सिंहदरबार प्लाजा, काठमाण्डौ  
फोन: (९७७-१) ४२५-२५९५ । फ्याक्स: (९७७-१) ४२५-२९३९ । ईमेल: rbb.info@rbb.com.np



तपाईंलाई खुशी  
दिने आफ्नैले त  
हो नि !

आफ्नो भूमेको  
आफ्नै हुन्छ



आफ्नै गाडी चढ्ने सपना  
साकार पारी खुशी हुनुहोस् ।

तपाईंको आफ्नै बैंक

- » निजी प्रयोजनको लागि: विजक (Invoice) मूल्यको ५०% सम्म र बढीमा रु. १ करोड सम्म
- » व्यवसायिक प्रयोजनको लागि: विजक (Invoice) मूल्यको ७०% सम्म र बढीमा रु. १ करोड सम्म
- » व्याज दर रेट: BASE RATE + PREMIUM



ने.रा.बैंकबाट 'क' वर्गको इजाजतपत्रप्राप्त संस्था ...तपाईंको आफ्नै बैंक

# राष्ट्रिय वाणिज्य बैंकमा नयाँ खाता खोल्दा



राष्ट्रिय वाणिज्य बैंक लि.  
RASTRYA BANJYA BANK LTD.

...रापाईको आफ्नै बैंक

## नेपाल टेलिकमको सिमकार्ड सितैमा



**NAMASTE**  
PREPAID SIM CARD  
4G  
Nepal Telecom

राष्ट्रको सञ्चार



नेपाल टेलिकम

Download NT APP




twitter.com/ndcl\_nt  
facebook.com/NepalTelecom.NT  
Instagram: com/nepaltelecomofficial

App Store Google play


www.ntc.net.np

आफ्नो भनेको  
आफ्नै हुन्छ



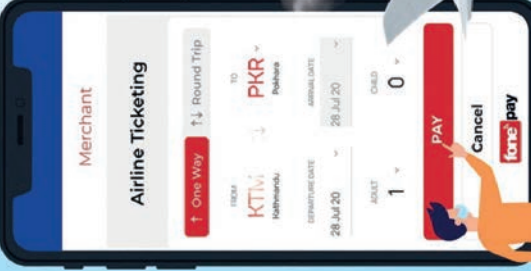
राष्ट्रिय वाणिज्य बैंक लि.  
RASTRYA BANJYA BANK LTD.

...रापाईको आफ्नै बैंक




## आफ्नो RBB Smart प्रयोग गरी हवाईजहाजको Ticket काटौं

सावधानी अपनाई सुरक्षित यात्रा गरौं



Merchant  
Airline Ticketing  
One Way Round Trip  
FROM KTM Kathmandu TO PKR Pokhara  
DEPARTURE DATE 28 Jul 20 ARRIVAL DATE 29 Jul 20  
ADULT 1 CHILD 0  
PAY Cancel fare2-pay



Google Play App Store

Buddha Air Yeti Airlines Shree Airlines Simrik Air Saurya Airlines




आफ्नो भनेको  
आफ्नै हुन्छ



# ATTENTION RETAILERS & BUSINESSES!

Your worries are over! Accept all types of  
payments with State of Art Technology  
POS Systems!



For Further Details  9801915803, 9851232023

## Management Committee of RBBL



Mr. Kiran Kumar Shrestha, CEO  
Chairperson



Mr. Kabi Raj Adhikari, Deputy CEO  
Member



Ms. Saraswati Adhikari, DEO  
Member



Mr. Debesh Prasad Lohani, DEO  
Member



Mr. Devendra Raman Khanal, DEO  
Member



Mr. Pawan Regmi, Chief Manager  
Member



Mr. Bimal Dangol, Chief Manager  
Member



Mr. Binaya Raman Paudel, Chief Manager  
Member



Mr. Bholanath Poudel  
Member Secretary





**राष्ट्रीय वाणिज्य बैंक लि.**  
**RASTRIYA BANIJYA BANK LTD.**

Central Office:  
Singha Durbar Plaza, Kathmandu, Nepal  
G.P.O. Box: 8368  
Tel.: 977-1-4252595 Ext. 2817/2815  
Fax: 977-1-4252931 / SWIFT : RBBANPKA  
Website: [www.rbb.com.np](http://www.rbb.com.np)