




राष्ट्रिय वाणिज्य बैंक लिमिटेड

१७औं वार्षिक प्रतिवेदन

आर्थिक वर्ष २०७८/०७९



राष्ट्रिय वाणिज्य बैंक लि.
RASTRIYA BANIJYA BANK LTD.

...तपाईंको आफ्नै बैंक

संचालक समिति



डा. बलराम पाठक
अध्यक्ष



शम्भु प्रसाद मरासिनी
संचालक



प्रा.डा. राजनबहादुर पौडेल
संचालक



रोमिला ढकाल उप्रेती
संचालक



दिलिप कुमार ढुंगाना
संचालक



सुशिल घिमिरे
संचालक



लक्ष्मण घिमिरे
स्वतन्त्र संचालक



हेमराज खरेल
कम्पनी सचिव



राष्ट्रिय वाणिज्य बैंक लिमिटेड
१७ औं वार्षिक साधारण सभा

वार्षिक प्रतिवेदन
आर्थिक वर्ष २०७८/०७९

मिति: २०७८/०९/२८

विषय सूची

१. १७औं वार्षिक साधारण सभा सम्बन्धी सूचना	३-४
२. प्रोक्सी फाराम	५
३. Vision, Mission and Core Values	६
४. बैंकको सांगठनिक संरचना	७
५. बैंकको संक्षिप्त परिचय	९
६. सञ्चालक समितिका अध्यक्षको मन्तव्य	११-१४
७. सञ्चालक समितिबाट प्रस्तुत आ.व. २०७८/०७९ को वार्षिक प्रतिवेदन	१५-३३
८. कम्पनी ऐन २०६३ को दफा ५१ बमोजिमको विवरण	३४-३६
९. कम्पनी ऐन २०६३ को दफा ७८ बमोजिमको विवरण	३७-४०
१०. लेखापरीक्षण प्रतिवेदन	४१-५८
११. आ.व. २०७८/०७९ को वित्तीय विवरण तथा अनुसूचीहरू	५९-१४७
१२. राष्ट्रिय वाणिज्य बैंक लि.को मिति २०७९ पौष २८ गते बस्ने १७औं वार्षिक साधारण सभाबाट हुने निर्णयहरूको कारण बैंकको प्रबन्धपत्र तथा नियमावलीमा गरिने संशोधनको तीन महले विवरण	१४८
१३. राष्ट्रिय वाणिज्य बैंकका विभागीय प्रमुख र प्रदेश कार्यालय प्रबन्धकहरूको नामावली	१४९
१४. लाभांश वितरण गर्ने स्वीकृति सम्बन्धी अर्थ मन्त्रालयको पत्र	१५०
१५. लाभांश घोषणा/वितरण वार्षिक वित्तीय विवरण प्रकाशन गर्ने सम्बन्धी नेपाल राष्ट्र बैंकको पत्र	१५१
१६. बैंकका महत्वपूर्ण क्रियाकलापहरूको झलक	१५२-१५७

राष्ट्रिय वाणिज्य बैंक लिमिटेड

सिंहदरबारप्लाजा, काठमाडौं

वार्षिक साधारण सभा सम्बन्धी सूचना

(प्रथम पटक प्रकाशित मिति: २०७९/०९/०७ गते, गोरखापत्र दैनिक)

(दोस्रो पटक प्रकाशित मिति: २०७९/०९/०८ गते, गोरखापत्र दैनिक)

यस बैंकको सञ्चालक समितिको मिति २०७९/०९/०६ गते बसेको २५८२ औं बैठकको निर्णयानुसार बैंकको १७ औं वार्षिक साधारण सभा निम्न मिति, समय र स्थानमा निम्न विषयहरूमा छलफल तथा निर्णय गर्न बस्ने भएको हुँदा कम्पनी ऐन, २०६३ को दफा ६७ अनुसार सम्पूर्ण शेयरधनी महानुभावहरूको जानकारी एवं उपस्थितिका लागि यो सूचना प्रकाशन गरिएको छ।

(क) साधारण सभा हुने मिति, समय र स्थान :

मिति : २०७९/०९/२८ गते, बिहीबार।

समय : दिनको २:०० बजे।

स्थान : दरबारमार्ग स्थित राष्ट्रिय वाणिज्य बैंक लिमिटेडको सभाहल।

(ख) छलफलका विषयहरू :

(अ) साधारण प्रस्तावहरू

- (१) सञ्चालक समितिको तर्फबाट अध्यक्षज्यूले प्रस्तुत गर्नुहुने बैंकको आ.व.२०७८/७९ को वार्षिक प्रतिवेदन उपर छलफल गरी पारित गर्ने।
- (२) लेखापरीक्षण प्रतिवेदन सहितको २०७९ आषाढ मसान्तको वित्तीय स्थितिको विवरण, मिति २०७८/०४/०१ देखि २०७९/०३/३२ सम्मको नाफा तथा नोक्सान विवरण, सोही अवधिको नगद प्रवाह विवरण तथा शेयरधनी कोष परिवर्तनको विवरण लगायतका वित्तीय विवरणहरू उपर छलफल गरी पारित गर्ने।
- (३) सञ्चालक समितिले प्रस्ताव गरे अनुरूप बैंकको २०७९ आषाढ मसान्तमा कायम रहेको चुक्ता शेयर पूंजी रु.१३,९४,०३,५९,०९९।- को ७.५० (सात दशमलव पाँच) प्रतिशतका दरले हुन आउने रकम रु.१,०४,५५,२६,९३२।४३ (अक्षरेपी एक अर्ब चार करोड पचपन्न लाख छब्बिस हजार नौ सय बत्तिस पैसा त्रिचालिस मात्र।) (कर प्रयोजनको लागि समेत) नगद लाभांश वितरण गर्न स्वीकृति प्रदान गर्ने।
- (४) आ. व. २०७९/८० को लागि बाह्य लेखापरीक्षक नियुक्त गर्ने तथा निजहरूको पारिश्रमिक निर्धारण गर्ने।

(आ) विशेष प्रस्तावहरू:

- (१) बैंकका शेयरधनीहरूलाई २०७९ आषाढ मसान्तमा कायम चुक्ता पूंजी रु.१३,९४,०३,५९,०९९।- को ५ (पाँच) प्रतिशतले हुने रु.६९,७०,१७,९५,४१९.५ (अक्षरेपी उनान्सत्तरी करोड सत्तरी लाख सत्र हजार नौ सय चौवन्न पैसा पन्चानब्बे मात्र) बोनस शेयर (लाभांश) प्रदान गर्ने सञ्चालक समितिको प्रस्ताव पारित गर्ने।
- (२) नेपाल सरकारबाट यस बैंकको शेयर पूंजीमा लगानी बापत प्राप्त रकम रु. १,००,००,००,०००।- (अक्षरेपी एक अर्ब मात्र) बैंकको जारी पूंजी र चुक्ता पूंजीमा थप गर्ने।
- (३) विशेष प्रस्ताव नं. १ र २ बमोजिमका निर्णयहरू कार्यान्वयन गर्न बैंकको प्रबन्धपत्र र नियमावलीमा आवश्यक संशोधन गर्ने तथा सो सम्बन्धमा नेपाल राष्ट्र बैंक तथा अन्य नियामक निकायबाट कुनै संशोधन, परिमार्जन तथा निर्देशन भएमा सो बमोजिम परिमार्जन गर्न सक्ने अख्तियारी बैंकको सञ्चालक समितिलाई प्रदान गर्ने।

(इ) विविध

- (१) स्वतन्त्र संचालकको नियुक्ति सम्बन्धमा साधारण सभामा जानकारी प्रदान गर्ने।

साधारण सभा सम्बन्धी अन्य जानकारी

१. वार्षिक साधारण सभा प्रयोजनको निमित्त मिति २०७९/०९/१८ गते शेयरधनी दर्ता पुस्तिका बन्द (Book Close) रहनेछ । नेपाल स्टक एक्सचेन्ज लि.मा मिति २०७९/०९/१७ गतेसम्म कारोबार भई नियमानुसार शेयर नामसारी भएका शेयरधनीहरूले मात्र यस साधारण सभामा सहभागी हुन तथा आ.व. २०७८/०७९ को लाभांश पाउन योग्य हुनेछन् ।
२. साधारण सभामा भाग लिन इच्छुक शेयरधनी महानुभावहरूले शेयर प्रमाणपत्र वा हितग्राही नं. तथा आफ्नो परिचय खुल्ने प्रमाण वा सोको प्रतिलिपि अनिवार्य रूपमा साथमा लिई आउनुहुन अनुरोध छ ।
३. शेयरधनी महानुभावहरूको उपस्थिति पुस्तिकामा दस्तखत गर्न शेयरधनी उपस्थिति पुस्तिका साधारण सभा हुने दिन दिउँसो १:०० बजे देखि २:०० बजे सम्म खुल्ला गरिनेछ ।
४. साधारणसभामा भाग लिनका लागि प्रतिनिधि (प्रोक्सी) नियुक्त गर्न चाहने शेयरधनीहरूले प्रचलित कम्पनी कानूनले तोकेको ढाँचामा प्रतिनिधि पत्र (प्रोक्सी) फारम भरी सभा शुरु हुनुभन्दा कम्तीमा ७२ घण्टा अगाडि बैंकको केन्द्रीय कार्यालय स्थित सञ्चालक समितिको सचिवालयमा दर्ता गराई सक्नुपर्नेछ । बैंकको शेयरधनी बाहेक अरुलाई प्रोक्सी दिन र एकभन्दा बढी व्यक्तिलाई आफ्नो शेयर विभाजन गरी तथा अन्य कुनै किसिमबाट छुट्याई प्रोक्सी दिन पाइने छैन, यसरी दिइएको प्रोक्सी सबै बदर हुनेछन् ।
५. एकजना शेयरधनीले एकभन्दा बढीलाई प्रतिनिधि (प्रोक्सी) मुकरर गरेमा प्रतिनिधि (प्रोक्सी) स्वतः बदर हुनेछ । तर प्रतिनिधि (प्रोक्सी) नियुक्त गरिसकेपछि सम्बन्धित शेयरधनीले प्रतिनिधि फेरबदल गर्न चाहनेमा यस अघि दिएको प्रतिनिधि पत्र (प्रोक्सी) बदर गरी यो प्रतिनिधि पत्र (प्रोक्सी) लाई मान्यता दिइयोस् भन्ने छुट्टै पत्र सहित प्रोक्सी फारम कम्पनीको केन्द्रीय कार्यालयमा सभा शुरु हुनु भन्दा ७२ घण्टा अगावै दर्ता गराएको अवस्थामा अधिल्लो प्रतिनिधिलाई स्वतः बदर भएको मानी पछिल्लो प्रतिनिधि (प्रोक्सी) लाई मान्यता दिइनेछ ।
६. प्रतिनिधि नियुक्त गरिसकेको शेयरधनी आफै सभामा उपस्थित भई हाजिरी पुस्तिकामा दस्तखत गरेमा निजले दिएको प्रतिनिधि (प्रोक्सी) स्वतः बदर हुनेछ ।
७. दफा ३, ४ र ५ मा उल्लेखित दिन कुनै सार्वजनिक बिदा पर्न गएमा पनि सो दफाहरूमा उल्लेखित प्रयोजनको निमित्त कम्पनीको कार्यालय खुल्ला रहनेछ ।
८. एकभन्दा बढी व्यक्तिहरूको संयुक्त नाममा शेयर दर्ता रहेको अवस्थामा सर्वसम्मतबाट प्रतिनिधि चयन गरिएको एकजनाले मात्र वा लगत किताबमा पहिलो नाम उल्लेख भएको व्यक्तिले सभामा भाग लिन सक्नेछ ।
९. नाबालक वा मानसिक सन्तुलन ठीक नरहेको शेयरधनीहरूको तर्फबाट कम्पनीको शेयर दर्ता किताबमा संरक्षकको रूपमा नाम दर्ता भइसकेका महानुभावहरूले सभामा भाग लिन, मतदान गर्न वा प्रतिनिधि तोक्न सक्नु हुनेछ ।
१०. संगठित संस्थाका शेयरधनी भएमा त्यस्ता संगठित संस्थाद्वारा मनोनित व्यक्तिले ल्याउने गरी प्रोक्सी फारम संस्थाको छाप र आधिकारिक व्यक्तिको दस्तखत हुनु पर्नेछ ।
११. साधारण सभा सम्बन्धमा थप जानकारी आवश्यक परेमा कार्यालय समय भित्र बैंकको केन्द्रीय कार्यालयस्थित सञ्चालक समितिको सचिवालयमा सम्पर्क राख्न अनुरोध गरिन्छ । साथै अन्य जानकारीका लागि बैंकको वेबसाईट www.rbb.com.np मा हेर्न सकिनेछ ।

संचालक समितिको आज्ञाले,
कम्पनी सचिव

कम्पनी ऐन, २०६३ को दफा ७१ सँग सम्बन्धित (प्रोक्सी फारम)

मिति: २०७९। ।

श्री राष्ट्रिय बाणिज्य बैंक लिमिटेड,
सिंहदरबार प्लाजा, काठमाण्डौ ।

विषय : प्रतिनिधि नियुक्त गरिएको बारे ।

महाशय,

.....जिल्ला.....न.पा./गा.पा.वडा नं.....वस्ने म/हामी..... ले त्यस लि. को शेयरधनीको हैसियतले संवत् २०७९ साल पौष महिना २८ गते, बिहीबार (तदनुसार २०२३/१/१२) का दिन हुने १७औं वार्षिक साधारण सभामा म/हामी स्वयं उपस्थित भई छलफल तथा निर्णयमा सहभागी हुन नसक्ने भएकोले उक्त सभामा मेरो /हाम्रो तर्फबाट भाग लिनको लागि.....जिल्ला.....न.पा./गा.पा.वडा नं.....वस्नेलाई मेरो /हाम्रो प्रतिनिधि नियुक्त गरी पठाएको छु/छौं ।

प्रतिनिधि नियुक्त भएको व्यक्तिको	निवेदक
हस्ताक्षर नमुना:	शेयरधनी नं:
परिचय पत्र नं:	दस्तखत:
मिति:	नाम:
	ठेगाना:
	शेयर संख्या:
	मिति:

साधारण सभामा स्वयं आफै उपस्थित हुन नसक्ने शेयर धनीहरुले यस बैंकको केन्द्रीय कार्यालय सञ्चालक समितिको सचिवालय, सिंहदरबार प्लाजा, काठमाण्डौ फोन नं.०१-४२५२५९५ एक्सटेन्सन २८१७ मा सम्पर्क गरी १७औं वार्षिक साधारण सभाको लागि तयार पारिएको प्रोक्सी फारम बुझी सो फारम भरी मिति २०७९ साल पौष २५ गते, सोमबार दिनको ०२:०० बजे सम्म सोही स्थानमा बुझाउन हुन सुचित गरिन्छ ।

प्रवेश पत्र

श्री राष्ट्रिय बाणिज्य बैंक लिमिटेडको १७ औं वार्षिक साधारण सभामा उपस्थितिको लागि जारी गरिएको प्रवेश पत्र

शेयर धनीको नाम : दस्तखत :
शेयर धनी नं:.....

द्रष्टव्य:

- १) शेयरधनी आफैले खाली कोष्ठहरु भर्नुहोला ।
- २) सभाकक्षमा प्रवेश गर्न यो प्रवेश-पत्र प्रस्तुत गर्न अनिवार्य छ ।
- ३) शेयरधनी स्वयं उपस्थित भएमा प्रोक्सीद्वारा नियुक्त प्रतिनिधि स्वतः रद्द हुने छ ।
- ४) प्रोक्सी दिँदा कम्पनीको शेयर धनीलाई मात्र दिन पाइने छ ।

नोट : यो निवेदन साधारण सभा शुरु हुनु भन्दा कम्तिमा ७२ घण्टा अगावै यस बैंकको केन्द्रीय कार्यालय सञ्चालक समितिको सचिवालय, सिंहदरबार प्लाजामा पेश गरी सक्नुपर्नेछ ।

Vision, Mission and Core Values



"The most credible bank for one and all, always contributing towards Nation's prosperity"

VISION



We strive to enhance the quality of life of all Nepalese by eliminating barriers to financial access and helping them achieve their full potential; and by ensuring safe, innovative and affordable financial services, through vast networks of efficient centers, socially responsible business processes and empathetic human resources.

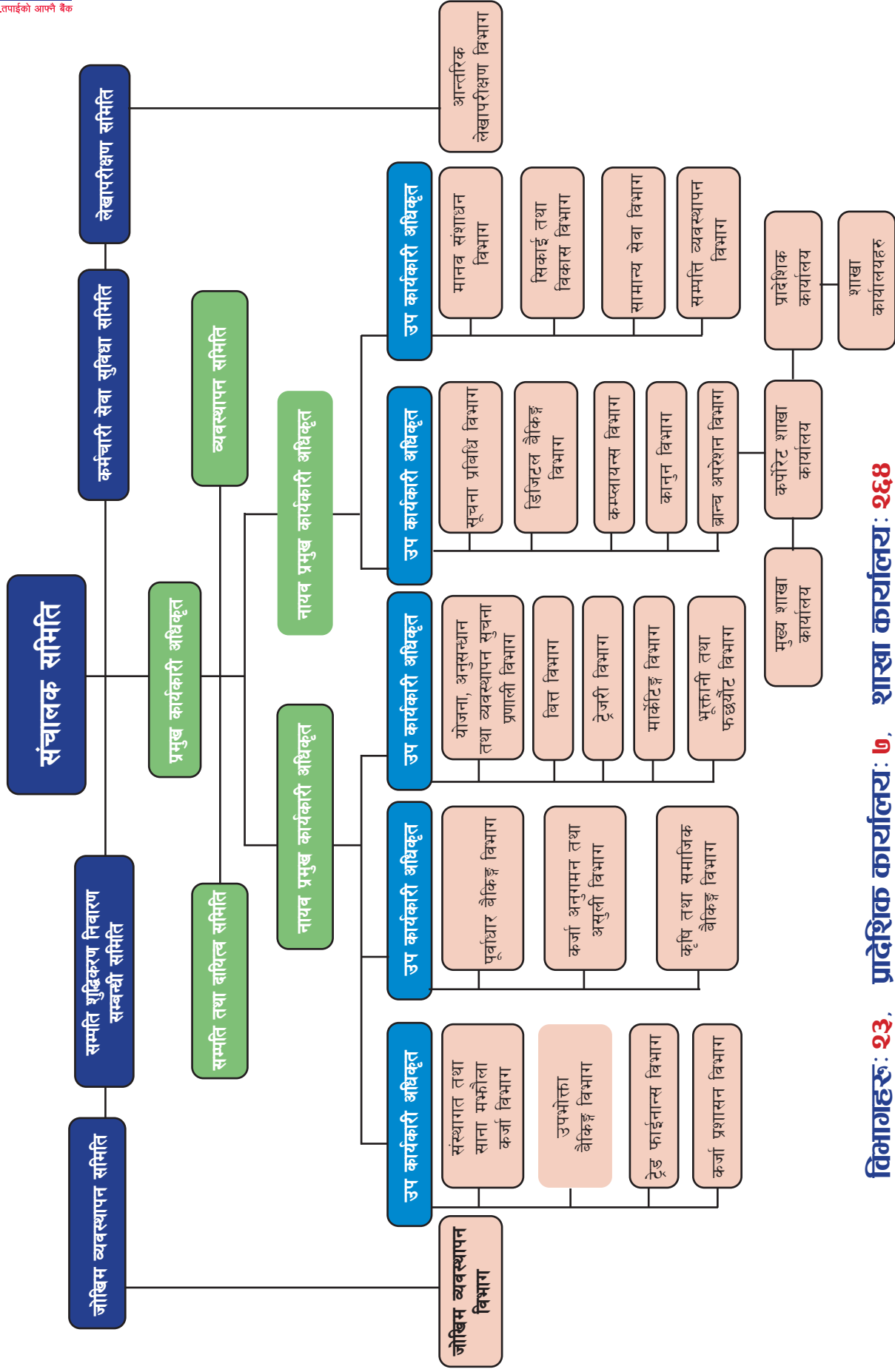
MISSION



1. Respect people and their community.
2. Effectiveness and efficiency in our business process.
3. Value all kind of resources.
4. Responsible and accountable for our deliveries.
5. Honesty, integrity and credibility in each of our action.

CORE VALUES

सांगठनिक संरचना (Organizational Structure)





संचालक समितिका पदाधिकारीज्यूहरू: (बायाँबाट बस्नुभएको क्रमशः) संचालक श्री शम्भु प्रसाद मरासिनी, अध्यक्ष डा. बलराम पाठक, संचालक प्रा.डा. राजनबहादुर पौडेल र स्वतन्त्र संचालक श्री लक्ष्मण घिमिरे,
बायाँबाट उभिनुभएका क्रमशः संचालक श्री दिलिप कुमार ढुंगाना, संचालक श्री रोमिला ढकाल उप्रेती र संचालक श्री सुशिल घिमिरे

बैंकको संक्षिप्त परिचय

राष्ट्रिय बाणिज्य बैंक लिमिटेड देशका कुना कन्दरासम्म छरिएर रहनु भएका ग्राहकहरूलाई बैंकिङ्ग सेवा पुऱ्याउँदै आएको आधा शताब्दीभन्दा लामो इतिहास बोकेको बैंक हो । वि. सं. २०२२ साल माघ १० गते नेपाल सरकारको पूर्ण स्वामित्वमा तत्कालिन विशेष ऐन, राष्ट्रिय बाणिज्य बैंक ऐन, २०२१ अन्तर्गत स्थापना भएको यस बैंक वि. सं. २०३१ सालदेखि बाणिज्य बैंक ऐन, २०३१ अन्तर्गत संचालनमा रहेको थियो । वि.सं. २०६३ साल वैशाख ६ गते पब्लिक लिमिटेड कम्पनीको रूपमा कम्पनी रजिष्ट्रारको कार्यालयमा दर्ता भई हाल बैंक तथा वित्तीय संस्था सम्बन्धी ऐन, २०७३ को व्यवस्था अनुसार 'क' वर्गको इजाजतपत्र प्राप्त बाणिज्य बैंकको रूपमा संचालन भैरहेको छ । नेपाल सरकारको पूर्ण स्वामित्वमा रहेको यस बैंकमा वि.सं. २०७५ साल वैशाख १९ गते एन.आई.डि.सि. डेभलपमेन्ट बैंक लिमिटेड गाभिए पश्चात बैंकमा

नेपाल सरकारको ९९.९७ प्रतिशत र सर्वसाधारणको ०.०३ प्रतिशत शेयर स्वामित्व रहन आएको छ ।

काठमाण्डौ महानगरपालिका वडा नं. ११ सिंहदरवार प्लाजामा केन्द्रीय कार्यालय रहेको यस बैंकले आजका दिनसम्म आईपुग्दा देशका ७ वटै प्रदेशमा प्रादेशिक कार्यालयहरू स्थापना गरी ७७ वटै जिल्लाका सबै सदरमुकाम सहित आफ्ना २६४ वटा शाखाहरूको माध्यमबाट करीब ४० लाख ग्राहकहरूलाई बैंकिङ्ग सेवा प्रवाह गरी पुँजी निर्माणका साथै देशमा उत्पादन र रोजगारीको सिर्जना गर्न उल्लेखनीय योगदान पुऱ्याउँदै आएको छ । यस बैंकका ग्राहक, शेयरधनी, नियामक निकाय तथा नेपाल सरकारको निरन्तर सहयोग र विश्वासका कारण आज देशकै अग्रणी एवं विश्वसनीय बैंक बन्न सफल भएको छ ।





डा. बलराम पाठक
अध्यक्ष, सञ्चालक समिति

सञ्चालक समितिका अध्यक्षको मन्तव्य

आदरणीय शेयरधनी महानुभावहरु,

सर्वप्रथम यस बैंकको १७ औं वार्षिक साधारण सभामा उपस्थित हुनुभएका सम्पूर्ण शेयरधनी, आमन्त्रित अतिथि एवं अन्य महानुभावहरुमा संचालक समितिको तर्फबाट हार्दिक स्वागत अभिवादन व्यक्त गर्दछु।

बैंकिङ्ग संस्कृति, सुविधा, वित्तीय साक्षरता, बैंकिङ्ग गतिविधि अत्यन्त सिमित मात्रामा रहेको परिवेशमा नेपालको दोश्रो वाणिज्य बैंकको रूपमा स्थापना भएको यस बैंकले स्थापनाकालदेखि आजसम्म आईपुग्दा विभिन्न आरोह र अवरोह पार गर्दै मुलुकको बैंकिङ्ग क्षेत्रमा महत्वपूर्ण योगदान पुऱ्याउँदै आईरहेको कुरा यहाँहरुलाई विदितै छ। यस बैंकसँगको सहयात्रामा साथ दिनुहुने नेपाल सरकार, शेयरधनीहरु, ग्राहकवर्ग, संचालकज्यूहरु, कर्मचारीवर्ग, शुभचिन्तक तथा सम्पूर्ण सरोकारवालाहरु प्रति आज यस बैंकको १७ औं वार्षिक साधारण सभाको अवसरमा हार्दिक आभार तथा कृतज्ञता व्यक्त गर्न चाहन्छु।

बैंकको संचालक समिति र व्यवस्थापन बीचको सुमधुर सम्बन्ध र उच्च व्यावसायिकता तथा ग्राहकवर्गबाट प्राप्त अपार विश्वासले राष्ट्रिय वाणिज्य बैंक आज एक सबल, सक्षम अनि प्रतिस्पर्धी बैंकको रूपमा नेपाली बैंकिङ्ग क्षेत्रमा अग्रणी स्थानमा रहन सफल रहेको कुरा आज यस समारोहमा सुनाउन पाउँदा मलाई खुशी लागेको छ।

आदरणीय शेयरधनी महानुभावहरु,

राष्ट्रिय वाणिज्य बैंक लिमिटेडले आफ्नो स्थापनाकालदेखि नै ग्राहक सेवा, सामाजिक उत्तरदायित्व निर्वाह तथा राष्ट्रिय जिम्मेवारी बहन गर्ने क्षेत्रमा अग्रपंक्तिमा रहेर कार्य गर्दै आएको छ। केही वर्ष पहिलेको विनाशकारी भूकम्प, त्यस पछि कोभिड १९ र त्यसका विभिन्न चरणबद्ध श्रृङ्खला जस्ता कठिन परिस्थितिमा पनि यस बैंकले आफ्ना ग्राहकहरुलाई निरन्तर बैंकिङ्ग सेवा पुर्याउँदै आएको कुरा यहाँहरु समक्ष स्मरण गराउन

चाहन्छु। कोभिडका समयमा पर्यटन, उद्योग, व्यापार, शिक्षा, स्वास्थ्य, आपूर्ति श्रृंखला, आवागमन लगायत अर्थतन्त्रका सम्पूर्ण क्षेत्रहरु प्रभावित भई पुनरुत्थान हुन लागेको नेपाली अर्थतन्त्र रुस-युक्रेन युद्धका कारण विश्व आपूर्ति तथा उत्पादन प्रणाली अवरुद्ध भई खाद्य तथा गैरखाद्य वस्तु र पेट्रोलियम पदार्थको मूल्यमा भएको वृद्धि र अमेरिकी डलरको अधिमूल्यनका कारण विश्वव्यापी रूपमा मुद्रास्फीति बढेसँगै नेपालको मुद्रास्फीति पनि उच्च रहेको छ। बैंकिङ्ग प्रणालीमा निक्षेप वृद्धि हुन नसकी लगानीयोग्य रकमको अभाव हुँदा बैंकको कर्जा वृद्धि हुन सकेन जसले गर्दा आम्दानी तथा नाफामा प्रत्यक्ष असर गऱ्यो।

आदरणीय शेयरधनी महानुभावहरु,

नेपालमा हाल सञ्चालनमा रहेका 'क' वर्गका वाणिज्य बैंकहरुको शाखा संख्या ५,०९० पुगेको छ। बैंक तथा वित्तीय संस्थाहरु एक आपसमा गाभ्ने/गाभिने क्रम अभै पनि यथावत नै रहेको देखिन्छ। फलस्वरूप विगतको अवस्था र उपस्थितिमा परिवर्तन भई थप प्रतिस्पर्धी क्षमताका साथ वाणिज्य बैंकहरु प्रस्तुत भईरहेका छन्। कोभिड-१९ को प्रकोप पछि आर्थिक गतिविधिहरुमा आएको वृद्धिले बैंक तथा वित्तीय संस्थाहरुको कर्जा अप्रत्यासित रूपमा बढेको, वस्तु तथा सेवाको आयातमा वृद्धि भएको, कर्जा लगानीको तुलनामा निक्षेपमा वृद्धि हुन नसकेको जस्ता कारणहरुले बैंकहरु बीच निक्षेप संकलनमा तीव्र प्रतिस्पर्धा भएको देखिन्छ। बैंकहरुमा लगानीयोग्य रकमको कमी भएको कारण आ.व.२०७८/७९ को पछिल्ला ३ महिनादेखि नै नयाँ तथा थप कर्जा लगानी लक्ष्य अनुसार हुन सकेको छैन। आयातमा नियन्त्रण गर्न नेपाल राष्ट्र बैंकले लागु गरेका व्यवस्थाका कारण बैंकको प्रतितपत्र कारोबारमा समेत असर परेको छ। यो अवस्था हालसम्म पनि कायम रहेकोले चालु आर्थिक वर्षमा बैंकको आम्दानी तथा मुनाफामा प्रत्यक्ष असर पर्ने देखिन्छ। बैंकिङ्ग क्षेत्रमा सूचना प्रविधिको बढ्दो प्रयोगले बैंकका सेवा सुविधाहरु सूचना प्रविधिमैत्री हुनुपर्ने र ग्राहकको चाहना अनुरूपको सेवा सुविधाहरु प्रवाह गर्नुपर्ने वर्तमान अवस्थामा यस

बैंकले पनि आफ्ना सेवा सुविधाहरुमा समयसापेक्ष परिमार्जन गर्दै प्रविधिमा आधारित विभिन्न सेवाहरुको माध्यमबाट ग्राहकहरु समक्ष आफ्ना गुणस्तरीय सेवाहरु प्रवाह गर्नुपर्ने आवश्यकतालाई प्राथमिकतामा राखेर बैंकको सञ्चालक समितिले नीतिगत निर्णयहरु लिइरहेको छ र आगामी दिनमा समेत यसतर्फ निरन्तर कटिबद्ध रहिरहनेछ ।

उल्लेखित पृष्ठभूमिका बीच यस बैंकले आ.व. २०७८/७९ मा हासिल गरेका तथा वर्तमान अवधिसम्ममा हासिल केही महत्वपूर्ण उपलब्धिहरुलाई संक्षेपमा यहाँहरु समक्ष प्रस्तुत गर्न चाहन्छु ।

आदरणीय शेयरधनी महानुभावहरु,

आर्थिक वर्ष २०७८/७९ मा राष्ट्रिय-अन्तर्राष्ट्रिय परिवेशमा देखिएको चुनौतीपूर्ण परिस्थितिको बावजुद बैंकले अघिल्लो वर्षको खुद मुनाफाको तुलनामा रु.८७ करोड वृद्धि गरी रु.४ अर्ब २९ करोड खुद मुनाफा आर्जन गर्न सफल भएको छ । बैंकले हासिल गरेको यस उपलब्धिका लागि यस बैंकका शेयरधनी महानुभावहरु, ग्राहकवर्ग, कर्मचारीवर्ग, नियमनकारी निकाय, ट्रेड यूनियन तथा सम्पूर्ण सरोकारवालाहरु प्रति हार्दिक कृतज्ञता प्रकट गर्न चाहन्छु । त्यसै गरी विगत वर्षहरु भैं बैंकले यस वर्ष पनि शेयरधनीहरुलाई ७.५ प्रतिशत नगद लाभांश र ५ प्रतिशत शेयर लाभांश गरी कूल १२.५ प्रतिशत लाभांश वितरण गर्ने प्रस्ताव गरेको समेत जानकारी गराउन चाहन्छु ।

मुलुकको समृद्धि र अर्थतन्त्रको विकासका लागि नेपाल सरकारले अगाडि सारेका वित्त नीति तथा नेपाल राष्ट्र बैंकले ल्याएको मौद्रिक नीति कार्यान्वयनमा बैंक प्रतिबद्ध छ । उत्पादनशिल तथा प्राथमिकताप्राप्त क्षेत्र जस्तै: कृषि, जलविद्युत्, पर्यटन तथा रोजगारमुलक उद्योग जस्ता क्षेत्रमा यस बैंकले प्राथमिकताको साथ कर्जा लगानी गरिरहेको छ भने व्याज अनुदान सहितको बिना धितो सहूलियतपूर्ण कर्जा समेत बैंकको प्रमुख प्राथमिकतामा रहेको छ । चालु आ.व.को पहिलो त्रैमासको अन्त्यसम्म आईपुग्दा कूल ३,७५९ उद्यमीहरुलाई रु ३ अर्ब १२ करोड बराबरको विभिन्न शीर्षकमा बिना धितो सहूलियतपूर्ण कर्जा प्रवाह भएको छ ।

संघीय संरचना अनुसार यस बैंकले देशका ७ वटै प्रदेशका ७७ वटै जिल्लामा र भर्खरै मात्र सम्पूर्ण जिल्ला सदरमुकाममा पनि शाखा विस्तारको काम सम्पन्न

गरेको छ । आजको मिति सम्म आईपुग्दा हामी २६४ शाखा, ४६ बिस्तारित काउन्टर, २६८ ए.टि.एम., १,६८३ पस मेशिन, २४,९८१ क्यूआर स्टेण्डी र १०२ शाखा रहित बैकिङ्ग सञ्जाल मार्फत ग्राहकहरुलाई सेवा पुर्‍याउँदै आएका छौं । चालु आ.व.को पहिलो त्रैमाससम्म आईपुग्दा बैंकमा करिब ३८ लाख निक्षेप ग्राहक, २ लाख कर्जा ग्राहक, ६ लाख ४३ हजार भन्दा बढी डेबिट कार्ड ग्राहक तथा १५ लाख भन्दा बढी मोबाईल बैकिङ्ग ग्राहक र १८,८२० इन्टरनेट बैकिङ्ग सेवाका ग्राहक पुगेको समेत सहर्ष जानकारी गराउन चाहन्छु ।

चालु आ.व. को पहिलो त्रैमासमा बैंकको कूल निक्षेप रु.२ खर्ब ६१ अर्ब, कूल कर्जा रु. २ खर्ब २७ अर्ब, कर्जा निक्षेप अनुपात ८४.३६ प्रतिशत, कोषको लागत ६.५१ प्रतिशत, आधार दर ८.८५ प्रतिशत रहेको छ । बैकिङ्ग क्षेत्रमा विद्यमान प्रतिस्पर्धाको सामना गर्न यस बैंकले आफ्नो प्रतिस्पर्धी क्षमता अभिवृद्धि गर्दै समय सान्दर्भिक कार्य पद्धतिको विकास गर्ने उद्देश्यले बैंकका आन्तरिक नीति, नियम, निर्देशिका तथा कार्यविधिहरुमा समय सापेक्ष परिमार्जन गर्दै ल्याईएको छ । बैंकको सेवा प्रवाहलाई थप परिष्कृत गरी प्रभावकारी र कार्यकुशलतामा अभिवृद्धि ल्याउन Business Process Re-engineering सम्बन्धी कार्यलाई चालु आर्थिक वर्षको बजेट तथा कार्यक्रममा समावेश गरी सो सम्बन्धी कार्य योजनाबद्ध रुपमा अगाडि बढिरहेको छ । बैंकमा लामो समयदेखि अवरुद्ध नयाँ कर्मचारी नियुक्तिको प्रकृया हाल सुचारु रहेको र हालसम्म करिब ३५० जना नयाँ अधिकृत तथा सहायक कर्मचारीहरु खुल्ला प्रतियोगिताबाट छनौट गरी पदस्थापना गरिएको छ । थप करिब ४५० सहायक कर्मचारीहरुको पदस्थापनाको कार्य समेत आगामी ३ महिनाभित्र सम्पन्न हुने कुरा अवगत गराउन चाहन्छु । यसबाट बैंकको प्रतिस्पर्धी क्षमतामा अभि वृद्धि हुने कुरामा विश्वास लिएको छु । आर्थिक वर्ष २०७८/७९ मा विश्व अर्थतन्त्रको परिदृश्य, मुलुकको समग्र आर्थिक स्थिति, बैंकको वित्तीय विवरणहरु, चालु आर्थिक वर्षको हालसम्मको गतिविधिहरु तथा आगामी दिनहरुमा गरिने कार्यक्रमहरुको सम्बन्धमा विस्तृत रुपमा सञ्चालक समितिको वार्षिक प्रतिवेदन खण्डमा समावेश गरेको व्यहोरा निवेदन गर्न चाहन्छु ।

आदरणीय शेयरधनी महानुभावहरु,

नेपालको बैकिङ्ग क्षेत्रमा क्रियाशील बैंक तथा वित्तीय संस्थाहरुले आफ्नो पुँजी आधार बढाउने, गाभ्ने/गाभिने

तथा प्राप्तिको माध्यमबाट कारोबार बिस्तार गर्ने क्रम बढ्दै जाँदा नेपालको बैकिङ्ग क्षेत्र अत्यन्तै प्रतिस्पर्धी बन्दै गएको देखिन्छ । बैंकहरूको परिवर्तित आकार, बिस्तारित कारोबार, भौगोलिक उपस्थिति आदिको कारण यस बैंकले पनि आगामी दिनमा अझ धेरै चुनौतीहरूको सामना गर्नुपर्ने देखिन्छ । यस्तो परिस्थितिमा यस बैंकले आफुलाई अझ सक्षम र सबल सावित गर्न उत्कृष्ट तथा परिसकृत रणनीतिका साथ अघि बढ्नुपर्ने देखिएकोले हाम्रो ध्यान देहायका विषयहरूमा केन्द्रित रहेको कुरा अवगत गराउन चाहन्छु ।

१. तरलता अभावलाई सामना गर्न निक्षेप वृद्धि तथा परिचालन रणनीति तयार गरी बैंकको निक्षेप अभिवृद्धि गर्ने ।
२. बैंकको पुँजी वृद्धि गर्ने कार्यलाई निरन्तरता दिने ।
३. नियामकीय निर्देशनको अधिनमा रहेर कर्जा निक्षेप अनुपातको सन्तुलन कायम गरी कर्जा विस्तार कार्य गर्ने ।
४. ग्राहकहरूलाई छिटो छरितो, सरल बैकिङ्ग सेवा प्रवाह गर्ने ।
५. व्यवसायिक संभावना भएका स्थानहरूमा थप शाखा विस्तार गरी व्यवसाय विस्तार गर्ने ।
६. बैंकको नीति, नियम, निर्देशिका, कार्यविधिहरूलाई समय सापेक्ष बनाई कार्य चुस्तता ल्याउने ।
७. बैंकले यस आ.व. २०७९/८० मा विशेष रुपमा अङ्गिकार गरेको, Business, Process, Re-engineering सम्पत्ति उपयोगिता योजना, हिसाब मिलान एवं लागत नियन्त्रण परियोजना कार्यक्रमहरूलाई प्रभावकारी कार्यान्वयनमा ल्याउने ।
८. नेपाल सरकार तथा नियामक निकायहरूबाट निर्देश गरिएका कार्यक्रम एवं प्राथमिकता प्राप्त क्षेत्रहरूमा कर्जा लगानीलाई प्राथमिकतामा राख्ने ।
९. बैंकको निष्कृत्य कर्जा र गैर बैंकिङ्ग सम्पत्तिहरूको उचित व्यवस्थापन गर्ने ।
१०. बैंकको सूचना प्रविधिलाई समय सापेक्ष सुदृढ बनाउने ।
१०. थप स्रोत प्राप्त गर्न स्वदेशी एवं विदेशी ऋण लिने कार्य अगाडि बढाउने ।
११. कर्मचारीको पदपूर्ति, तालिम एवं पेशागत दक्षता अभिवृद्धि गर्ने कार्यलाई निरन्तरता दिने ।
१२. बैंकिङ्ग क्षेत्रमा देखिएका विद्यमान विविध प्रकारका जोखिमलाई न्यूनीकरण गर्न जोखिम व्यवस्थापन कार्यलाई थप प्रभावकारी एवं परिष्कृत बनाउने ।
१३. बैंकको आन्तरिक लेखापरीक्षण, बाह्य

लेखापरीक्षण तथा नेपाल राष्ट्र बैंकले औल्याइएका कैफियतहरूको सुधार गर्ने ।

१४. AML/CFT सम्बन्धी निर्देशनहरूको प्रभावकारी कार्यान्वयन गर्ने तथा संस्थागत सुशासन आन्तरिक नियन्त्रण प्रणाली र जोखिम न्यूनीकरण गर्न बैंकको समग्र विकासका लागि आवश्यक कार्यहरू सञ्चालन गर्ने ।

आदरणीय शेयरधनी महानुभावहरू,

मुलुकको अर्थतन्त्रमा अनपेक्षित उतार चढावका कारण बैकिङ्ग क्षेत्रमा समेत विभिन्न प्रकारका असरहरू देखिने गरेका छन् । विगतमा देखिएको कोभिड-१९ को प्रकोपले मुलुकको समग्र क्षेत्रमा नकारात्मक प्रभाव परेको तथ्य सर्वविदितै छ । वर्तमान समयमा समेत त्यस प्रकारका महामारीको पुनरावृत्ति हुनसक्ने संभावना देखिएको हुँदा भविष्यमा आउन सक्ने संकटको व्यवस्थापन गर्न समयमा नै आवश्यक योजना तर्जुमा गरी संकट समाधानको व्यवस्थापन गर्ने सामर्थ्य विकास गर्नुपर्ने देखिन्छ । वर्तमान समयमा बैकिङ्ग क्षेत्रले भोग्दै आएको तरलताको समस्यालाई सामना गर्न समेत बैंकले उपयुक्त किसिमका नीतिहरू तर्जुमा गर्नुपर्ने देखिन्छ । मुलुकमा हालै सम्पन्न स्थानीय, प्रदेश र संघीय निर्वाचनबाट तीनै तहमा नयाँ सरकारहरू गठन भैसकेको र यसबाट मुलुकको अर्थतन्त्र थप सुदृढ भई आगामी दिनहरू बैकिङ्ग क्षेत्रका लागि थप सुखमय तथा फलदायी हुने विश्वास लिएको छु । यसै सन्दर्भमा यस बैंकले समेत आगामी दिनहरूमा आफ्नो व्यवसायमा थप विस्तार गरी शेयरधनी तथा सरोकारवालाहरूको अपेक्षालाई पूरा गर्न बैंक प्रतिबद्ध रहेको कुरा निवेदन गर्न चाहन्छु ।

अन्त्यमा, बैंकलाई आजको अवस्थामा ल्याईपुन्याउन साथ दिनुहुने सबै सरोकारवाला पक्षहरूलाई यस विशेष अवसरमा हार्दिक धन्यवाद व्यक्त गर्न चाहन्छु । बैंकको यस १७ औं वार्षिक साधारण सभामा शेयरधनीका तर्फबाट प्रतिनिधित्व गर्नुहुने नेपाल सरकारका प्रतिनिधिहरूमा विशेष धन्यवाद ज्ञापन गर्न चाहन्छु । त्यसै गरी यस सभामा उपस्थित सम्पूर्ण शेयरधनी महानुभावहरूमा हार्दिक आभार व्यक्त गर्दछु । आफ्ना अमूल्य सुझाव र सिर्जनात्मक सल्लाह दिई बैंकको सफलताका मार्गदर्शक बन्नुभएका आदरणीय ग्राहक महानुभावहरू प्रति पनि हार्दिक धन्यवाद प्रकट गर्दै भविष्यमा पनि यहाँहरूबाट

रचनात्मक सल्लाह र सुझावको अपेक्षा गर्दछु । बैंक व्यवस्थापन तथा कार्यरत सबै कर्मचारीवर्गको लगनशिलता, मेहनत तथा ग्राहक सेवाप्रतिको समर्पणको उच्च कदर गर्दै आगामी दिनहरुमा पनि आफ्नो सीप, क्षमता र समयको उपयोग गर्दै ग्राहकमुखी सेवा प्रवाह गर्न प्रतिबद्ध रहनुहुनेछ भन्ने विश्वास लिएको छु । बैंकलाई विभिन्न समय र परिस्थितिमा सहयोग र निर्देशन प्रदान गर्ने नेपाल सरकार, अर्थ मन्त्रालय, नियामक निकाय, नेपाल

राष्ट्र बैंक, महालेखा परीक्षकको कार्यालय, कम्पनी रजिष्ट्रारको कार्यालय, धितोपत्र बोर्ड, सञ्चालक समितिका सदस्यहरु, लेखापरीक्षक, ट्रेड युनियन लगायत अन्य सरोकारवाला तथा शुभचिन्तकहरु सबैमा हार्दिक कृतज्ञता व्यक्त गर्दै आगामी दिनमा पनि यहाँहरुबाट विगतमा भै सहयोग र सद्भाव प्राप्त हुनेछ भन्ने विश्वास लिएको छु र पुनः बैंकको १७ औं वार्षिक साधारण सभामा उपस्थित सबैलाई हार्दिक स्वागत अभिवादन व्यक्त गर्दछु । धन्यवाद ।

डा. बलराम पाठक

अध्यक्ष

सञ्चालक समिति

राष्ट्रिय वाणिज्य बैंक लि.

राष्ट्रिय वाणिज्य बैंक लिमिटेडको १७ औं वार्षिक साधारण सभामा सञ्चालक समितिका अध्यक्षबाट प्रस्तुत आर्थिक वर्ष २०७८/७९ को विस्तृत वार्षिक प्रतिवेदन

आदरणीय शेयरधनी महानुभावहरु,

राष्ट्रिय वाणिज्य बैंक लिमिटेडको १७ औं वार्षिक साधारण सभामा सहभागी हुनुभएका शेयरधनी महानुभावहरुलाई राष्ट्रिय वाणिज्य बैंक लिमिटेड सञ्चालक समितिको तर्फबाट सर्वप्रथम हार्दिक स्वागत गर्दछु। आर्थिक वर्ष २०७८/७९ मा विश्व अर्थतन्त्रको परिदृश्य, मुलुकको समग्र आर्थिक स्थिति, बैंकको वित्तीय विवरणहरु, चालु आर्थिक वर्षको हालसम्मको गतिविधिहरु तथा आगामी दिनहरुमा गरिने कार्यक्रमहरुको सम्बन्धमा यहाँहरु समक्ष संक्षेपमा प्रस्तुत गर्न गईरहेको छु।

१. विश्व अर्थतन्त्रको परिदृश्य

सन् २०२१ मा ६.० प्रतिशतले विस्तार भएको विश्व अर्थतन्त्र सन् २०२२ मा ३.२ प्रतिशत र सन् २०२३ मा २.७ प्रतिशतले वृद्धि हुने अन्तर्राष्ट्रिय मुद्रा कोषको प्रक्षेपण छ। सन् २०२१ मा ५.२ प्रतिशतले विस्तार भएको विकसित अर्थतन्त्रको वृद्धिदर सन् २०२२ मा २.४ प्रतिशतमा सीमित हुने र सन् २०२१ मा ६.६ प्रतिशतले विस्तार भएको उदीयमान तथा विकासोन्मुख अर्थतन्त्रको वृद्धिदर सन् २०२२ मा ३.७ प्रतिशतमा सीमित हुने कोषको प्रक्षेपण रहेको छ।

सन् २०२१ मा १०.१ प्रतिशतले विस्तार भएको विश्व व्यापार आयतनको वृद्धिदर पनि सन् २०२२ मा ४.३ प्रतिशत तथा सन् २०२३ मा २.५ प्रतिशतमा सीमित हुने अन्तर्राष्ट्रिय मुद्रा कोषको प्रक्षेपण छ।

रुस-युक्रेन युद्धका कारण विश्व आपूर्ति तथा उत्पादन प्रणाली अवरुद्ध भई खाद्य तथा गैरखाद्य वस्तु र पेट्रोलियम पदार्थको मुल्यमा भएको वृद्धि र अमेरिकी डलरको

अधिमूल्यनका कारण विश्वव्यापी रुपमा मुद्रास्फीति बढेको छ। सन् २०२१ मा विकसित र विकासोन्मुख मुलुकहरुको मुद्रास्फीति क्रमशः ३.१ प्रतिशत र ५.९ प्रतिशत रहेकोमा सन् २०२२ मा क्रमशः ७.२ प्रतिशत र ९.९ प्रतिशत तथा सन् २०२३ मा क्रमशः ४.४ प्रतिशत र ८.१ प्रतिशत रहने प्रक्षेपण छ।

मुद्रास्फीति नियन्त्रण गर्न विश्वका अधिकांश केन्द्रीय बैंकहरुले ब्याजदर वृद्धि गर्दै लगेका छन्। अमेरिकी फेडरल रिजर्भले सन् २०२२ मार्चमा ०-०.२५ प्रतिशत रहेको फेडरल फण्ड रेटमा चार पटक वृद्धि गरी ३.७५-४.०० प्रतिशत पुऱ्याएको छ। बैंक अफ इंग्ल्याण्डले मार्च २०२२ मा ०.५ प्रतिशत रहेको बैंक दरमा क्रमशः वृद्धि गरी ३ प्रतिशत पुऱ्याएको छ। भारतीय रिजर्भ बैंकले समेत २०२२ अप्रिलमा ४ प्रतिशत रहेको नीतिगत दरमा वृद्धि गरी ५.९ प्रतिशतमा पुऱ्याएको छ।

२. मुलुकको समग्र आर्थिक स्थिति

कोभिड-१९ को संक्रमणले अर्थतन्त्रमा पारेको प्रतिकूल असरलाई न्यूनीकरण गर्दै आर्थिक पुनरुत्थान गर्न जुटेको नेपालको अर्थतन्त्रमा समेत रुस-युक्रेन युद्धले अर्को ठूलो चुनौती थपिदिएको छ। नेपाली अर्थतन्त्रमा देखिएको संकुचनको स्थितिमा उल्लेखनीय सुधार आउन नसक्दा समग्र नेपालको आर्थिक स्थितिलाई कमजोर तुल्याएको देखिन्छ। आर्थिक वर्ष २०७९/८० मा वार्षिक औसत उपभोक्ता मुद्रास्फीति ७ प्रतिशत राख्ने लक्ष्य रहेकोमा पहिलो त्रैमासमा औसत उपभोक्ता मुद्रास्फीति ८.५ प्रतिशत रहेको छ। गत आर्थिक वर्ष नेपालको अर्थतन्त्रले सामना गरेको तरलता संकट यस वर्ष पनि निरन्तर रहेको छ। समग्र बैंक तथा वित्तीय क्षेत्रमा लगानी योग्य साधनको कमी स्पष्ट देखियो जसका कारण देशभरका

उद्योगहरुमा प्रतिकूल असर पर्न गयो । तरलताको समस्या विद्यमान रहे तापनि बैंक तथा वित्तीय संस्थाले उत्पादनमुलक क्षेत्रमा उल्लेखनीय लगानी गरेको देखिन्छ । कोभिड-१९ को महामारीले सिकाएको पाठ स्वरूप देशका सम्पूर्ण बैंक तथा वित्तीय संस्थाले वित्तीय सक्षरता, विद्युतीय कारोबार, आधुनिकीकरण र डिजिटल बैंकिङलाई जोड दिएको देखिन्छ ।

नेपालको अर्थतन्त्रका केही पक्षमा नकारात्मक असर देखिए तापनि पछिल्लो समयमा केही पक्ष सुधारोन्मुख देखिएकोले थोरै राहत पुगेको छ । विप्रेषणमा आधारित नेपाल जस्तो सानो अर्थतन्त्रमा वैदेशिक रोजगारीमा जाने नेपालीको संख्या बढेसंगै विप्रेषण आप्रवाहमा सुधार आएको देखिन्छ । आर्थिक वर्ष २०७९/८० को पहिलो त्रैमासमा विप्रेषण आप्रवाह १६.८ प्रतिशतले बढेको छ । त्यस्तै कोभिडको महामारीले निकै प्रभाव पारेको पर्यटन क्षेत्रमा क्रमशः सुधार देखिन थालेको छ । आर्थिक वर्ष २०७९/८० को पहिलो त्रैमासमा नेपाल आउने बाह्य पर्यटकको संख्यामा वृद्धि भई भ्रमण आय ११०.४ प्रतिशतले बढेको छ । आर्थिक पुनरुत्थान गर्नको निमित्त अवलम्बन गरिएका नीति, व्यवस्था तथा कदमहरुले अर्थतन्त्रमा परेको विभिन्न दवावहरु कम गर्न सहयोग पुगेको छ । तसर्थ महामारी तथा विभिन्न बाह्य कारकले प्रभावित आर्थिक स्थितिलाई पुनरुत्थान गर्न नीति, योजना, कार्यक्रमहरु निरन्तर रुपमा प्रभावकारी ढङ्गले कार्यान्वयन गर्दै जानुपर्ने देखिन्छ ।

आदरणीय शेयरधनी महानुभावहरु,

अब म कम्पनी ऐन, २०६३ को दफा १०९ को उपदफा ४ को प्रावधान बमोजिम गत आर्थिक वर्ष २०७८/७९ मा बैंकले गरेका कारोबार तथा गतिविधिहरु सम्बन्धमा बुंदागत रुपमा प्रस्तुत गर्न गईरहेको छु ।

(क) विगत वर्षको कारोबारको सिंहावलोकन:

आ.व. २०७८/७९ को अन्त्यमा कायम रहेको वित्तीय स्थिति: आ.व. २०७८/७९ मा बैंकको समग्र वित्तीय स्थिति सन्तोषजनक रहेको छ । २०७९ अषाढ मसान्तमा

बैंकको कूल सम्पत्तिमा अघिल्लो वर्षको सोही मितिको तुलनामा रु. २० अर्ब २६ करोड (७ प्रतिशत) ले वृद्धि भई कूल सम्पत्ति रु. ३ खर्ब ३० अर्ब २४ करोड पुगेको छ । समीक्षा अवधिमा ग्राहकहरुलाई प्रदान गरिएको खुद कर्जा तथा सापट १८ प्रतिशतले वृद्धि भई रु. २ खर्ब १० अर्ब १८ करोड पुगेको छ जुन अघिल्लो आ.व.को भन्दा रु. ३२ अर्ब ३१ करोडले बढी हो । यस अवधिमा ट्रेजरी बिल, सरकारी ऋणपत्र लगायतको बिक्री गरिएको हुंदा धितोपत्र सुरक्षणमा भएको लगानीमा ८ प्रतिशतको गिरावट आई रु. ६५ अर्ब ३८ करोडमा सिमित हुन पुगेको छ । बैंकले उत्पादनशील क्षेत्र तथा उद्यमशिलता विकासलाई प्राथमिकतामा राखी कर्जा प्रवाह गरेको छ । बैंकले आफ्नो व्यावसायिक प्रयोजनका लागि देशका विभिन्न स्थानमा भवनहरु निर्माण प्रक्रियालाई अघि बढाएको छ साथै भाडामा लिएको भवनको लेखाङ्कन नीतिमा परिवर्तन भएको छ जसको फलस्वरूप जायजथा, यन्त्र तथा उपकरणमा ७२ प्रतिशतको वृद्धि भई रु. ३ अर्ब १७ करोड पुगेको छ ।

आ.व. २०७८/७९ मा कूल दायित्व तर्फ ६ प्रतिशतले वृद्धि भई रु. २ खर्ब ९७ अर्ब ५७ करोड हुन पुगेको छ जुन गत वर्षको तुलनामा रु. १६ अर्ब २५ करोडले बढी हो । त्यस्तै गरी ग्राहकहरुबाट संकलित निक्षेपमा रु. ५ अर्ब ७० करोड (२ प्रतिशत)को गिरावट आई कूल निक्षेप रु. २ खर्ब ५८ अर्ब १४ करोड पुगेको छ । समीक्षा आ.व.मा समग्र बैंकिङ क्षेत्रमा तरलता सहज रह्यो भने दायित्वका अन्य शीर्षकहरुमा सामान्य थपघट देखिन्छ ।

बैंकले आफ्नो व्यवसाय विस्तारको लक्ष्यहरु हासिल गर्न र आवश्यक पुंजीको व्यवस्थापन गर्न आ.व. २०७७/७८ मा पुंजी योजना तयार गरेको र सोही योजना अनुरूप नेपाल सरकारबाट २०७९ अषाढ मसान्तमा प्राप्त भएको Calls in Advance रकम रु. १ अर्ब रुपैया सहित बैंकको पुंजी रु. १४ अर्ब ९४ करोड पुगेको छ । यसै गरी शेयरधनी कोषमा १४ प्रतिशतले वृद्धि भई २०७९ अषाढ मसान्तमा कूल शेयरधनी कोषको रकम रु. ३२ अर्ब ६८ करोड हुन पुगेको छ भने प्रतिशेयर शेयरधनी कोष रु. २२७ पुगेको छ ।

बैंकको आ.व. २०७७/७८ र २०७८/७९ को तुलनात्मक वित्तीय विवरण:

रु. करोडमा

विवरण	आ.व. २०७८/७९	आ.व. २०७७/७८	बढी/(घटी) रकम	बढी/(घटी)%
नगद तथा नगद मौज्दात	७८८	१५७४	(७८६)	(५०)
नेपाल राष्ट्र बैंकमा रहेको मौज्दात	१६४२	२०१३	(३७१)	(१८)
बैंक तथा वित्तीय संस्थामा रहेको अल्पकालीन लगानी	०	०	०	०
डेरिभेटिभ्स वित्तीय उपकरण	०	०	०	०
बैंक तथा वित्तीय संस्थालाई प्रदान गरिएको कर्जा	१६५३	१५४३	११०	७
ग्राहकहरुलाई प्रदान गरिएको कर्जा	२१०१८	१७७८७	३२३१	१८
धितोपत्र सुरक्षणमा लगानी	६५३८	७१०६	(५६८)	(८)
चालु कर सम्पत्ति	३६४	३३४	३०	९
सहायक कम्पनीमा लगानी	२०	२०	०	०
एसोसियेट कम्पनीमा लगानी	२१	२१	०	०
सम्पत्तिमा लगानी (Investment Properties)	१८	१२	६	४२
जायजेशा, यन्त्र तथा उपकरण	३१७	१८४	१३३	७२
ख्याति तथा अदृश्य सम्पत्ति	५	६	(१)	(९)
स्थगन कर सम्पत्ति	०	०	०	०
अन्य सम्पत्ति	६४०	३९८	२४२	६१
कूल सम्पत्ति	३३०२४	३०९९९	२०२६	७
बैंक तथा वित्तीय संस्थालाई भुक्तानी गर्नुपर्ने रकम	४७५	२३७	२३८	१००
नेपाल राष्ट्र बैंकलाई भुक्तानी गर्नुपर्ने रकम	२४०६	३७९	२०२७	५३४
ग्राहकहरुको निक्षेप	२५८१४	२६३८४	(५७०)	(२)
सापटी	६	६	०	०
व्यवस्थाहरु	३८	४४	(६)	(१४)
स्थगन कर दायित्व	३२	८५	(५३)	(६२)
अन्य दायित्व	७२५	७४५	(२०)	(३)
ऋण पत्रहरु	२६१	२५२	९	४
कूल दायित्व	२९७५७	२८१३२	१६२५	६
शेयर पुँजी	१४९४	१०१८	४७६	४७
संचित नाफा / (नोक्सान)	१८६	३४५	(१५९)	(४६)
जगेडा तथा कोषहरु	१५८८	१५०४	८४	६
कूल शेयरधनी कोष	३२६८	२८६७	४०१	१४
कूल पुँजी तथा दायित्व	३३०२४	३०९९९	२०२६	७
प्रति शेयर शेयरधनी कोष	२२७	३०१	(७४)	(२५)

आ.व. २०७८/७९ को कारोबारको नतिजा

बैंकले आ.व. २०७८/७९ मा रु. ५ अर्ब ८२ करोड सञ्चालन नाफा तथा ४ अर्ब २९ करोड खुद मुनाफा आर्जन गरेको छ जुन अघिल्लो वर्षको भन्दा २५ प्रतिशतले वृद्धि हो । बैंकको व्याज आम्दानीमा २७ प्रतिशतले तथा व्याज खर्चमा ४२ प्रतिशतको वृद्धि हुँदा पनि खुद व्याज आम्दानीमा १३ प्रतिशतको वृद्धि आएको छ । बैंकले समीक्षा आ.व.मा रु. २० अर्ब ६९ करोड व्याज आम्दानी, ११ अर्ब ३९ करोड व्याज खर्च गरी रु. ९ अर्ब ३० करोड बराबरको खुद व्याज आम्दानी गरेको छ । समीक्षा आ.व.मा खुद शुल्क तथा कमिशन आम्दानीमा ७ प्रतिशतको गिरावट भई बैंकले रु. ६७ करोड खुद शुल्क तथा कमिशन आम्दानी गरेको छ । कर्जा नोक्सानीमा भएको परिमार्जित व्यवस्थाका कारण बैंकको कर्जा नोक्सानीको व्यवस्थामा गत आ.व.को

तुलनामा ५१ प्रतिशतले गिरावट भएकोले रु. ३६ करोड थप कर्जा नोक्सानीको व्यवस्था गर्नु पर्दा यसको प्रत्यक्ष असर बैंकको मुनाफामा परेको छ । बैंकमा नयाँ कर्मचारीहरुको भर्ना हुँदा बैंकको कर्मचारी खर्चमा ६ प्रतिशतले वृद्धि भई कूल कर्मचारी खर्च रु. ३ अर्ब २० करोड पुगेको छ । बैंकमा भएका स्थिर सम्पत्तिमा ह्रासकट्टी तथा परिशोधन खर्चमा १३५ प्रतिशतको वृद्धि भएको छ भने उक्त अवधिमा बैंकको गैह्र संचालन आम्दानी १० प्रतिशतले वृद्धि भई रु. ४३ करोड पुगेको छ । कूल करयोग्य आयमा वृद्धि आएको कारण आयकर खर्चको रकम बढेर १ अर्ब ८३ करोड अर्थात् अघिल्लो वर्षको तुलनामा २५.३४ प्रतिशतले वृद्धि आएको छ । बैंकको यस आ.व. २०७८/७९ को खुद मुनाफामा अघिल्लो आ.व.को तुलनामा २५ प्रतिशतले बढेर रु. ४ अर्ब २९ करोड खुद मुनाफा आर्जन भएको छ ।

बैंकको आ.व. २०७७/७८ र २०७८/७९ को तुलनात्मक नाफा नोक्सान विवरणः

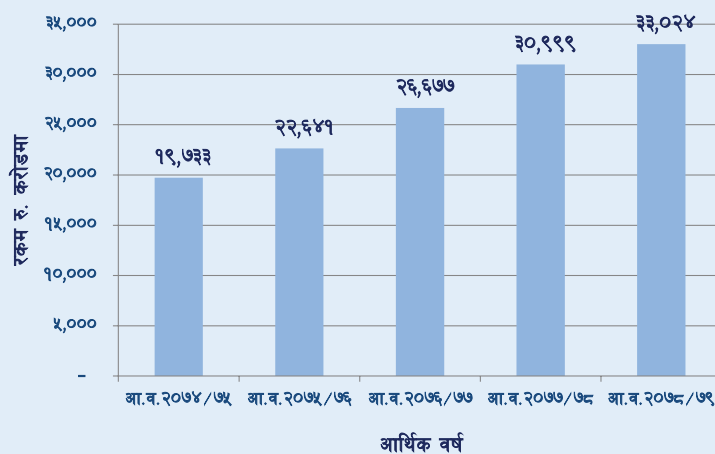
रु. करोडमा

विवरण	आ.व. २०७८/७९	आ.व. २०७७/७८	बढी/(घटी) रकम	बढी/(घटी) %
व्याज आम्दानी	२०६९	१६२३	४४६	२७
व्याज खर्च	११३९	८०२	३३७	४२
खुद व्याज आम्दानी	९३०	८२१	१०९	१३
शुल्क तथा कमिशन आम्दानी	१०२	९८	४	४
शुल्क तथा कमिशन खर्च	३५	२६	९	३५
खुद शुल्क तथा कमिशन आम्दानी	६७	७२	(५)	(७)
खुद व्याज, शुल्क तथा कमिशन आम्दानी	९९७	८९३	१०४	१२
खुद कारोबारबाट आम्दानी	३	१६	(१३)	(८३)
अन्य संचालन आम्दानी	९९	६३	३६	५७
कूल संचालन आम्दानी	१०९९	९७२	१२७	१३
कर्जा तथा अन्य सम्पत्तिको नोक्सानीको लागि व्यवस्था	३६	७२	(३७)	(५१)
खुद संचालन आम्दानी	१०६३	९००	१६३	१८
संचालन खर्च :				
कर्मचारी खर्च	३२०	३०३	१७	६
अन्य संचालन खर्च	१०६	१२३	(१८)	(१५)
ह्रासकट्टी तथा परिशोधन	५६	२४	३२	१३५
संचालन आम्दानी	५८२	४५०	१३२	२९
गैह्र संचालन आम्दानी	४३	३९	४	१०
गैह्र संचालन खर्च	१२		१२	१००
कर अधिको नाफा	६१३	४८९	१२४	२५
आयकर खर्च				
चालु कर	१५०	५९	९१	१५४
स्थगन कर	३३	८७	(५४)	(६२)
खुद मुनाफा	४२९	३४२	८७	२५

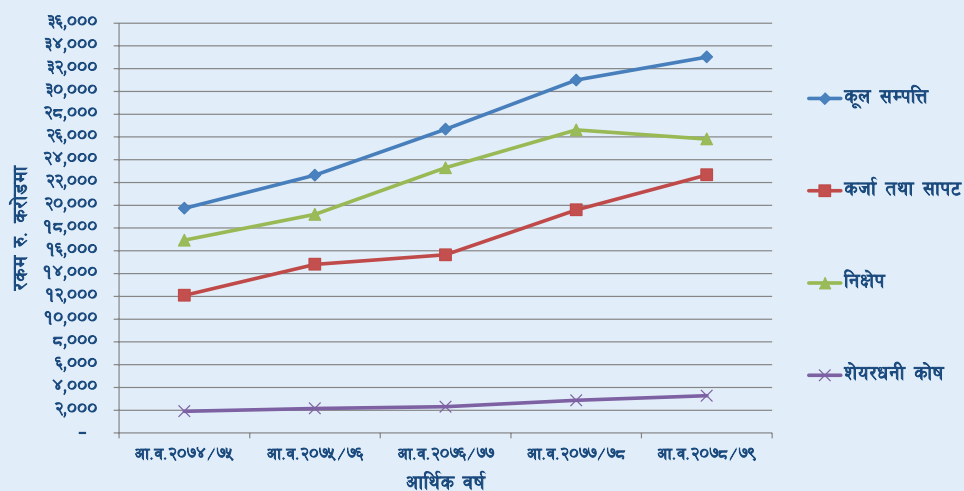
विगत ५ आर्थिक वर्षको प्रमुख वित्तीय भलकहरु

कूल सम्पत्ति (Total Assets)

आर्थिक वर्ष	रकम (रु. करोडमा)	वार्षिक वृद्धिदर %
आ.व. २०७४/७५	१९,७३३	१३.८९
आ.व. २०७५/७६	२२,६४१	१४.५६
आ.व. २०७६/७७	२६,६७७	१७.८२
आ.व. २०७७/७८	३०,९९९	१६.२०
आ.व. २०७८/७९	३३,०२४	६.५३



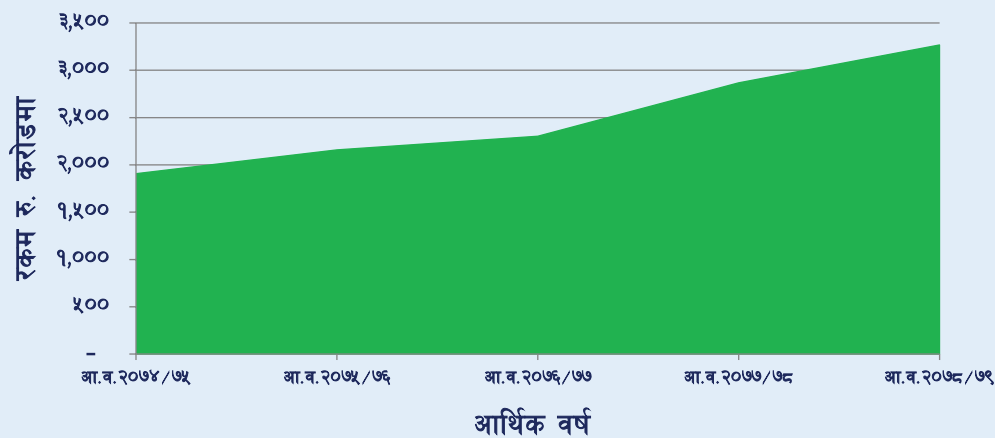
आर्थिक वर्ष	कूल सम्पत्ति	कर्जा तथा सापट	कूल निक्षेप	शेयरधनी कोष
आ.व. २०७४/७५	१९,७३३	१२,०८७	१६,९३३	१,९०७
आ.व. २०७५/७६	२२,६४१	१४,८१२	१९,१९९	२,१५९
आ.व. २०७६/७७	२६,६७७	१५,६५२	२३,२९८	२,३०३
आ.व. २०७७/७८	३०,९९९	१९,५९७	२६,६२०	२,८६७
आ.व. २०७८/७९	३३,०२४	२२,६७२	२५,८१४	३,२६८



शेयरधनी कोष (Shareholder's Equity)

आर्थिक वर्ष	रकम (रु. करोडमा)	वार्षिक वृद्धिदर %
आ.व. २०७४/७५	१,९०७	८१.९०
आ.व. २०७५/७६	२,१५९	१३.१९
आ.व. २०७६/७७	२,३०३	६.६९
आ.व. २०७७/७८	२,८६७	२४.५१
आ.व. २०७८/७९	३,२६८	१३.९८

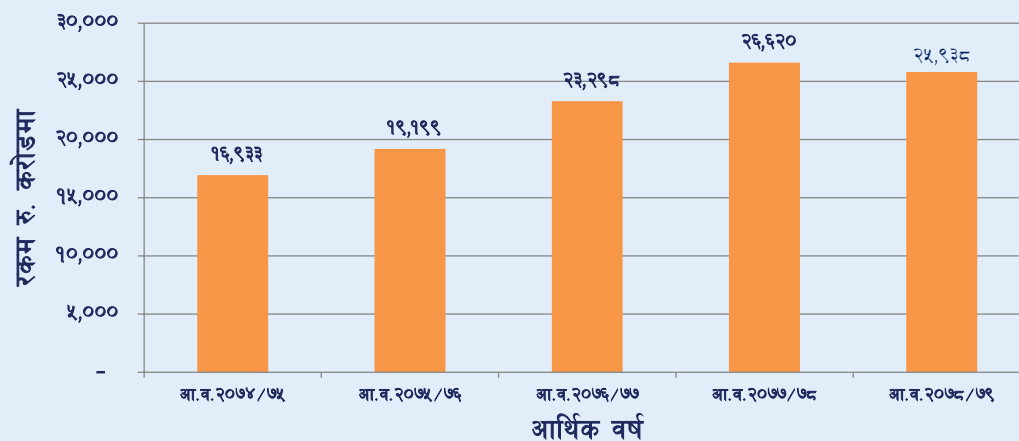
शेयरधनी कोष (रु. करोडमा)



कूल निक्षेप संकलन (Deposits)

आर्थिक वर्ष	रकम (रु. करोडमा)	वार्षिक वृद्धिदर %
आ.व. २०७४/७५	१६,९३३	१०.२६
आ.व. २०७५/७६	१९,१९९	१३.३८
आ.व. २०७६/७७	२३,२९८	२१.३५
आ.व. २०७७/७८	२६,६२०	१४.२६
आ.व. २०७८/७९	२५,९३८	(३.०३)

निक्षेप परिचालन



ग्राहकबाट संकलित निक्षेप संरचना (Deposits Structure)

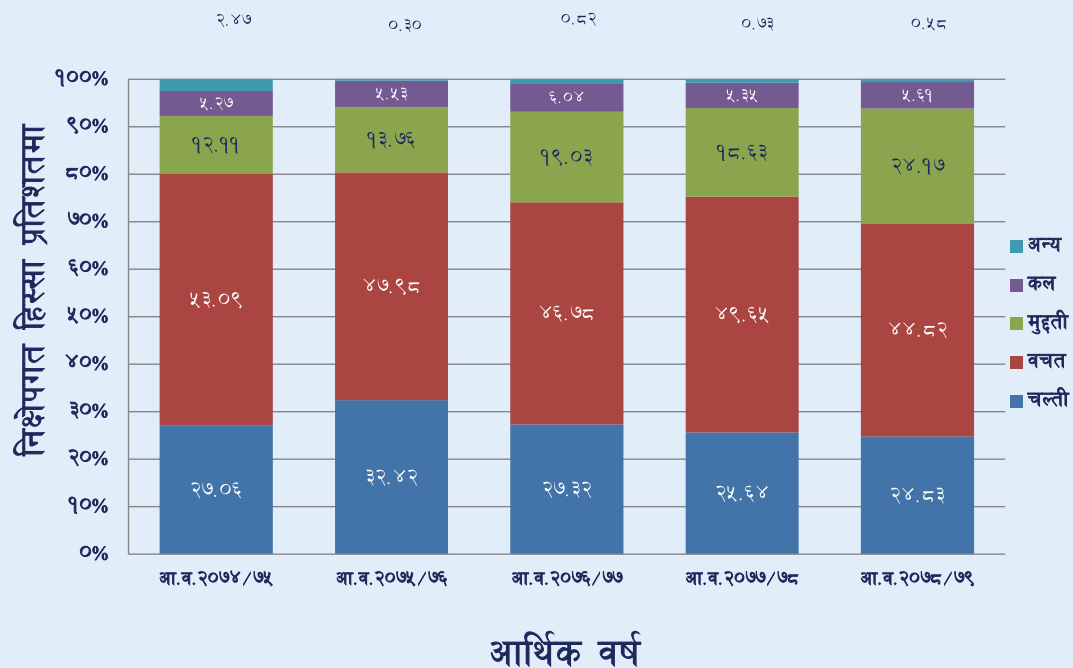
रकम रु करोडमा

आर्थिक वर्ष	चलती	वचत	मुद्दती	कल (Call)	अन्य	जम्मा
आ.व. २०७४/७५	४,५८१	८,९९०	२,०५१	८९३	४१८	१६,९३३
आ.व. २०७५/७६	६,२२४	९,२१२	२,६४२	१,०६३	५८	१९,१९९
आ.व. २०७६/७७	६,३६५	१०,८९९	४,४३४	१,४०८	१९२	२३,२९८
आ.व. २०७७/७८	६,७४६	१३,०६४	४,९०३	१,५२४	३८३	२६,६२०
आ.व. २०७८/७९	६,४०९	११,५६९	६,२४०	१,४४८	१४९	२५,८१४

प्रतिशतमा

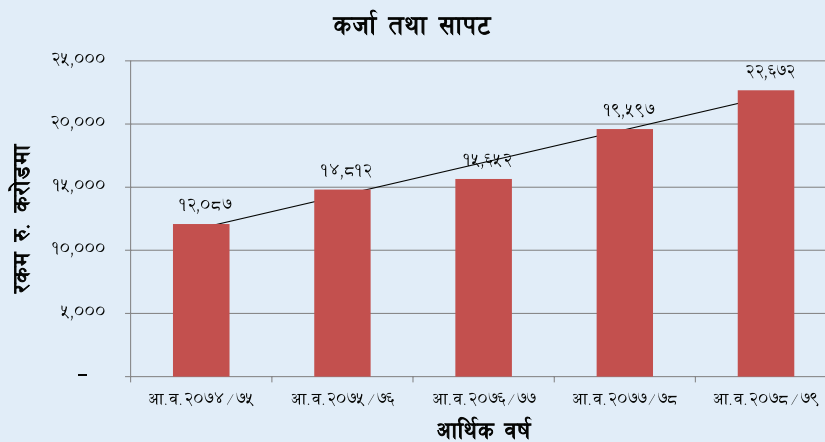
आर्थिक वर्ष	चलती	वचत	मुद्दती	कल	अन्य	जम्मा
आ.व. २०७४/७५	२७.०६	५३.०९	१२.११	५.२७	२.४७	१००
आ.व. २०७५/७६	३२.४२	४७.९८	१३.७६	५.५३	०.३०	१००
आ.व. २०७६/७७	२७.३२	४६.७८	१९.०३	६.०४	०.८२	१००
आ.व. २०७७/७८	२५.३४	४९.०८	१८.४२	५.७३	१.४४	१००
आ.व. २०७८/७९	२४.८३	४४.८२	२४.१७	५.६१	०.५८	१००

निक्षेप संरचना



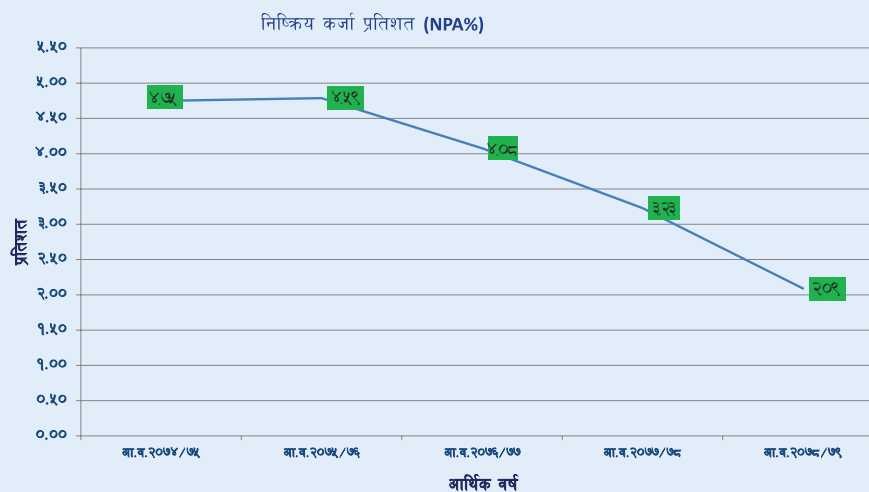
कर्जा तथा सापट (Loan and Advances)

आर्थिक वर्ष	रकम (रु. करोडमा)	वार्षिक वृद्धिदर %
आ.व. २०७४/७५	१२,०८७	१३.५७
आ.व. २०७५/७६	१४,८१२	२२.५४
आ.व. २०७६/७७	१५,६५२	५.६७
आ.व. २०७७/७८	१९,५९७	२५.२१
आ.व. २०७८/७९	२२,६७२	१५.६९



निष्क्रिय कर्जा अनुपात (Non-performing Loan Ratio)

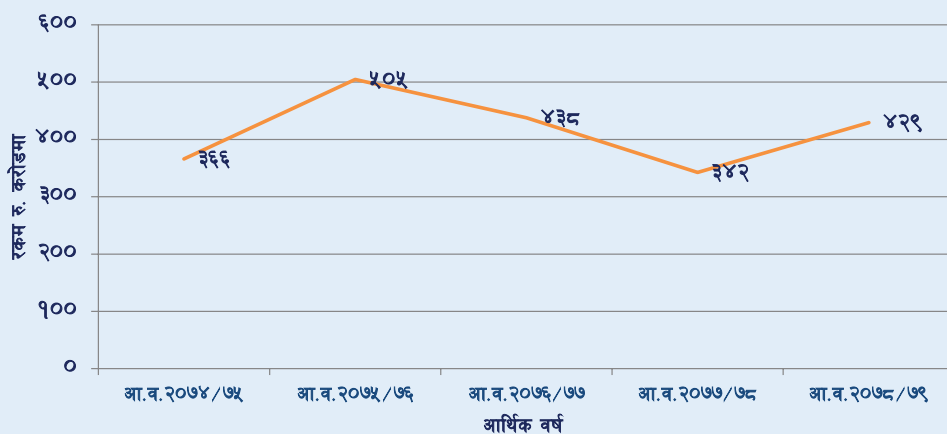
आर्थिक वर्ष	निष्क्रिय कर्जा %
आ.व. २०७४/७५	४.७५
आ.व. २०७५/७६	४.५९
आ.व. २०७६/७७	४.०८
आ.व. २०७७/७८	३.२३
आ.व. २०७८/७९	२.०९



खुद मुनाफा (Net Profit)

आर्थिक वर्ष	रकम (रु. करोडमा)	वार्षिक वृद्धिदर %
आ.व. २०७४/७५	३६६	३१.८०
आ.व. २०७५/७६	५०५	३७.९१
आ.व. २०७६/७७	४३७	(१३.४१)
आ.व. २०७७/७८	३४२	(२१.६६)
आ.व. २०७८/७९	४२९	२५.३९

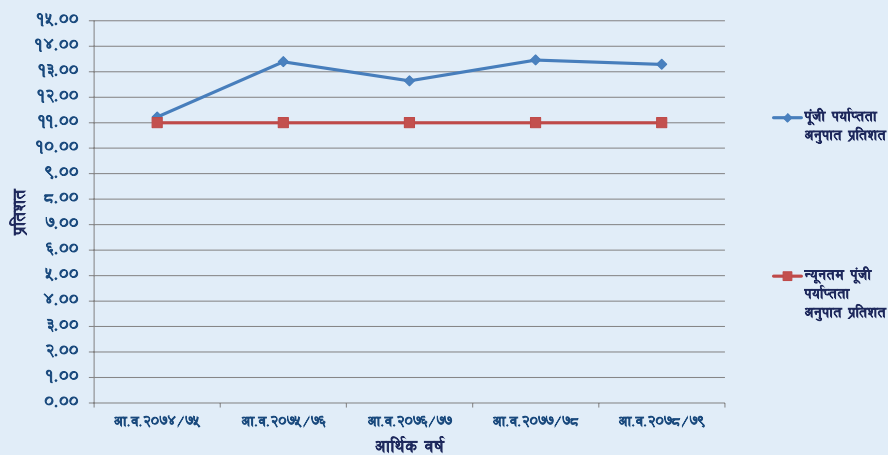
खुद मुनाफा



पुँजी पर्याप्तता अनुपात (Capital Adequacy Ratio)

आर्थिक वर्ष	पुँजी पर्याप्तता अनुपात प्रतिशत	न्यूनतम पुँजी पर्याप्तता अनुपात प्रतिशत
आ.व. २०७४/७५	११.२२	११.००
आ.व. २०७५/७६	१३.३९	११.००
आ.व. २०७६/७७	१२.६४	११.००
आ.व. २०७७/७८	१३.४६	११.००
आ.व. २०७८/७९	१३.२९	११.००

पुँजी पर्याप्तता अनुपात

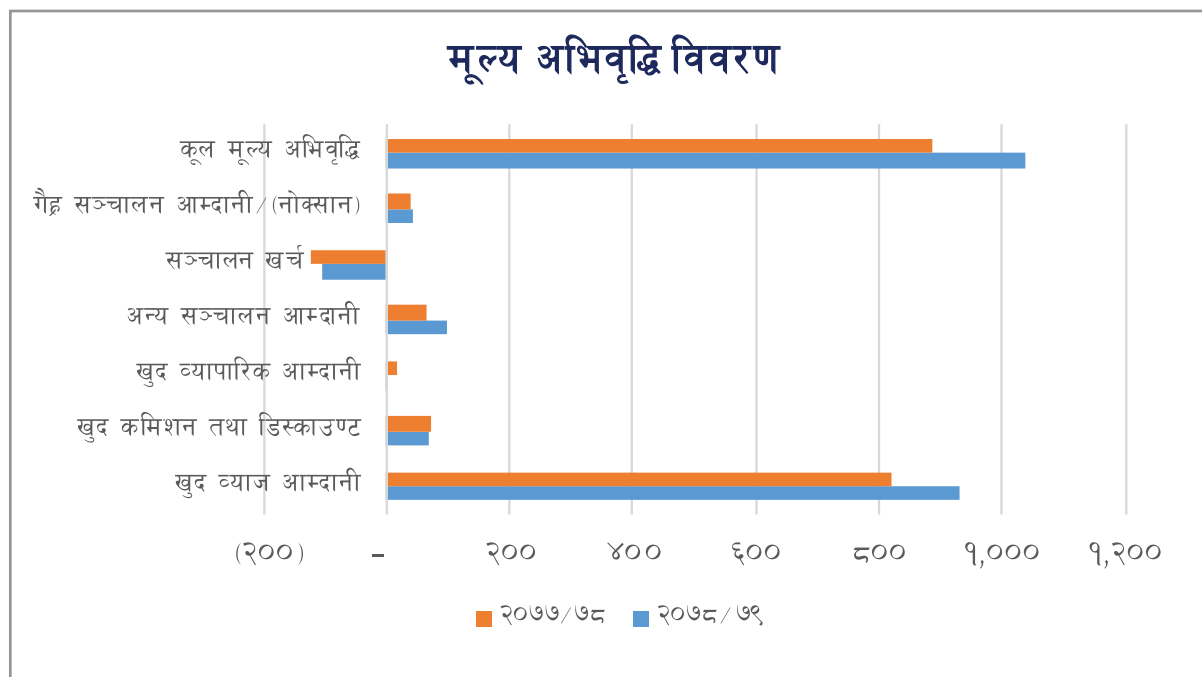


बैंकले आर्जन गरेको मूल्य अभिवृद्धि (Gross Value Addition):

समीक्षा वर्षमा व्यवसाय सञ्चालनबाट यस बैंकले रु.१० अर्ब ३६ करोड बराबर मूल्य अभिवृद्धि हासिल गरेको छ । समीक्षा वर्षमा अघिल्लो वर्ष २०७७/७८ को तुलनामा कूल मूल्य अभिवृद्धिमा १७ प्रतिशत बृद्धि भएको छ । बैंकको मूल्य अभिवृद्धिमा खुद व्याज आम्दानीको अधिकांश हिस्सा रहेको छ भने सञ्चालन खर्चले मूल्य अभिवृद्धि कम गराएको छ । बैंकको आ.व. २०७७/७८ र आ.व. २०७८/७९ को मूल्य अभिवृद्धिको तुलनात्मक विवरण निम्नानुसार रहेको छ ।

रकम रु. करोडमा

विवरण	आर्थिक वर्ष		थप / (घट)	
	२०७८/७९	२०७७/७८	रकम	प्रतिशत
खुद व्याज आम्दानी	९३०	८२१	१०९	१३%
खुद कमिशन तथा डिस्काउण्ट	६७	७२	-५	-७%
खुद व्यापारिक आम्दानी	३	१६	-१३	-८१%
अन्य सञ्चालन आम्दानी	९९	६३	३६	५७%
सञ्चालन खर्च	-१०६	-१२३	१७	-१४%
गैर सञ्चालन आम्दानी/(नोक्सान)	४३	३९	४	१०%
कूल मूल्य अभिवृद्धि	१०३६	८८८	१४८	१७%



बैंकले आर्जन गरेको मूल्य अभिवृद्धिको उपयोग (Application of Value Addition):

रकम रु. करोडमा

विवरण	आ.व. २०७८/७९		आ.व. २०७७/७८		थप/(घट)	
	रकम	हिस्सा %	रकम	हिस्सा %	रकम	प्रतिशत
कर्मचारीलाई भुक्तानी	३२०	३१%	३०३	३४%	१७	६%
सरकारलाई कर भुक्तानी	१५०	१४%	५९	७%	९१	१५४%
शेयरहोल्डरलाई लाभांश भुक्तानी	१७४	१७%	३०३	३४%	-१२९	-४३%
व्यवसाय वृद्धि तथा विस्तारको लागि	३९२	३८%	२२३	२५%	१६९	७६%
- कर्जा तथा अन्य नोकसानी व्यवस्था	३६	३%	७२	८%	-३६	-५०%
- ह्रासकट्टी तथा परिशोधन	५६	५%	२४	३%	३२	१३३%
- स्थगन कर	३३	३%	८७	१०%	-५४	-६२%
- पुँजी, सञ्चित मुनाफा तथा जगेडा	२६७	२६%	३९	४%	२२८	५८५%
कूल मूल्य अभिवृद्धिको वितरण	१,०३६	१००%	८८८	१००%	१४८	१७%

आ.व. २०७८/७९ मा कूल मूल्य अभिवृद्धिको करिब ३१ प्रतिशत हिस्सा कर्मचारीहरूले प्रदान गरेको सेवा वापत उनीहरूलाई प्रदान गर्ने तलब, सुविधा तथा बोनस भुक्तानी वापत प्रयोग भएको छ । सरकार सञ्चालन तथा विकास निर्माणको लागि प्रचलित आयकर ऐन बमोजिम आयकर तिर्नको लागि मूल्य अभिवृद्धिको १४ प्रतिशत उपयोग भएको छ । साथै समीक्षा आ.व.मा भएको कूल मूल्य अभिवृद्धिको करिब १७ प्रतिशत हिस्सा नेपाल सरकारले शेयरधनीको रुपमा बैंकमा लगानी गरेको पुँजी वापत नगद लाभांश तथा बोनस शेयरको रुपमा उपयोग गरिएको छ । बैंकले आफ्नो व्यवसायको जोखिम न्यूनीकरण गर्न, भविष्यको अनिश्चितता व्यवस्थापन गर्न, व्यावसायिक स्थिरता र स्थायित्व कायम राख्न तथा सेवा सुविधाको सुदृढीकरण एवं विस्तार गर्नका लागि कूल मूल्य अभिवृद्धिको करिब ३८ प्रतिशत हिस्सा उपयोग भएको छ । समीक्षा वर्षमा शेयरधनीको रुपमा रहेको नेपाल सरकारलाई उच्चतम लाभांश प्रदान गर्न सफल भएको र संचित कोष तथा जगेडा समेत उल्लेख्य योगदान गर्न बैंक सफल भएको छ ।

आर्थिक मूल्य अभिवृद्धि विवरण (Economic Value Added Statement)

बैंकको शेयरधनीको अपेक्षित प्रतिफल वा पुँजीको लागत र वास्तविक कार्य सम्पादन बीचको भिन्नतालाई आर्थिक मूल्य अभिवृद्धि (Economic Value Addition) को रुपमा चित्रण गरिएको छ । बैंकको आर्थिक मूल्य अभिवृद्धि (Economic Value Addition) गणना गर्न अपेक्षित प्रतिफलमा नेपाल सरकारको ऋणपत्रमा प्राप्त हुने जोखिममुक्त प्रतिफल तथा प्रिमियम समावेश गरिएको

छ । बैंकले समीक्षा आर्थिक वर्ष २०७८/७९ मा रु. १ अर्ब १० करोड ९८ लाख (प्रति शेयर रु. ७.४३) (गत आर्थिक वर्ष २०७७/७८ मा रु. ६३ करोड ७ लाख (प्रति शेयर रु. ६.१९) आर्थिक मूल्य अभिवृद्धि हासिल गरेको छ । यसको विस्तृत विवरण निम्नानुसार रहेको छ :

विवरण	आ. व. २०७८/७९	आ. व. २०७७/७८
खुद मुनाफा रु.	४,२९२,८२१,८५०।-	३,४२३,६२८,२९६।-
कूल शेयरधनी कोष रु.	३२,६७८,९३७,८५१।-	२८,६७४,३००,२४५।-
शेयर संख्या	१४९,४०३,५९१।-	१०१,८४८,९१६।-
पुँजीको लागत प्रतिशत*	९.७४	९.७४
पुँजीको लागत रु.	३,१८२,९२८,५४७.४७	२,७९२,८७६,८४३.८६
आर्थिक मूल्य अभिवृद्धि रु.	१,१०९,८९३,३०२.५३	६३०,७५१,४५२.१४
प्रति शेयर आर्थिक मूल्य अभिवृद्धि रु.	७.४३	६.१९

* आ. व. २०७८-७९ मा नेपाल राष्ट्र बैंकबाट जारी विकास ऋणपत्रको औसत व्याजदर ७.७४ प्रतिशत रहेकोले उक्त दरलाई जोखिममुक्त प्रतिफल दर मानी उक्त दरमा २ प्रतिशत प्रिमियम थप गरी पुँजीको लागत गणना गरिएको छ ।

ख) राष्ट्रिय तथा अन्तर्राष्ट्रिय परिस्थितिबाट बैंकको

कारोबारलाई कुनै असर परेको भए सो असर:

समीक्षा वर्षको दोश्रो त्रैमासमा कोभिड-१९ नयाँ भेरियन्टको प्रकोपको कारण आर्थिक क्रियाकलापहरू पूनः संकुचित बन्न पुगे । रुस र युक्रेनबीचको युद्धका कारण अन्तर्राष्ट्रिय परिस्थिति पनि प्रतिकूल बन्न पुग्यो । जसबाट खाद्य तथा गैह्र खाद्य पदार्थको आपूर्ति श्रृंखला अवरुद्ध भई मुद्रास्फीतिमा चाप पर्न गयो । इन्धनको मूल्यमा भएको उच्च वृद्धिका कारण विदेशी मुद्रा संचितिमा नकारात्मक प्रभाव पर्न गई केही

वस्तुको आयातमा नियन्त्रण गर्नुपर्ने अवस्था सिर्जना भयो ।

कोभिड १९ को प्रकोप सामान्य बन्दै गएपछि बढ्दै गएको आर्थिक तथा व्यवसायिक गतिविधिहरूको कारण बैंक तथा वित्तीय संस्थाहरूको कर्जामा उच्च माग भयो । फलस्वरूप अप्रत्याशित रूपमा कर्जा विस्तार भयो । यसरी विस्तार भएको कर्जा अनुत्पादक क्षेत्रमा प्रयोग तथा विदेशी वस्तुको आयातमा प्रयोग भयो । कर्जाको तुलनामा निक्षेपमा वृद्धि भने हुन सकेन । निक्षेप संकलन तथा आकर्षणमा तीव्र प्रतिस्पर्धा भयो, फलस्वरूप निक्षेपको व्याजदर उच्च हुदै गयो । बैंकको तरलता तथा कर्जा निक्षेप अनुपातमा दबाव पर्न थाल्यो । समीक्षा वर्षको अन्तिम त्रैमासमा आईपुग्दा बैंक तथा वित्तीय संस्थाहरूको पुंजीको लागत उच्च हुन गई कर्जाको व्याजदरमा समेत वृद्धि भयो । एकातिर कर्जाको व्याजदर उच्च हुदै गयो भने अर्कोतर्फ लगानीयोग्य रकमको अभावका कारण कर्जा विस्तारमा सुस्तता देखा पर्न थाल्यो । यसबाट बैंकले लक्ष्य अनुसार निक्षेप परिचालन तथा कर्जा विस्तार गर्न सकेन ।

ग) प्रतिवेदन तयार भएको मितिसम्म चालु वर्षको उपलब्धि र भविष्यमा गर्नुपर्ने कुराको सम्बन्धमा सञ्चालक समितिको धारणा:

अ) प्रतिवेदन तयार भएको मितिसम्म चालु वर्षको उपलब्धि:

आ.व. २०७८/७९ को वार्षिक प्रतिवेदन तयार हुँदै गर्दा चालु आ.व. २०७९/८० को पहिलो ५ महिना (२०७९ मंसिर मसान्त) सकिईसकेको छ । चालु आ.व. २०७९/८० को २०७९ मंसिर मसान्तसम्मका मुख्य वित्तीय परिसूचकहरू निम्नानुसार रहेको छ ।

विवरण	रकम रु. करोडमा
कूल सम्पत्ति	३२,९६३
नेटवर्थ	३,५६५
निक्षेप	२७,९५५
कर्जा तथा सापट	२३,०८१
खूद मुनाफा	२१६
कोषको लागत %	१४.५६
आधार दर %	९.०७

स्प्रेड दर %	४.११
कर्जा निक्षेप (सिडी) अनुपात %	८०.१४
निष्क्रिय कर्जा %	२.३५
पुंजीकोष अनुपात %	१३.९४
कूल निक्षेप ग्राहक संख्या	३७८३ हजार
कूल कर्जा ग्राहक संख्या	२०० हजार
कूल मोबाईल बैंकिंग ग्राहक संख्या	१५४१ हजार
कूल ATM ग्राहक संख्या	६४४ हजार
कूल शाखा संख्या	२६४
जिल्लागत उपस्थिति	७७
एटीएम संख्या	२६८
क्यूआर कोड ग्राहक	२५ हजार
ब्राञ्चलेस बैंकिंग संख्या	१०२

आ.व. २०७९/८० को मंसिर मसान्त सम्मका मुख्य-मुख्य उपलब्धिहरूलाई निम्नानुसार प्रस्तुत गरेको छु ।

१. नेपाल टेलिकमसँगको सहकार्यमा स्थापना भएको Nepal Digital Payment Company ले प्रारम्भ गरेको Namaste Pay नामक डिजिटल वालेट RBB Mobile Banking सँग आबद्ध गर्ने कार्य पुरा भएको छ ।
२. धेरै लामो समयदेखि बाँकि रहेका हिसाब मिलानको कार्य प्रभावकारी ढङ्गले सम्पन्न गर्न Comprehensive Reconciliation System जडान गरी कार्य अगाडि बढाइएको छ ।
३. कर्मचारी सेवा विनियामावली, कृषिकर्जा म्यानुअल, बजेट म्यानुअल, AML/CFT Policy & Procedures र आन्तरिक लेखापरीक्षण म्यानुअलको पुनरावलोकन गरी संशोधन/पुनरलेखनको कार्य सम्पन्न भएको छ ।
४. महत्वपूर्ण कागजातहरू भावी प्रयोजनका लागि सुरक्षित रूपमा राख्न Document Management Sytem (DMS) लाई कार्यान्वयनमा ल्याइएको छ ।
५. AML Software लाई परिमार्जन गरी थप प्रभावकारी बनाइएको छ ।
६. ग्राहकहरूको बदलिदो मागलाई सम्बोधन गर्न "Recurring Fixed Deposit", "Full Double Deposit", "Foreign Currency TR Loan" जस्ता प्रोडक्टहरू ल्याइएको छ ।
७. भैरहवा तथा थापाथलीको भवन निर्माणको कार्य सम्पन्न भएको छ ।

८. नेपाल सरकारले ल्याएको सहूलियतपूर्ण कर्जा कार्यक्रम अन्तर्गत ३,७५९ कर्जा ग्राहकहरूलाई रु.३.१२ अर्ब कर्जा प्रवाह गरिएको छ ।
९. विगत लामो अवधिदेखि रोकिएको नयाँ कर्मचारी भर्ना प्रक्रिया सुचारु भई विभिन्न तहमा ८३६ नयाँ कर्मचारी भर्नाको कार्य अन्तिम चरणमा पुगेको छ ।
१०. निक्षेप तथा कर्जा सुरक्षण कोषको निक्षेप सुरक्षण कार्यक्रममा आबद्ध भएका बैंक तथा वित्तीय संस्थाहरूमध्ये राष्ट्रिय वाणिज्य बैंक लिमिटेड आ.व. २०७८/७९ मा सर्वाधिक निक्षेप सुरक्षण गरी सबैभन्दा बढी सुरक्षण दस्तुर भुक्तानी गर्ने बैंकको रूपमा सम्मानित भएको छ ।
११. बैंकका अचल सम्पत्ति (घर तथा जग्गा) को पूर्वमूल्यांकनको कार्य सम्पन्न भएको छ ।
१२. नेपाल राष्ट्र बैंकको Supervisory Information System (SIS) लाई थप प्रभावकारी बनाईएको छ ।
१३. नेपाल पुनर्बिमा कम्पनी, नेपाल वायुसेवा निगम, नेपाली सेना, राष्ट्रिय परीक्षा बोर्ड, नागरिक उड्डयन प्राधिकरण, जस्ता विभिन्न सरकारी संस्थाहरूसँग पेशाकर्मी सरल कर्जा उपलब्ध गराउने सम्झौता गरिएको छ ।
१४. शाखा विस्तार योजना अन्तर्गत आ.व २०७९/८० को हालसम्ममा ६ वटा थप शाखा संचालनमा ल्याईएको छ ।
१५. वित्तीय साक्षरता सम्बन्धी विभिन्न कार्यक्रमहरू संचालन गरियो र साथै संस्थागत सामाजिक उत्तरदायित्व अन्तर्गत विभिन्न सामाजिक परियोजनाहरूमा रु. २.६२ करोड बराबरको खर्च गरिएको छ ।

आ) भविष्यमा गर्नुपर्ने कुराको सम्बन्धमा सञ्चालक समितिको धारणा:

ग्राहकको बदलिंदो चाहना, सूचना प्रविधिको विकास, बैकिङ्ग क्षेत्रमा देखिएको प्रतिस्पर्धा, बैकिङ्ग व्यवसाय सम्बन्धी नयाँ आयामहरू समेतलाई दृष्टिगत गरी राष्ट्रिय वाणिज्य बैंकले भविष्यमा गर्नुपर्ने कार्यहरूलाई प्राथमिकतापूर्वक अगाडि बडाउने योजना रहेको छ । बैंकको भावी योजनाहरूलाई बुँदागत रूपमा निम्नानुसार उल्लेख गरेको छु ।

१. तरलता अभावले सिर्जना भएका समस्याहरू न्यूनीकरण गर्न “निक्षेप वृद्धि तथा परिचालन

- रणनीतिक योजना” बनाई चालु आर्थिक वर्षको अन्त्यसम्ममा बैंकको कूल निक्षेप रु. ३ खर्ब पुऱ्याउने ।
२. निक्षेपको उचित परिचालन तथा कर्जा निक्षेप अनुपातको सन्तुलनलाई मध्यनजर गरी व्यवसाय विस्तारमा विशेष जोड दिने ।
३. कर्जा प्रवाह प्रक्रियालाई छिटो, छरितो र सरल बनाउन Loan Origination and Approval Automation System लागु गर्ने ।
४. देशका ७ प्रदेश ७७ वटै जिल्ला तथा जिल्ला सदरमुकाममा समेत आफ्नो शाखागत उपस्थिति जनाई सकेको परिप्रेक्ष्यमा बैंकले अबका दिनमा नयाँ रणनीतिक तथा व्यावसायिक सम्भावना बोकेका स्थानहरूको पहिचान गरी थप शाखाहरू विस्तार गरी शाखा संख्या ३०० पुऱ्याउने ।
५. बैकिङ्ग क्षेत्रमा ग्राहकको आवश्यकता लाई मध्यनजर गर्दै आवश्यकता अनुसार नयाँ नयाँ प्रोडक्ट ल्याउने, डिजिटल बैकिङ्ग सम्बन्धी सेवाहरूको विस्तार गर्नुका साथै Omni Channel Mobile Banking System, Video KYC जस्ता कार्यहरूलाई कार्यान्वयनमा ल्याई डिजिटल बैकिङ्ग सेवाहरूको गुणस्तर वृद्धि गर्दै गुणस्तरीय ग्राहक सेवा प्रदान गर्न अग्रसर रहने ।
६. बैंकका सम्पूर्ण म्यानुअल, कार्यविधि, नीतिहरूलाई समय सापेक्ष बनाउन आवश्यकता अनुसार पुनरावलोकन तथा पुनरलेखन गर्ने ।
७. बैंकका सम्पूर्ण प्रक्रियाहरू, कार्यविधि एवं पद्धतिहरूलाई सुधार गरी बैंकलाई हरेक पक्षबाट सुदृढ बनाउन तथा प्रतिस्पर्धात्मक लाभ हासिल गर्न Business Process Re-engineering (BPR) को कार्यलाई अगाडि बढाउने ।
८. बैंकको सूचना प्रविधि प्रणालीलाई समयसापेक्ष तथा सुदृढ बनाउने योजना बमोजिम सुरु गरिएको IT Enhancement Roadmap को कार्यलाई निरन्तरता दिने ।
९. बैंकका सम्पूर्ण अचल सम्पत्तिहरूको उचित व्यवस्थापनका लागि तर्जुमा गरिएको Asset Utilization Plan कार्यान्वयन गर्ने ।
१०. बैंकका अनावश्यक खर्च कटौती तथा नियन्त्रणका लागि Cost Control Project लाई कार्यान्वयनमा लाने ।
११. लामो समयदेखि बाँकी रहेका तथा नेपाल राष्ट्र बैंक तथा बाह्य लेखापरीक्षणको क्रममा औल्याएका हिसाब मिलान हुन नसकेको हिसाबहरूलाई फर्स्यौट गर्न Reconciliation Project लाई कार्यान्वयनमा लैजाने ।

१२. नेपाल सरकार तथा नियामक निकायहरुबाट ल्याईएका सम्पूर्ण कार्यक्रमहरुलाई उच्च प्राथमिकताका साथ कार्यान्वयन गर्ने।
१३. राष्ट्रिय प्राथमिकता प्राप्त तथा नेपाल राष्ट्र बैंकले निर्दिष्ट गरेका क्षेत्रहरुमा प्राथमिकताका साथ कर्जा लगानी गर्ने।
१४. सरकारको नीति तथा कार्यक्रममा उल्लेखित सहलियतपूर्ण कर्जा मार्फत युवा तथा महिला उद्यमी, दलित तथा पिछडिएको वर्गका व्यक्तिहरुमा उद्यमशिलता विकास गराउन विभिन्न स्थानीय तह, सरकारी निकाय तथा गैर सरकारी निकायहरूसँग सहकार्य गर्ने कार्यलाई निरन्तरता दिने।
१५. बैंकको निष्कृत कर्जा र गैर बैंकिङ्ग सम्पत्तिहरुको उचित व्यवस्थापन गर्ने।
१६. बैंकका सेवा सुविधाहरुको प्रभावकारी बजारीकरण (Marketing) तथा Re-Brandig मा जोड दिने।
१७. Capital Enhancement Plan २०७८ बमोजिम बैंकको पूँजी वृद्धिको कार्यलाई निरन्तरता दिने।
१८. वैदेशिक मुद्रामा ऋण प्राप्त गर्ने तथा बैंकको ऋणपत्र जारी गर्ने कार्यहरुलाई अगाडि बढाउने।
१९. Customer Call Center लाई अझ विस्तार गरी प्रभावकारी बनाउने।
२०. थापाथली, पोखरा, महेन्द्रनगर, कोहलपुर र लहानमा बनिरहेका बैंकका भवनहरुको निर्माण पूरा गर्ने तथा धुलिखेल, पाल्पा, हनुमाननगर, फिक्कल तथा मान्ममा नयाँ भवन निर्माणको कार्यलाई अगाडि बढाउने।
२१. आवश्यकता अनुसार कर्मचारी पदपूर्ति गर्ने तथा कार्यरत कर्मचारीहरुमा ज्ञान, सीप, उत्पादकत्व तथा पेशागत दक्षता अभिवृद्धि गर्न विभिन्न तालिम तथा सिकाईका कार्यक्रमहरुमा निरन्तरता प्रदान गर्ने।
२२. बैंकको ५ वर्षे रणनीतिक योजनाको मध्यावधि पुनरावलोकन गर्ने।
२३. बैंकको पूँजी आधार तथा स्रोत अभिवृद्धि गर्न रु. २ अर्ब ५० करोड बराबरको डिबेन्चर जारी गर्ने।
२४. रु. १ अर्ब २० करोड बराबरको आरबिबि म्युचुअल फण्ड-२ जारी गर्ने।
२५. कर्मचारीको कार्यसम्पादन मूल्यांकनलाई प्रभावकारी बनाउन वैज्ञानिक कार्यसम्पादन व्यवस्थापन प्रणाली (Scientific Performance Management System) लागु गर्ने,
२६. बैंकमा विद्यमान विविध प्रकारका जोखिमलाई न्यूनीकरण गर्न जोखिम व्यवस्थापन कार्यलाई थप परिष्कृत तथा प्रभावकारी बनाउँदै लैजानुका साथै

AML/CFT सम्बन्धी निर्देशनहरुको प्रभावकारी ढङ्गले पालना गर्ने।

२७. गैरकोषमा आधारित व्यवसायलाई थप विस्तार गर्दै शुल्क तथा कमिशन आम्दानीलाई वृद्धि गर्न जोड दिने।
२८. बैंकको आन्तरिक लेखापरीक्षण, बाह्य लेखापरीक्षण तथा नेपाल राष्ट्र बैंकले निरीक्षणको क्रममा औल्याएका कैफियतहरुको सुधार गर्ने।
२९. संस्थागत सुशासन तथा आन्तरिक नियन्त्रण प्रणालीलाई अझ सुदृढ बनाउन आवश्यक कार्यहरु संचालन गर्ने।

घ) बैंकको औद्योगिक व्यावसायिक सम्बन्ध:

बैंकले सबै सरोकारवाला निकायहरु नेपाल सरकार, शेयरधनी मन्त्रालयहरु, सर्वसाधारण शेयरधनीहरु, नियमनकारी निकाय, ग्राहकवर्ग, कर्मचारीहरु एवं अन्य सबै पक्षसँग असल सम्बन्ध कायम राख्दै आएको छ। साथै, यस बैंकमा क्रियाशिल ट्रेड युनियनहरुबाट पनि बैंकको उन्नति र प्रगतिमा रचनात्मक सहयोग प्राप्त हुँदै आएको छ। व्यावसायिक सहयात्रीको रुपमा उनीहरुबाट निर्वाह हुँदै आएको भुमिकाको कदर गर्दै आगामी दिनहरुमा पनि बैंक सुधार कार्यक्रममा ट्रेड युनियनहरुको सकारात्मक र सक्रिय सहभागितालाई जोड दिईनेछ।

ङ) कारोबारलाई असर पार्ने मुख्य कुराहरु:

बैंकको व्यवसाय तथा कारोबारहरुलाई असर पार्ने मुख्य तत्वहरु निम्नानुसार रहेका छन्:

- रुस-युक्रेन युद्धका कारण खाद्यान्न तथा गैर खाद्य पदार्थको आपूर्तिमा अवरोध सिर्जना भई मुद्रा स्फीतिमा परेको दबाव।
- बैंकिङ्ग क्षेत्रमा देखिएको तरलताको समस्या,
- वैदेशिक व्यापारमा देखिएको बढ्दो तथा फराकिलो व्यापार घाटाको असर अर्थतन्त्र तथा बैंकिङ्ग क्षेत्रमा पर्ने प्रभावहरु,
- बैंकिङ्ग क्षेत्रमा देखिएको बढ्दो प्रतिस्पर्धाका कारण बैंकहरुको कारोबारको स्थिति तथा मुनाफामा पर्न सक्ने चाप,
- कर्मचारी अभावका साथै नयाँ कर्मचारी भर्ना पश्चात कर्मचारीहरुको उत्पादकत्वको स्तर,
- सूचना प्रविधिको प्रयोगसँगै आउने प्रविधिजन्य जोखिम र सोको व्यवस्थापन,
- सम्पत्ति शुद्धीकरण निवारण सम्बन्धी राष्ट्रिय तथा अन्तर्राष्ट्रिय नियम, कानुन र प्रावधानहरुको परिपालना,

- नेपाल सरकार र नेपाल राष्ट्र बैंकबाट हुने नीतिगत परिवर्तनहरू,
- अन्तर्राष्ट्रिय आर्थिक उतार चढावबाट पर्नसक्ने असरहरू।

च) लेखापरीक्षण प्रतिवेदनमा कुनै कैफियत उल्लेख भएको भए सो उपर सञ्चालक समितिको प्रतिक्रिया:

बैंकको बाह्य लेखापरीक्षकहरूबाट आ.व. २०७८/७९ को वित्तीय विवरणहरू उपर लेखापरीक्षण प्रतिवेदनमा उल्लेख गरिएका कैफियत र उक्त कैफियतहरूमा संचालक समितिको प्रतिक्रिया निम्नानुसार रहेका छन्:

बैंकका विभिन्न शाखा कार्यालयहरू बीच भएको अन्तरशाखा हिसाब मिलान हुन नसकेको, भुक्तानी अवधि सकिएको मुद्रति निक्षेप, भुक्तानी दिनुपर्ने बिल, मार्गस्थ नगद, अग्रिम भुक्तानी, डेबिट कार्ड, क्रेडिट कार्ड सम्बन्धी हिसाब मिलान गर्नुपर्ने रकम तथा बैंकको केन्द्रीय कार्यालय रहेको जग्गाको स्वामित्व बैंकको नाममा रहेको प्रमाण नरहेको सम्बन्धमा लेखापरीक्षण प्रतिवेदनमा पर्याप्त र उचित प्रमाण उपलब्ध हुन नसकेको कारण शेयरधनी कोषलाई पार्न सक्ने असर एकिन गर्न नसकिएको भनी कैफियत जनाईएको छ।

लेखापरीक्षकहरूबाट प्राप्त भएको लेखापरीक्षण प्रतिवेदनमा उल्लेखित कैफियतहरू सम्बन्धमा सञ्चालक समितिमा छलफल भई प्रतिवेदनमा उल्लेखित कैफियत सुधार गर्न र आगामी आर्थिक वर्षहरूमा सोही प्रकृतिका कैफियतहरू दोहोरिन नदिन आवश्यक व्यवस्था मिलाउन व्यवस्थापनलाई निर्देशन दिइएको छ।

छ) लाभांश बाण्डफाँड गर्न सिफारिस गरिएको रकम:

बैंक सञ्चालक समितिको मिति २०७९/०८/२९ मा बसेको २५७९औं बैठकबाट आ.व. २०७८/७९ को लेखापरीक्षण भएको वित्तीय विवरणमा उल्लेखित वितरणयोग्य मुनाफाबाट २०७९ आषाढ मसान्तमा कायम रहेको बैंकको चुक्ता पुँजी रु.१३,९४,०३,५९,०९९।- को ७.५ (सात दशमलव पाँच) प्रतिशतले हुने रु.१,०४,५५,२६,९३२।४३ (अक्षरेपी एक अर्ब चार करोड पचपन्न लाख छब्बीस हजार नौ सय बत्तीस पैसा त्रिचालिस मात्र।) नगद लाभांश (कर प्रयोजन सहित) र ५.०० (पाँच) प्रतिशतले हुने रु. ६९,७०,१७,९५४।९५ (उनन्सत्तरी करोड सत्तरी लाख सत्र हजार नौ सय चौवन्न रुपैया पन्चानब्बे पैसा मात्र।) बोनस शेयर लाभांश समेत गरी कूल १२.५० प्रतिशतले हुने रकम रु.१,७४,२५,४४,८८७।३८ (अक्षरेपी एक अर्ब चौहतर

करोड पच्चीस लाख चौवालीस हजार आठ सय सतासी पैसा अड्तीस मात्र।) नेपाल सरकार अर्थ मन्त्रालयको स्वीकृति लिई बैंकको १७ औं वार्षिक साधारण सभाबाट पारित गरी लाभांश वितरण गर्ने प्रस्ताव गरिएकोमा सो बमोजिम नेपाल राष्ट्र बैंक र नेपाल सरकार अर्थ मन्त्रालयबाट स्वीकृति प्राप्त भएको छ।

ज) शेयर जफत भएको भए जफत भएको शेयर संख्या, त्यस्तो शेयरको अंकित मूल्य, त्यस्तो शेयर जफत हुनुभन्दा अगावै सो बापत कम्पनीले प्राप्त गरेको जम्मा रकम र त्यस्तो शेयर जफत भएपछि सो शेयर बिक्री गरी कम्पनीले प्राप्त गरेको रकम तथा जफत भएको शेयर बापत रकम फिर्ता गरेको भए सोको विवरण:

बैंकले समीक्षा वर्षमा कुनै पनि शेयर जफत गरेको छैन।

झ) विगत आर्थिक वर्षमा बैंक र यसको सहायक कम्पनीको कारोबारको प्रगति र सो आर्थिक वर्षको अन्तमा रहेको स्थितिको पुनरावलोकन:

यस बैंकको सहायक कम्पनीको रुपमा १०० प्रतिशत शेयर स्वामित्व रहेको आरबिबि मर्चेन्ट बैंकिंग लि. र ५७ प्रतिशत शेयर स्वामित्व रहेको एभरेष्ट फुड लि. रहेको छ। साविक एन.आई.डि.सी. डेभलपमेन्ट बैंक लि.बाट हस्तान्तरण भई आएको एभरेष्ट फुड लि.को अस्तित्वको बारेमा जानकारी नरहेकोले उक्त कम्पनीमा लगानी गरिएको सम्पूर्ण रकमको लागि नोक्सानी व्यवस्था गरिएको छ र एकीकृत वित्तीय विवरणहरू तयार गर्दा जोडिएको छैन। पुँजी बजारसम्बन्धी कारोबार गर्ने उद्देश्यले यस बैंकको सहायक कम्पनीको रुपमा आरबिबि मर्चेन्ट बैंकिंग लिमिटेडको मिति २०७२/१०/१५ मा कम्पनी रजिष्ट्रारको कार्यालयमा दर्ता भई संस्थापना भएको हो। उक्त कम्पनीको अधिकृत पुँजी, जारी पुँजी र चुक्ता पुँजी रु.२० करोड रहेको छ। बैंकले उक्त कम्पनीमा लगानी गरेको रु. २० करोडलाई अनुसूची ४.१० सहायक कम्पनीमा लगानी अन्तर्गत प्रस्तुत गरिएको छ। आरबिबि मर्चेन्ट बैंकिङ्ग लि.ले आ.व. २०७८/०७९ मा रु.१३,०२३,७७४।- नाफा आर्जन गरेको छ। २०७९ आषाढ मसान्तमा उक्त कम्पनीको कूल सम्पत्ति रु. २९ करोड ८५ लाख तथा शेयरधनी कोष रु. २२ करोड ३१ लाख रहेको छ। उक्त कम्पनीले आ.व. २०७७/७८ सम्मको सञ्चित मुनाफाबाट आ.व. २०७७/७८ मा चुक्ता पुँजीको १० प्रतिशतले हुने रु. २ करोड नगद लाभांश प्रदान गरेको थियो भने आ.व. २०७८/७९ सम्मको मुनाफाबाट ७.५ प्रतिशत नगद लाभांश घोषणा गरेको छ।

ब) बैंक तथा यसको सहायक कम्पनीले आर्थिक वर्षमा सम्पन्न गरेको प्रमुख कारोबारहरु र सो अवधिमा बैंकको कारोबारमा आएको कुनै महत्वपूर्ण परिवर्तन:

यस बैंकको सहायक कम्पनी आरबिबि मर्चेन्ट बैकिङ्ग लि.ले आ.व. २०७८/०७९ मा २ वटा कम्पनीको डिबेञ्चर जारी गरेको, १ वटा कम्पनीको शेयर प्रत्याभूति, १ वटा कम्पनीको हकप्रद शेयर निष्काशन, १ वटा कम्पनीको शेयर लिलामी तथा १३ वटा कम्पनीको शेयर रजिष्ट्रारको कार्य गरेको छ । यस अवधिमा कम्पनीले हितग्राही खाताको संख्या तथा Mero Share ग्राहक संख्यामा उल्लेखनीय वृद्धि गरेको छ ।

ट) विगत आर्थिक वर्ष २०७८/७९ मा कम्पनीको आधारभुत शेयरधनीहरुले बैंकलाई उपलब्ध गराएको जानकारी: नभएको ।

ठ) विगत आर्थिक वर्ष २०७८/७९ मा बैंकका सञ्चालक तथा पदाधिकारीहरुले लिएको शेयरको स्वामित्वको विवरण र कम्पनीको शेयर कारोबारमा निजहरु संलग्न रहेको भए सो सम्बन्धमा निजहरुबाट कम्पनीले प्राप्त गरेको जानकारी: नरहेको ।

ड) विगत आर्थिक वर्ष २०७८/७९ मा बैंकसंग सम्बन्धित सम्झौताहरुमा कुनै सञ्चालक तथा निजको नजिकको नातेदारको व्यक्तिगत स्वार्थको बारेमा उपलब्ध गराइएको जानकारी व्यहोरा: नभएको ।

ढ) बैंकले आफ्नो शेयर आफैले खरिद गरेको भए त्यसरी आफ्नो शेयर खरिद गर्नुको कारण, त्यस्तो शेयरको संख्या र अंकित मूल्य तथा त्यसरी शेयर खरिद गरे बापत बैंकले भुक्तानी गरेको रकम: नभएको ।

ण) आन्तरिक नियन्त्रण प्रणाली भए वा नभएको र भएको भए सोको विस्तृत विवरण:

बैंकको आन्तरिक नियन्त्रण प्रणाली सबल र सक्षम रहेको छ । आन्तरिक नियन्त्रण व्यवस्थामा अवलम्बन गरिएका प्रक्रियाहरु निम्नानुसार छन्:

अ) संचालन प्रक्रियालाई व्यवस्थित गर्न कर्मचारी सेवा विनियमावली, आर्थिक प्रशासन सम्बन्धी विनियमावली, कर्जा लगानी निर्देशिका, कर्जा असुली निर्देशिका, शाखा सञ्चालन निर्देशिका लगायत विभिन्न निर्देशिकाहरुको व्यवस्था गरिएको ।

आ) सञ्चालकस्तरीय जोखिम व्यवस्थापन समिति, लेखापरीक्षण समिति, सम्पत्ति शुद्धीकरण निवारण सम्बन्धी समिति मार्फत नियन्त्रण र सुपरिवेक्षणको व्यवस्था गरिएको ।

इ) स्वतन्त्र आन्तरिक लेखापरीक्षण विभागको व्यवस्था गरी आन्तरिक लेखापरीक्षणको कार्य संचालन गर्ने गरिएको ।

ई) लेखापरीक्षण समितिले आन्तरिक नियन्त्रण प्रणाली र लेखापरीक्षकबाट औल्याइएका प्रमुख कुराहरुको सुधारको सम्बन्धमा नियमित अनुगमन गर्ने गरेको ।

उ) गुनासो सुनुवाई कार्यविधि मार्फत गुनासोको प्रभावकारी सम्बोधन र व्यवस्थापनको कार्य हुने गरेको ।

ऊ) बैंकका सबै तहका निर्णयहरु समिति प्रणाली मार्फत सामुहिक छलफल पश्चात हुने गरेको ।

त) विगत आर्थिक वर्ष २०७८/७९ को कूल व्यवस्थापन खर्चको विवरण:

कर्मचारी खर्च (बोनस समेत):	रु.३,२०,०१,२९,६७६-
कार्यालय संचालन खर्च:	रु.१,०५,५०,९४,३७४-
कूल व्यवस्थापन खर्च	रु.४,२५,५२,२४,०५०-

थ) लेखापरीक्षण समितिका सदस्यहरुको नामावली, निजहरुले प्राप्त गरेको पारिश्रमिक, भत्ता तथा सुविधा, सो समितिले गरेको काम कारवाहीको विवरण र सो समितिले कुनै सुझाव दिएको भए सोको विवरण:

१. आर्थिक वर्ष २०७८/७९ को मिति २०७९ वैशाख ४ गतेसम्म कायम रहेको लेखापरीक्षण समितिका पदाधिकारीहरुको नामावली:

संचालक श्री जनक कुमार बराल- संयोजक
संचालक प्रा.डा. राजनबहादुर पौडेल - सदस्य
विभागीय प्रमुख, आन्तरिक लेखापरीक्षण
विभाग श्री सञ्जय कुमार श्रेष्ठ - सदस्य सचिव

२. आर्थिक वर्ष २०७८/७९को मिति २०७९ असार ३१ गते गठन भएको लेखापरीक्षण समितिका पदाधिकारीहरुको नामावली:

संचालक प्रा.डा. राजनबहादुर पौडेल - संयोजक
संचालक श्री सुशिल घिमिरे- सदस्य
विभागीय प्रमुख, आन्तरिक लेखापरीक्षण
विभाग श्री भोलानाथ पौडेल - सदस्य सचिव

३. लेखापरीक्षण समितिमा बैंकका सञ्चालकको तर्फबाट रहनु हुने पदाधिकारीहरुलाई बैठक भत्ता वापत प्रति बैठक रु.४,०००/- प्रदान गर्ने गरिएको, सो बाहेक अन्य कुनै पारिश्रमिक तथा सुविधा उपलब्ध गराउने व्यवस्था रहेको छैन ।

४. आर्थिक वर्ष २०७८/७९ को विभिन्न मितिमा लेखापरीक्षण समितिको १३ वटा बैठकहरु बसेको र सोमध्ये समितिले गरेका मुख्य मुख्य निर्णयहरु र दिइएको सुझाव तथा निर्देशनहरुको विवरण निम्नानुसार रहेको छ ।

मिति	बैठक नं.	निर्णयको व्यहोरा/सुझाव तथा निर्देशन
२०७८/४/२६	३०७	आ.व. २०७७/७८ को चौथो त्रैमासको वित्तीय विवरण उपर छलफल गरियो । वित्तीय विवरण जानकारीका लागि सञ्चालक समितिमा पेश गर्न व्यवस्थापनलाई निर्देशन दिइयो ।
२०७८/६/२५	३१०	आ.व. २०७७/७८ को लागि आन्तरिक लेखापरीक्षण विभागको वार्षिक लक्ष्य प्रगति विवरण तथा कार्यसम्पादन प्रतिवेदन सम्बन्धमा छलफल गरियो । आ.व.२०७८/७९ को आन्तरिक लेखापरीक्षण विभागको वार्षिक आन्तरिक लेखापरीक्षण योजना सम्बन्धमा छलफल भयो । आ.व. २०७७/७८ को लागि आन्तरिक लेखापरीक्षण विभागको वार्षिक लक्ष्य अनुसार आन्तरिक लेखापरीक्षण गर्न नसकिएका कार्यालय/शाखाहरुलाई प्राथमिकता दिई चालु आ.व. को आन्तरिक लेखापरीक्षण योजना तर्जुमा गरी पेश गर्न आन्तरिक लेखापरीक्षण विभागलाई निर्देशन दिइयो ।
२०७८/७/१४	३११	आ.व. २०७८/७९ को पहिलो त्रैमासको वित्तीय विवरण उपर छलफल गरियो । प्रस्तुत वित्तीय विवरण संचालक समितिमा जानकारीका लागि पेश गर्न व्यवस्थापनलाई निर्देशन दिने निर्णय गरियो ।
२०७८/७/१६	३१२	बाह्य लेखापरीक्षकबाट आ.व. २०७७/७८ को बाह्य लेखापरीक्षण समाप्त गरी प्रारम्भिक प्रतिवेदन प्राप्त भएको र सो प्रारम्भिक प्रतिवेदनमा उल्लेखित सुझावहरु बमोजिम आवश्यक सुधार तथा समायोजन गरी आ. व. २०७७/२०७८ को वित्तीय विवरणहरु समेत तयार भइ सकेको एवम् लेखापरीक्षकबाट अन्तिम लेखापरीक्षण प्रतिवेदन प्राप्त हुने क्रममा रहेको बारे व्यवस्थापनबाट यस समितिलाई जानकारी प्राप्त भयो । सोही सम्बन्धमा वित्त विभागबाट प्रस्तुत लेखापरीक्षणको क्रममा रहेको बैंकको आ.व. २०७७/२०७८ को वित्तीय विवरणहरु उपर पनि छलफल गरियो ।
२०७८/०७/२८	३१३	आ.व. २०७७/२०७८ को बाह्य लेखापरीक्षणको प्रतिवेदन सम्बन्धमा लेखापरीक्षकहरुको धारणा, राय सुझाव सम्बन्धमा छलफल गरियो ।
२०७८/०७/२९	३१४	आ.व. २०७७/७८ को बाह्य लेखापरीक्षण प्रतिवेदनका सम्बन्धमा महालेखापरीक्षक कार्यालय तथा बाह्य लेखापरीक्षकको राय परामर्श सम्बन्धमा छलफल गरियो । लेखापरीक्षण समितिको तर्फबाट व्यवस्थापनलाई निम्न निर्देशन दिइयो ।
२०७८/०९/२७	३१५	श्री महालेखापरीक्षकको कार्यालय, सार्वजनिक संस्थान लेखापरीक्षण निर्देशनालयको मिति २०७८/०९/१८ च.नं. १०३ को पत्रबाट आ.व.२०७८/७९ को लेखापरीक्षण गर्न चार्टर्ड एकाउण्टेण्टद्वय श्री प्रभुराम भण्डारी र श्री प्रकाशजंग थापालाई संयुक्त रुपमा बाह्य लेखापरीक्षकमा नियुक्ति गर्न परामर्श प्राप्त भए बमोजिम लेखापरीक्षकमा नियुक्ति गरी लेखापरीक्षण शुल्क (मू.अ.कर बाहेक) वापत संयुक्त रुपमा रु.२५,००,०००।०० (पच्चीस लाख रुपैया मात्र) (प्रति लेखापरीक्षक रु.१२,५०,०००। (बाह्र लाख पचास हजार रुपैया मात्र) प्रदान गर्ने प्रस्ताव वार्षिक साधारण सभामा पेश गर्नलाई संचालक समितिमा सिफारिस गर्ने निर्णय गरियो ।

२०७८/११/११	३१७	आ.व. २०७८/२०७९ को दोस्रो त्रैमासको वित्तीय विवरण उपर छलफल गरियो । उक्त वित्तीय विवरण आ.व. २०७७/२०७८ को लेखापरीक्षण प्रतिवेदनमा बाह्य लेखापरीक्षकद्वारा व्यक्त Basis for Qualified Opinion का बुँदाहरुको सम्बन्धमा वित्त विभागबाट प्रस्तुत पौष मसान्तको तुलनात्मक विवरण उपर समेत छलफल गरियो । आ.व. २०७७/२०७८ को लेखापरीक्षण प्रतिवेदनमा बाह्य लेखापरीक्षकद्वारा व्यक्त Basis for Qualified Opinion का बुँदाहरुको सुधारको लागि तुरुन्त कार्य योजना बनाई लागु गर्न व्यवस्थापनलाई निर्देशन दिने निर्णय गरियो ।
२०७८/११/२३	३१८	आन्तरिक लेखापरीक्षण विभागको आ.व. २०७८/७९ को आन्तरिक लेखापरीक्षण योजना सम्बन्धमा छलफल भई विभागबाट पेश भएको वार्षिक आन्तरिक लेखापरीक्षण योजना स्वीकृत गर्ने निर्णय गरियो । बाह्य लेखा विशेषज्ञबाट आन्तरिक लेखापरीक्षण गराउने ९० वटा कार्यालयहरुको लागि विशेषज्ञ परामर्श सेवा खरिद प्रक्रिया अघि बढाउनका लागि सामान्य सेवा विभागलाई निर्देशन दिने निर्णय गरियो ।
२०७८/१२/३०	३१९	आन्तरिक लेखापरीक्षण निर्देशिका, २०७८ को मस्यौदा सम्बन्धमा छलफल भई आन्तरिक लेखापरीक्षण विभागले जोखिममा आधारित भई तयार गरी यस समितिमा पेश गरेको आन्तरिक लेखापरीक्षण निर्देशिका, २०७८ को मस्यौदा सम्बन्धमा विभिन्न मितिमा छलफल तथा संशोधन भई उक्त निर्देशिका स्वीकृतिका लागि सञ्चालक समितिमा पेश गर्न स्वीकृति प्रदान गर्ने निर्णय गरियो ।

द) संचालक, प्रबन्ध सञ्चालक, कार्यकारी प्रमुख, कम्पनीका आधारभुत शेयरधनी वा निजको नजिकको नातेदार वा निज संलग्न रहेको फर्म, कम्पनी वा संगठित संस्थाले बैंकलाई कुनै रकम बुझाउन बाँकी भए सो कुरा नरहेको ।

ध) संचालक, प्रबन्ध सञ्चालक, कार्यकारी प्रमुख तथा पदाधिकारीहरुलाई भुक्तानी गरिएको पारिश्रमिक, भत्ता तथा सुविधाको रकम:

क्र.सं.	विवरण	संचालक समिति	प्रमुख कार्यकारी अधिकृत	व्यवस्थापक
१	बैठक भत्ता	२०,०४,०००		
२	तलब		३,१२०,०००	६,४३६,१६३
३	भत्ता		१,७१६,०००	६,२९५,६१८
४	चाडपर्व खर्च		२६०,०००	६९८,६६८
५	संचयकोष योगदान		३१२,०००	६४३,६१६
६	टेलिफोन/मोबाइल	१,५०,०००		
७	विविध (पत्रपत्रिका)	१,२०,०००		
८	सवारी सुविधा (इन्धन)	४३,८८०		
९	आवास सुविधा			
१०	बिमा			
११	संचित विदा बापत भुक्तानी		१९५,०००	४४६,३५३
१२	बोनस		९८५,५९१	१,६४१,२६१
१३	अन्य		१५६००	२१३०२
	जम्मा रकम रु	२३,१७,८८०	६,६०४,१९१	१६,१८२,९८१
	जम्मा संख्या :	११	१	७

टिप्पणीहरू:

बैंक सञ्चालक समितिका अध्यक्ष तथा सञ्चालकहरूलाई पत्रपत्रिका वापत प्रति संचालक मासिक रु.२,०००।-, संचार खर्च वापत रु.२,५००।-, संचालक समितिको बैठकमा उपस्थित भए वापत प्रति बैठक रु.४,०००।- र निजी सवारी साधन प्रयोग गरेमा मासिक २० लिटर इन्धन वा सो बराबरको रकम प्रदान गर्ने व्यवस्था गरिएको छ ।

न) शेयरधनीहरूले बुझिलिन बांकी लाभांश रकम:

२०७९ आषाढ मसान्तमा शेयरधनीहरूले बुझिलिन बांकी रहेको लाभांश रकम रु. १९,५२,७९८।- रहेको छ ।

प) कम्पनी ऐन, २०६३ को दफा १४१ बमोजिम सम्पत्ति खरिद वा बिक्री गरेको कुराको विवरण:

बैंकलाई आवश्यक पर्ने आफ्नो सम्पत्तिहरू (कार्यालय

उपकरण, फर्निचर, कम्प्युटर, सवारी साधन, पुँजीगत निर्माण, लिजहोल्ड सम्पत्ति आदि)को खरिद तथा बिक्रीको विवरण संलग्न वासलातको अनुसूची ४.१३ र ४.१४ मा रहेको छ । सम्पत्ति खरिद तथा बिक्री गर्दा बैंकको आर्थिक प्रशासन विनियमावली, २०६८ ले तोकेको कार्यविधि अवलम्बन गरिएको छ ।

फ) कम्पनी ऐन, २०६३ को दफा १७५ बमोजिम सम्बद्ध कम्पनी बीच भएको कारोबारको विवरण:

यसै प्रतिवेदनसाथ संलग्न यस बैंकको आ.व. २०७८/७९ को वित्तीय विवरणहरूमा बैंक तथा सम्बद्ध कम्पनीहरूबीचको कारोबार सम्बन्धमा आवश्यक खुलासा गरिएको छ ।

सञ्चालक समितिको तर्फबाट,

डा. बलराम पाठक

अध्यक्ष

सञ्चालक समिति

राष्ट्रिय वाणिज्य बैंक लिमिटेड

कम्पनी ऐन २०६३ को दफा ५१ को उपदफा (१) र (२) बमोजिमको विवरण

आ.व. २०७८।०७९

साधारण सभा हुनुभन्दा ३० दिन अघिसम्मको विवरण :

(क) बैंकको अधिकृत पुँजी र शेयर संख्या :

- अधिकृत पुँजी रु. ३०,००,००,००,०००।- (रु. तीस अर्ब मात्र मात्र)
- साधारण शेयर पुँजी : प्रति शेयर रु. १००।- का दरले ३०,००,००,००० कित्ता
- अग्राधिकार शेयर पुँजी: छैन ।

(ख) बैंकको जारी पुँजी:

- जारी पुँजी रु. १३,९४,०३,५९,१००।०० (रु. तेह्र अर्ब चौरानब्बे करोड तीन लाख उनन्साठी हजार एकसय मात्र)
- साधारण शेयर पुँजी : प्रति शेयर रु. १००।- का दरले १३,९४,०३,५९१ कित्ता
- अग्राधिकार शेयर पुँजी: छैन ।

(ग) बैंकको चुक्ता पुँजी :

- चुक्ता पुँजी रु. १३,९४,०३,५९,१००।०० (रु. तेह्र अर्ब चौरानब्बे करोड तीन लाख उनन्साठी हजार एकसय मात्र)
- साधारण शेयर पुँजी : प्रति शेयर रु. १००।- का दरले १३,९४,०३,५९१ कित्ता
- अग्राधिकार शेयर पुँजी: छैन ।

(घ) नेपाल सरकारबाट शेयर पुँजी बापत अग्रिम भुक्तानी गरिएको रकम रु. १,००,००,००,०००।- (रु. एक अर्ब)

शेयरधनीहरूको नाम र शेयर पुँजी विवरण :

नाम	शेयर संख्या	रकम रु.
नेपाल सरकार, अर्थ मन्त्रालय	१३,९४,३९,७२५।१६	१३,९४,३९,७२,५१६
नेपाल सरकार, महालेखा नियन्त्रक कार्यालय	६६,६३,४९९।१८	६६,६३,४९,९१८
नेपाल सरकार, उद्योग, वाणिज्य तथा आपूर्ति मन्त्रालय	७,८९,२२८।८९	७,८९,२२,८८९
नेपाल सरकार, श्रम, रोजगार तथा सामाजिक सुरक्षा मन्त्रालय	१,९८,२३२।७९	१,९८,२३,२७९
नेपाल सरकार, संस्कृति, पर्यटन तथा नागरिक उड्डयन मन्त्रालय	१,९८,२३२।७९	१,९८,२३,२७९
नेपाल सरकार उर्जा, जलश्रोत तथा सिंचाई मन्त्रालय	१,९९,५५४।८९	१,९९,५५,४८९
नेपाल सरकार, भौतिक पूर्वाधार तथा यातायात मन्त्रालय	१,९८,२३२।७९	१,९८,२३,२७९
नेपाल सरकार , शिक्षा, विज्ञान तथा प्रविधि मन्त्रालय	१,३२६।००	१,३२,६००
नेपाल सरकार कृषि, तथा पशु पंक्षी विकास मन्त्रालय	१,३२६।००	१,३२,६००
नेपाल सरकार भुमि व्यवस्था, सहकारी तथा गरिवी निवारण मन्त्रालय	१,३२६।००	१,३२,६००
सर्वसाधारण शेयरधनीहरू	४०,९८६।६७	४०,९८,६६७
जम्मा	१३,९४,०३,५९१.००	१३,९४,०३,५९,१००

- (ड) शेयर पिच्छे माग भएको रकम : छैन ।
 (च) किस्ता असुल भएको जम्मा रकम : छैन ।
 (छ) असुल हुन बाँकी जम्मा रकम : छैन ।
 (ज) शेयर वा डिबेन्चरमा दलाली दस्तुर वापत दिएको जम्मा रकम : छैन ।
 (झ) कुनै शेयर जफत गरिएकोमा त्यस्तो शेयरको जम्मा संख्या, जफत भएको कारण र मिति : छैन ।
 (ञ) बैंक, वित्तीय संस्था वा अन्य कुनै व्यक्तिबाट लिएको ऋण वा कम्पनीले दिएको जमानत (२०७९ आषाढ मसान्तमा) :

नेपाल राष्ट्र बैंक (स्वदेशी मुद्रा)	रु. २४,०६,०७,३६,१८९।-
अन्तर बैंक तथा वित्तीय संस्था	रु. ३,५०,९८,७०,८२२।-
युवा स्वरोजगार कोष	रु. ६,००,००,०००।-

(६) अन्य कम्पनीको शेयरमा गरेको लगानीको विवरण:

क्र.स.	कम्पनीको नाम	लगानीको किसिम	शेयर संख्या	लगानी रकम रु.
१	नेपाल डिजिटल पेमेन्ट लि.	साधारण शेयर	१५,११,१११	१५,११,११,१००
२	राष्ट्र उत्थान लघुवित्त वित्तीय संस्था लि.	साधारण शेयर	५,५०,०००	५,५०,००,०००
३	ग्रामीण विकास लघुवित्त वित्तीय संस्था लि.	साधारण शेयर	२,२५,४९४	२,२५,४९,४००
४	बुटवल सुती धागो उद्योग	साधारण शेयर	२,५२,१४०	२,५२,१४,०००
५	हिमाल सिमेन्ट कम्पनी	साधारण शेयर	३,९९,५१८	३,६८,९२,१००
६	आरविवि मर्चेन्ट बैंकिंग लि.	संस्थापक शेयर	२०,००,०००	२०,००,००,०००
७	नेशनल लाईफ इन्सुरेन्स कं. लि.	साधारण शेयर	१०,१०,०६४	११,५५,८४,७३०
८	आरएमडिसी लघुवित्त वित्तीय संस्था लि.	साधारण शेयर	१,९७,९७४	८२,९५,०००
९	एन.एल.जी.इन्सुरेन्स कम्पनी लि.	साधारण शेयर	२,६५,३२०	१,२१,८४,८७५
१०	जलविद्युत लगानी तथा विकास कम्पनी लि.	साधारण शेयर	३,४४,०८६	३,०४,११,७००
११	नेपाल ल्युव आयल लि.	साधारण शेयर	६,०६८	२,८५,७००
१२	युनाईटेड इन्सुरेन्स कं. लि.	साधारण शेयर	५,१४,०८०	४,८२,८८,०००
१३	बुटवल पावर कम्पनी लि.	साधारण शेयर	१३,८०१	७०,४०,७७५
१४	तारागाउँ रिजेन्सी होटल लि.	साधारण शेयर	३,००,०००	३,००,००,०००
१५	श्रीराम सुगर मिल्स लि.	साधारण शेयर	५०,०००	५०,००,०००
१६	गोरखकाली रबर उद्योग लि.	साधारण शेयर	१,९९,७७७	१,४९,८३,२७५
१७	नेपाल टेलिकम	साधारण शेयर	१,५२६	८,४१,५१९
१८	फर्स्ट माइक्रो फाइनेन्स लघुवित्त संस्था लि.	साधारण शेयर	१,६५,०००	४,४३,७६,१३८
१९	नेशनल माइक्रो फाइनेन्स लघुवित्त संस्था लि.	साधारण शेयर	१,१५,१९२	४,९७,८१,४९९
२०	फरवाड माइक्रो फाइनेन्स वित्तीय संस्था	साधारण शेयर	८७,७५०	४,९८,०१,५५६
२१	नागरिक लगानी कोष	साधारण शेयर	५२,४१५	५,२३,८२,५१०
२२	नेको इन्सुरेन्स कं. लि.	साधारण शेयर	२६,२४,८१६	१४,०४,२४,६४०
२३	लक्ष्मी इक्विटी फण्ड	म्युचुअल फण्ड	५८,९७,०६९	५,८९,७०,६९२
२४	सानिमा इक्विटी फण्ड	म्युचुअल फण्ड	१२,५०,०००	१,२५,००,०००
२५	सिटिजन म्युचुअल फण्ड	म्युचुअल फण्ड	२०,००,०००	२,००,००,०००
२६	एनआइएस एशिया ग्रोथ फण्ड	म्युचुअल फण्ड	२०,४८,१५१	२,०४,८१,५१३
२७	सिद्धार्थ इक्विटी फण्ड	म्युचुअल फण्ड	९,६७,७४८	९६,७७,४८०
२८	नविल व्यालेन्स फण्ड २	म्युचुअल फण्ड	५०,००,०००	५,००,००,०००
२९	लक्ष्मी उन्नति कोष	म्युचुअल फण्ड	८०,२७,७५०	८,०२,७२,१९३
३०	एन आइ वि एल प्रगति फण्ड	म्युचुअल फण्ड	७,८७२	०
३१	एन एम वि ५०	म्युचुअल फण्ड	४०,००,०००	४,००,००,०००
३२	सनराईज फर्स्ट म्युचुअल फण्ड	म्युचुअल फण्ड	७०,००,०००	७००,००,०००

क्र.स.	कम्पनीको नाम	लगानीको किसिम	शेयर संख्या	लगानी रकम रु.
३३	एनआइसि एशिया ब्यालेन्स फण्ड	म्युचुअल फण्ड	३०,००,०००	३,००,००,०००
३४	सिद्धार्थ इन्भेस्टमेन्ट ग्रोथ इस्किम- २	म्युचुअल फण्ड	३०,००,०००	३,००,००,०००
३५	सानिमा लार्ज क्याप फण्ड	म्युचुअल फण्ड	१,००,००,०००	१०,००,००,०००
३६	एन आइ वि एल सहभागिता फण्ड	म्युचुअल फण्ड	४९,०९,६०२	४,९०,९६,०२५
३७	आरविवि म्युचुअल फण्ड १	म्युचुअल फण्ड	१,६२,५०,०००	१६,२५,००,०००
३८	एन आइ वि एल समृद्धि फण्ड २	म्युचुअल फण्ड	३६,७२,१२३	३,६७,२१,२३२
३९	पूँजु सेलेक्ट म्युचुअल फण्ड	म्युचुअल फण्ड	१४,६८,१००	१,४६,८१,०००
४०	एनआइसि एशिया सेलेक्ट ३०	म्युचुअल फण्ड	४९,३०,६०५	४,९३,०६,०५०
४१	सनराईज ब्लु चिप फण्ड	म्युचुअल फण्ड	४६,०५,०२८	४,६०,५०,२८०
४२	कुमारी इक्विटी फण्ड	म्युचुअल फण्ड	२४,०६,६७०	२,४०,६६,७००
४३	नविल व्यालेन्स फण्ड ३	म्युचुअल फण्ड	१६,६७०	१,६६,७००
४४	मेगा म्युचुअल फण्ड १	म्युचुअल फण्ड	४,३६,३४०	४३,६३,४००
४५	कुमारी धनवृद्धि योजना	म्युचुअल फण्ड	७०,००,०००	७००,००,०००
४६	एनआइसि एशिया फ्लेक्सी क्याप फण्ड	म्युचुअल फण्ड	९९,७०,०००	१,००,००,०००
४७	कृषि आयोजना सेवा केन्द्र लि.	साधारण शेयर	२००	२,००,०००
४८	नेपाल आयल निगम	साधारण शेयर	५६,४३०	१,००,०००
४९	आर्थिक विकास केन्द्र लि.	साधारण शेयर	१२,५००	१२,५०,०००
५०	नेपाल स्टक एक्सचेञ्ज लि.	साधारण शेयर	६,१३,६३२	२१,४२,५००
५१	एस ल्यावरेटरी नेपाल लि.	साधारण शेयर	१,३८०	१,३८,०००
५२	कर्जा सूचना केन्द्र लि.	साधारण शेयर	१,०७,१०७	६,५३,०००
५३	नेपाल बैकिंग ट्रेनिङ इन्स्टिट्युसन	साधारण शेयर	१८,३४९	१८,३४,८६०
५४	नेपाल क्लियरिंग हाउस लि.	साधारण शेयर	९४,६१०	२५,००,०००
५५	कृषि चुन उद्योग लि.	साधारण शेयर	५००	५००,०००
५६	नेपाल औषधी लि.	साधारण शेयर	७००	७००,०००
५७	औद्योगिक क्षेत्र व्यवस्थापन कम्पनी लि.	साधारण शेयर	९३,६४५	९३,६४,०००
५८	नेपाल मेटल कम्पनी	साधारण शेयर	१,९९,४००	१९,९४,०००
५९	बालाजु यन्त्रशाला प्रा.लि.	साधारण शेयर	९,४५२	९,४५,२००
६०	नेपाल वन निगम	साधारण शेयर	४३,३१०	६,००,०००
६१	हिमालयन रिइन्सुरेन्स लि.	साधारण शेयर	५०,००,०००	५०,००,००,०००
६२	अध्यान्त फण्ड म्यानेजमेन्ट लि.	साधारण शेयर	५००,०००	२,५०,००,०००
६३	एभरेष्ट फुड लि.	अग्राधिकार शेयर	१००,०००	१,००,००,०००
६४	एभरेष्ट फुड लि.	साधारण शेयर	५०,०००	५०,००,०००
	जम्मा			२,६५,२२,२३,३४०

(७) बहालवाला सञ्चालकको नाम र ठेगाना :

नाम, थर	ठेगाना	पद
डा. बलराम पाठक	महालक्ष्मी न.पा. ९, ललितपुर	अध्यक्ष
श्री शम्भु प्रसाद मरासिनी	नेपाल सरकार अर्थ मन्त्रालय, महालेखा नियन्त्रकको कार्यालय, काठमाडौं	संचालक
प्रा.डा. राजनबहादुर पौडेल	नागार्जुन न.पा. १, काठमाण्डौ	संचालक
श्री रोमिला ढकाल उप्रेती	किर्तिपुर न.पा. २, काठमाडौं	संचालक
श्री दिलिप कुमार ढुंगाना	जनकपुरधाम- २, धनुषा	संचालक
श्री सुशिल घिमिरे	भरतपुर- १०, चितवन	संचालक
श्री लक्ष्मण घिमिरे	पाणिनी- ५, अर्घाखाँची ।	स्वतन्त्र संचालक

कम्पनी ऐन २०६३ को दफा ७८ बमोजिमका कागजात
कम्पनी रजिष्ट्रार कार्यालयमा पेश गर्नुपर्ने विवरण

कम्पनीको नाम : राष्ट्रिय वाणिज्य बैंक लिमिटेड
ठेगाना : सिंहदरबार प्लाजा, काठमाडौं
आर्थिक वर्ष : आ.व. २०७८/०७९



क. बाण्डफाण्ड भएको शेयरको संख्या :


बैंकको पूंजीगत संरचना :

- अधिकृत पूंजी रु. ३०,००,००,००,०००/- (रु. तीस अर्ब मात्र ।)
- साधारण शेयर संख्या : ३०,००,००,०००/- (रु. तीस करोड मात्र ।) प्रति शेयर रु.१००/-को दरले ।
- साधारण शेयर पूंजी रु. ३०,००,००,००,०००/- (रु. तीस अर्ब मात्र ।)
- जारी पूंजी रु.१३,९४,०३,५९,१००/- (रु. तेह्र अर्ब चौरानब्बे करोड तीन लाख उनन्साठी हजार एकसय मात्र ।)
- चुक्ता पूंजी रु.१३,९४,०३,५९,१००/- (रु. तेह्र अर्ब चौरानब्बे करोड तीन लाख उनन्साठी हजार एकसय मात्र ।)
- साधारण शेयर संख्या : १३,९४,०३,५९१। प्रति शेयर रु.१००/-
- २०७९ आषाढ मसान्तमा कायम रहेको चुक्ता पूंजीको ५% प्रतिशतले हुने रकम रु ६९,७०,१७,९५५ बोनस शेयर वितरण गर्न प्रस्ताव गरिएको छ ।

ख. बाण्डफाण्ड भएको शेयरको विवरण

बाण्डफाण्ड भएको शेयरमध्ये सबै शेयरको सम्पूर्ण रकम चुक्ता भएको छ ।

नाम	शेयर संख्या	रकम रु.
नेपाल सरकार, अर्थ मन्त्रालय	१३,१४,३९,७२५.१६	१३,१४,३९,७२,५१६.००
नेपाल सरकार, महालेखा नियन्त्रक कार्यालय	६६,६३,४१९.१८	६६,६३,४१,९१८.००
नेपाल सरकार, उद्योग, वाणिज्य तथा आपूर्ति मन्त्रालय	७,८१,२२८.८१	७,८१,२२,८८८.००
नेपाल सरकार, श्रम, रोजगार तथा सामाजिक सुरक्षा मन्त्रालय	१,१८,२३२.७९	१,१८,२३,२७९.००
नेपाल सरकार, संस्कृति, पर्यटन तथा नागरिक उड्डयन मन्त्रालय	१,१८,२३२.७९	१,१८,२३,२७९.००
नेपाल सरकार उर्जा, जलस्रोत तथा सिंचाई मन्त्रालय	१,१९,५५४.८१	१,१९,५५,४८१.००
नेपाल सरकार, भौतिक पूर्वाधार तथा यातायात मन्त्रालय	१,१८,२३२.७९	१,१८,२३,२७९.००
नेपाल सरकार, शिक्षा, विज्ञान तथा प्रविधि मन्त्रालय	१,३२६.००	१,३२,६००.००
नेपाल सरकार कृषि, तथा पशु पंक्षी विकास मन्त्रालय	१,३२६.००	१,३२,६००.००
नेपाल सरकार भूमि व्यवस्था, सहकारी तथा गरिबी निवारण मन्त्रालय	१,३२६.००	१,३२,६००.००



सर्वसाधारण सेयरधनीहरु	४०,९८६.६७	४०,९८,६६७.००
जम्मा	१३,९४,०३,५९१.००	१३,९४,०३,५९,१००.००

ग. बैंकको संचालक, प्रबन्ध संचालक, लेखापरीक्षकहरु, कार्यकारी प्रमुख, प्रबन्धकको विवरण र निजहरुलाई भुक्तान गरिएको पारिश्रमिक, भत्ता तथा सुविधाको रकम:

(अ) संचालकहरुको विवरण :


- (१) श्री रामशरण पुडासैनी, कागेश्वरी मनोहरा न.पा. ३, काठमाडौं ।
(अध्यक्ष: मिति २०७८/०३/२१ देखि २०७८/०६/२४ सम्म)
- (२) श्री झक्कप्रसाद आचार्य, आन्तरिक राजस्व विभाग, लाजिम्पाट काठमाडौं
(संचालक: २०७८/०३/२१ देखि २०७८/०६/१३ सम्म)
- (३) श्री जनक कुमार बराल, चिचिला गा.पा.१, संखुवासभा ।
(संचालक: मिति २०७५/०१/०५ देखि २०७९/०१/०४ सम्म)
- (४) प्रा.डा. राजन बहादुर पौडेल, नागार्जुन न.पा. १, काठमाण्डौ ।
(संचालक: मिति २०७६/०५/११ देखि हालसम्म)
- (५) प्रा.डा.माधव प्रसाद दाहाल, महालक्ष्मी न.पा. ४, ललितपुर ।
(संचालक: मिति २०७५/०१/०५ देखि २०७९/०१/०४ सम्म)
- (६) श्री रोमिला ढकाल उप्रेती, किर्तिपुर न.पा. २, काठमाण्डौ ।
(संचालक: मिति २०७७/०३/०३ देखि हालसम्म)
- (७) डा. बलराम पाठक, महालक्ष्मी न.पा. ९, ललितपुर ।
(अध्यक्ष: मिति २०७८/०१/१२ देखि हालसम्म)
- (८) श्री केदारनाथ शर्मा, नेपाल सरकार अर्थ मन्त्रालय ।
(संचालक: मिति २०७८/०६/११ देखि २०७९/०२/२६ सम्म)
- (९) श्री शम्भु प्रसाद मरासिनी, नेपाल सरकार अर्थ मन्त्रालय, महालेखा नियन्त्रकको कार्यालय, काठमाण्डौ ।
(संचालक: मिति २०७९/०२/२७ देखि हालसम्म)
- (१०) श्री दिलिप कुमार ढुंगाना, जनकपुरधाम- २, धनुषा ।
(संचालक: मिति २०७९/०३/०७ देखि हालसम्म)
- (११) श्री सुशिल घिमिरे, भरतपुर- १०, चितवन ।
(संचालक: मिति २०७९/०३/०७ देखि हालसम्म)

(आ) लेखापरीक्षकको विवरण :

- (१) श्री प्रभुराम भण्डारी, वरिष्ठ चार्टर्ड एकाउण्टेण्ट
- (२) श्री प्रकाश जंग थापा, वरिष्ठ चार्टर्ड एकाउण्टेण्ट

(इ) कार्यकारी प्रमुख एवं प्रबन्धकहरुको विवरण :

क्र.सं.	पद	नाम र थर
१	प्रमुख कार्यकारी अधिकृत	श्री किरण कुमार श्रेष्ठ
२	नायव प्रमुख कार्यकारी अधिकृत	श्री देवेन्द्र रमण खनाल
३	नायव प्रमुख कार्यकारी अधिकृत	श्री सरस्वती अधिकारी
४	उप-कार्यकारी अधिकृत	श्री देवेश प्रसाद लोहनी
५	उप-कार्यकारी अधिकृत	श्री विमल डंगोल



६	उप-कार्यकारी अधिकृत	श्री पवन रेग्मी
७	उप-कार्यकारी अधिकृत	विनय रमण पौडेल
८	उप-कार्यकारी अधिकृत	दुर्गा कुमारी कडेल

(ई) संचालकलाई उपलब्ध गराइएको पारिश्रमिक र बैठक भत्ता: कूल रु. २३,१७,८८०/-

अन्य सुविधा : (सम्बन्धित खर्च शिर्षकमा लेखांकन भएको)

पत्रपत्रिका: रु.७,११,८३४/-
अन्य: रु.१०,८६,७८८/-
जम्मा रु.१७,९८,६२२/-

(उ) लेखापरीक्षकद्वयलाई विभिन्न सेवा वापत उपलब्ध गराएको कूल पारिश्रमिक जम्मा रु. ४३,९७,९६०/-

(ऊ) प्रमुख कार्यकारी अधिकृत श्री किरण कुमार श्रेष्ठलाई उपलब्ध गराएको कूल पारिश्रमिक रु.६६,०४,१९१/-

घ. बैंकको चुक्ता पूँजीको पाँच प्रतिशत वा सोभन्दा बढी शेयर खरिद गरी लिने व्यक्ति वा संगठित संस्थाको नाम र निजहरुको नाममा रहेको शेयर वा डिबेन्चरको विवरण :

नाम	शेयर संख्या	प्रतिशत
श्री नेपाल सरकार, अर्थ मन्त्रालय	१३,१४,३९,७२५।१६	९४.२९ प्रतिशत

ङ. शेयर बिक्रीबाट प्राप्त भएको जम्मा रकम र सम्बन्धित आर्थिक वर्षमा कम्पनीले खरिद गरेको तथा जारी गरेको नयाँ शेयर तथा डिबेन्चरको विवरण:

आ. व. २०७८/७९ मा २,७५,५४,६७४।८४ कित्ता बोनस शेयर र २,००,००,००० कित्ता हकप्रद शेयर जारी गरेवापत रु.४,७५,५४,६७४।८४- बराबरले कम्पनीको जारी तथा चुक्ता पूँजी बृद्धि भएको ।

च. संचालक वा आधारभूत शेयरधनी वा निजको नजिकको नातेदारले बैंकलाई बुझाउन बाँकी रहेको रकम: छैन ।

छ. शेयर बिक्री वा अन्य कुनै काम कुरा गरेवापत दिएको वा दिनुपर्ने रकम : छैन ।

ज. बैंक तथा वित्तीय संस्थाहरुबाट लिएको ऋण तथा बुझाउन बाँकी रहेको साँवा तथा व्याजको रकम :



विवरण	साँवा तथा व्याज	व्याज	कैफियत
अन्तर-बैंक सापटी	३,५०,९८,७०,८२१/-	—	नियमित कारोबार
ने.रा.बैंक पुनरकर्जा	७,०६,०७,३६,१८९।-	—	नियमित कारोबार

झ. बैंकले भुक्तानी लिनुपर्ने वा बैंकले अन्य व्यक्तिलाई भुक्तानी गर्नुपर्ने भनी दावी गरिएको रकम वा यस विषयमा मुद्दा मामिला चलिरहेको भए त्यसको विवरण :

१. कर्जा असुलीको क्रममा ऋण असुली न्यायाधिकरणमा दायर गरिएको मुद्दाहरु:

बैंकले कर्जा असुलीको क्रममा आ.व.२०६०/६१ देखि आ.व. २०७८/७९ सम्ममा ऋण असुली न्यायाधिकरणमा जम्मा ९०५ वटा मुद्दा दायर गरेको थियो । आ.व. २०६०/६१ देखि आ.व. २०७८/७९ सम्ममा ७९६ वटा मुद्दाहरु मिलापत्र तथा फैसला भइसकेका छन् । फैसला भइसकेको मुद्दाहरुमध्ये ६७ वटा मुद्दाहरु कार्यान्वयन हुन बाँकी रहेको छ । ५ वटा मुद्दाहरु फैसला हुन बाँकी रहेका छन् । फैसला भइसकेको मुद्दाहरुमध्ये २ वटा मुद्दाहरु बैंकको विपक्षमा फैसला भएको छ । १ वटा मुद्दा रद्द गरिएको छ ।

२. अन्य न्यायिक निकायहरुमा रहेका बैंक सम्बन्धी मुद्दाहरु यस आ.व.मा ७ जना कर्मचारीहरुलाई विभागीय कारवाही गरी, १ जना कर्मचारीबाट स्पष्टिकरण मागि १ जना निलम्बन गरिएको छ । साथै यस आ.व. १० जना कर्मचारीहरुको कारवाही फछ्यौट भइसकेको छ । विगत वर्षहरुदेखि दायर भएका तर फैसला नभई यस आ.व.मा



सरी आएका मुद्दाहरु तथा यस आ.व.मा बैंकलाई विपक्षी बनाई तथा बैंक आफै वादी भई दायर भएका ५२ थान मुद्दाहरु समेत कूल १०४ मुद्दाहरु रहेका छन्। यस आ.व.मा १२ थान मुद्दाहरु फैसला भएका छन्।

अ. बैंकको व्यवस्थापनमा कार्यरत तथा अन्य स्तरका कर्मचारी वा कामदारको कूल संख्या : २१३६

व्यवस्थापन स्तरमा कार्यरत कर्मचारीको संख्या : ८

अन्य स्तरका कर्मचारी वा कामदारको कूल संख्या: २१२८

ट. बैंकको व्यवस्थापनमा कार्यरत तथा अन्य स्तरमा कार्यरत विदेशीहरुको संख्या तथा निजहरुलाई भुक्तानी गरिएको पारिश्रमिक भत्ता तथा सुविधा : छैन।

ठ. बैंक र कुनै विदेशी निकाय वा व्यक्तिहरुबीच लगानी व्यवस्थापन वा प्राविधिक सेवा वा अन्य विषयमा एक वर्ष भन्दा बढी अवधिको लागि कुनै सम्झौता गरिएको भए सो को विवरण र सम्बन्धित आर्थिक वर्षमा त्यस्तो सम्झौता अनुसार भुक्तानी गरिएको लाभांश, कमिसन, शुल्क, दस्तुर र रोयल्टी आदिको विवरण : छैन।

ड. बैंकको एक आर्थिक वर्षको व्यवस्थापन खर्चको विवरण:

बैंकको आर्थिक वर्ष २०७८/७९ को व्यवस्थापन खर्चको विवरण :

कर्मचारी खर्च (बोनस समेत): रु. ३,२०,०१,२९,६७६।००

कार्यालय संचालन खर्च : रु. १,०५,५०,९४,३७४।००

ढ. शेयरधनीहरुले बुझिलिन बांकी रहेको लाभांश रकम : रु.१९,५२,७९८।-

ण. बैंकले यस ऐन तथा प्रचलित कानूनको पालना पूर्णरूपमा गरेको छ भन्ने कुराको उद्घोषण :

यस बैंकले कम्पनी ऐन, २०६३ र बैंक तथा वित्तीय संस्था सम्बन्धी ऐन, २०७३ एवं नेपाल राष्ट्र बैंकले जारी गरेको निर्देशनहरु तथा प्रचलित कानूनको पूर्ण रूपमा पालना गरेको छ।

त. अन्य आवश्यक कुराहरु : छैन।

हाल कायम भएका संचालक समितिको तर्फबाट :

नाम, थर	ठेगाना	पद	दस्तखत
डा. बलराम पाठक	महालक्ष्मी न.पा. ९, ललितपुर।	अध्यक्ष	
श्री शम्भु प्रसाद मरासिनी	अर्थ मन्त्रालय, महालेखानियन्त्रकको कार्यालय, काठमाण्डौ।	संचालक	
प्रा.डा. राजन बहादुर पौडेल	नागार्जुन न.पा. १, काठमाण्डौ	संचालक	
श्री रोमिला ढकाल उप्रेती	किर्तिपुर न.पा. २, काठमाडौं	संचालक	
श्री दिलिप कुमार ढुंगाना	जनकपुरधाम २, धनुषा।	संचालक	
श्री सुशिल घिमिरे	भरतपुर- १०, चितवन।	संचालक	
श्री लक्ष्मण घिमिरे	पाणिनी- ५, अर्घाखाँची।	स्वतन्त्र संचालक	

प्रमाणित गर्ने लेखापरीक्षकद्वयको दस्तखत:

नाम, थर	ठेगाना	दस्तखत
सिए. श्री प्रकाश जंग थापा	पी.जे.पी.एन. एण्ड को., चार्टर्ड एकाउण्टेण्ट्स	
सिए. श्री प्रभुराम भण्डारी	जोशी एण्ड भण्डारी, चार्टर्ड एकाउण्टेण्ट्स	



राष्ट्रिय वाणिज्य बैंक लिमिटेड

आ.व. २०७८/०७९ को
लेखा परीक्षाण प्रतिवेदन

**INDEPENDENT AUDITOR'S REPORT
TO THE MEMBERS OF
RASTRIYA BANIJYA BANK LIMITED**

Report on the Audit of Consolidated Financial Statements

Qualified Opinion

We have audited the accompanying Financial Statements of Rastriya Banijya Bank Limited ("the Bank"), and Consolidated Financial Statements of the Group (the Bank and its subsidiary), which comprise the Consolidated Statement of Financial Position as at Ashadh 32, 2079 (corresponding to July 16, 2022), the Consolidated Statement of Profit or Loss, the Consolidated Statement of Other Comprehensive Income, the Consolidated Statement of Cash Flows, and the Consolidated Statement of Changes in Equity for the year then ended, along with Notes forming part of the Consolidated Financial Statements, and a summary of significant accounting policies.

In our opinion, except for the effects of the matters described in the Basis of Qualified Opinion section, the accompanying consolidated financial statements present fairly, in all material respects, the consolidated financial position of the Bank and the Group as at Ashadh 32, 2079 (July 16, 2022), and their consolidated financial performance and consolidated cash flows for the year then ended in accordance with the Nepal Financial Reporting Standards.

Basis for Qualified Opinion

We conducted our audit of the consolidated financial statements in accordance with Nepal Standards on Auditing (NSAs). Our responsibilities under those Standards are further described in the *Auditor's Responsibilities for the Audit of the Consolidated Financial Statements* section of our report. We are independent of the Group in accordance with the Handbook of the Code of Ethics for Professional Accountants issued by the Institute of Chartered Accountants of Nepal (ICAN) and we have fulfilled other ethical responsibilities in accordance with ICAN's Handbook of the Code of Ethics for Professional Accountants. We believe that the audit evidence we have obtained is sufficient and appropriate to provide a basis for our audit opinion on the consolidated financial statements except for the following where we were unable to obtain sufficient and appropriate audit evidence enabling us to determine the effect on equity of the Bank/Group as the result of the un-reconciled year-end balances:

- Net balance of **un-reconciled inter-branch** transactions, amounting to NPR 514.40 million (Credit NPR 1,227.94 million and Debit NPR 713.54 million).
- **Unidentified and unreconciled balances** of NPR 630.98 million in credit (Debit NPR 465.58 and Credit NPR 1,096.56 million) have been carried forward for several years due to which probable recovery and obligation could not be identified. These balances are in the nature of unclaimed liabilities, unidentified deposits and overdue/matured



fixed deposits, bills payable, cash in transit, prepayments and advances, debit/credit card transactions etc.

- Bank's fixed asset consists of lands (Head office - Singha Durbar, Pasupathinagar and Lahan) whose title deeds are not in bank's name [total market value Rs. 2,688.5 million (as per independent engineer's valuation in Ashad 2079)], however possession and use of such land (including building constructed over it) is with the bank.

Other Matters

- (a) We did not audit the financial statements of subsidiary company, namely RBB Merchant Banking Ltd. The financial statements and other financial information have been audited by other auditors whose reports have been furnished to us by the management. Our opinion on the financial statements so far as it relates to the accounts and disclosures included in respect of the subsidiary is based solely on the report of other auditors.
- (b) In line with the capital increment plan of the bank, it received contributions from the Government of Nepal of NPR 1 billion each in 2077/78 and 2078/79. Annual General Meeting of the Bank held on 29th Poush 2078 decided to covert this contribution as share capital by allotting additional 20,000,000 shares (NPR 2 billion fully paid up) in the name of the Government of Nepal (Ministry of Finance) without providing the right to other shareholders. The increased share capital has also been approved by Nepal Rastra Bank and duly updated the record by the Office of Company Registrar.

Our opinion on the consolidated financial statements is not modified in respect of the above matter.

Key Audit Matters

Key Audit Matters are those matters that, in our professional judgment, were of most significance in our audit of the Consolidated Financial Statements of the current period. These matters were addressed in the context of our audit of the Consolidated Financial Statements as a whole, and in forming our opinion thereon, and we do not provide a separate opinion on these matters. Except for the matters described in the *Basis for Qualified Opinion* section, we have determined that the matters described below to be the key audit matters to be communicated in our report:

Key Audit Matter	How the Key Audit Matter was Addressed
a. Interest Recognition	
The interest income of the bank is recognized on an accrual basis and follows the Interest Income Recognition Guidelines 2019 issued by Nepal Rastra Bank. Recognition of interest income on bad loans involves the judgments on calculating the net realizable value of loans and advances. As an automated system is yet to be used to suspend recognition of income on the basis of the overdue status of the loan and fair value of collateral as well as a review of fair valuation of collateral on a regular basis, manual intervention is required in the interest recognition process and hence create a risk of improper application of the guidelines and determination of the Fair Value of the collateral. Other liabilities include excess interest payable to loan customers reversing the interest income which may vary when the bank commences the refund. This may, in turn, have an effect on the recognition of interest income of the bank. thus, considered them as	Our audit approach regarding verification of the process of interest recognition included: <ol style="list-style-type: none"> a. Obtaining a clear understanding of the process of accrual of interest income on loans and advances in the Core Banking Software of the bank. b. For fair value of collateral, we relied on the latest available valuation report of the collateral and have test-checked it as per NRB Income Recognition Guidelines 2019. c. Test checked the interest income recording with manual computation on sampled borrowers. d. Test-checked the premium charged on sampled borrowers from the report provided



key audit matter. (Ref. Note 3.13, 4.23 and 4.29 of Financial Statements)	and the basis taken by the management to arrive at the excess interest payable.
b. Impairment of Loans and Advances to Customers	
<p>As per NRB Directive 4, the bank shall measure impairment loss on loans and advances at the higher of:</p> <ul style="list-style-type: none"> Amount derived as per norms prescribed by Nepal Rastra Bank for loan loss provisioning; and Amount determined adopting Incurred Loss Model per the Carve out provided on NFRS 9 financial instruments -impairment. <p>Impairment of loans and advances under incurred loss model requires an assessment of future cash flows as well as historical loss experiences of portfolios. On the other hand, impairment of loans and advances under NRB norms for loan loss provisioning requires assessment of the overdue status of loans and advances and proper utilization of loans for the intended purpose. Significant estimates and assumptions are used by the management in such calculations. Hence, the assessment of the availability and accuracy of required data for impairment of loans and advances under incurred loss model as well as NRB provisioning norms are considered.</p> <p>Considering the significance of the above matter to the financial statements, we have identified this as a key audit matter. (Ref. Note 4.6, 4.7 and 4.35 of Financial Statements)</p>	<p>Our audit approach regarding verification of impairment of loans and advances included:</p> <ol style="list-style-type: none"> Test the operating effectiveness of key controls established by the bank to identify loss events and for determining the extent of provisioning required against non-performing loans and advances. Review the overdue status of loans and advances by obtaining data from the system and matching the same with the NRB form 2.2 report. Review of sampled credit files, among other things, from the perspective of the utilization of loans and advances for the intended purpose by way of scrutiny of financial statements, account movement, account turnover etc. including the business visits of the selected borrowers. Review of credit files of sampled borrowers for expected future cash flows with an indication of impairment is assessed on the basis of the realizable value of collateral securities based on management estimate. <p>Assess the grouping of a homogeneous group of loans on the basis of the nature and purpose of loans including data of historical loss experience in portfolios based on past due data from the system as well as data of loan loss provisioning of the defined group in the past.</p>
6. Information Technology System and Control over Financial Reporting	
<p>The Bank's Information Technology environment is complex and involves a large number of independent and inter-dependent information technology systems used in the Bank's operations for processing and recording a large volume of transactions at numerous locations. As a result, there is a high degree of reliance and dependency on such information technology systems for the Bank's financial reporting process. Appropriate Information technology, general controls and application controls are required to ensure that such information technology systems are able to process the data, as required, completely, accurately, and consistently for reliable financial reporting.</p> <p>The accuracy and reliability of the financial reporting process depend on the information technology systems and the related control environment,</p>	<p>Our audit approach regarding the information technology of the bank is based upon the Information Technology Guidelines issued by NRB and included:</p> <ol style="list-style-type: none"> Understanding of the business processes, IT Systems used to generate and support those balances and associated IT application controls and IT dependencies in manual controls. Understanding the coding system adopted by the bank for various categories of customers Evaluating and testing the design and operating effectiveness of certain control activities over the integrity of the material IT systems that the relevant to financial reporting.



<p>including information technology general controls over user access management and change management across applications, networks, database, and operating systems; and Information technology automated application controls.</p> <p>Due to the importance of the impact of the information technology systems and related control environment on the Bank's financial reporting process, we have identified testing of such Information technology systems and related control environment as a key audit matter.</p>	<p>d. Understanding the feeding of the data in the system and going through the extraction of the financial information and statements from the IT system existing in the bank.</p> <p>e. Checking the user /authority matrix for any changes in the regulations/ policy of the bank</p> <p>f. Reviewed the reports generated by the system on a sample basis and verified the interest income and expense booking regarding loans and deposits on a test basis with the CBS of the bank.</p> <p>g. Reliance on the independent Information System Audit of the bank.</p>
<p>d Investment valuation and impairment</p> <p>Investment of the bank comprises investment in government bonds, T-bills, investment in quoted and unquoted equity instruments. The valuation of the aforesaid securities has been done in compliance with NFRS and NRB Directive.</p> <p>No financial statements have been available for investments in the Subsidiary (Everest Foods Ltd) and investment in associates (Butwal Suti Dhago Udhyog and Himal Cement Company Ltd) which have been impaired in full. The Bank also made investments in shares of companies unquoted, a few of them not in operation.</p> <p>Investment in Himal Cement Company (HCC) was made by erstwhile NIDC Development Bank Ltd (NPR 36,892,100) which originally held 80.90% shares in HCC, which has been reduced to 26.74% after the Government of Nepal (Financial Comptroller General Officer) invested NPR 100 million in the year 2071. Land and buildings owned by HCC including at Chovar were taken over for Intermodal Container Depot and other facilities as per the decision of the government, however, liquidation of HCC is still in process with the agreed purchase consideration from the government thus bank's share in compensation is still to be determined and progressed.</p> <p>Given the varieties of treatments recommended for the valuation of investment based on the nature of cash flow, the business model adopted, the complexity of calculations and the significance of the amount involved in such investments, we have considered this a Key Audit Matter.</p> <p>(Ref. Note 4.5, 4.8, 4.10, 4.11 5.8.4, 5.8.5 and 5.22 to the financial statements)</p>	<p>Our audit approach regarding verification of the process of investment valuation, identification and impairment included:</p> <p>a. Review of the investment of the bank and its valuation having reference to NFRS and NRB Directives.</p> <p>b. Assess the nature of the expected cash flow of the investments as well as the business model adopted by the management on the basis of available evidence/circumstances and ensured that the classification of investment is commensurate with the nature of cash flow and management's intention of holding the investment.</p> <p>c. Test check the effective interest rate and amortization schedule on a test basis for the investment valued at amortized cost.</p> <p>d. Review the decisions and correspondences made with HCC and Government of Nepal.</p> <p>e. Ensure that fair valuation has been done at the closing rate in NEPSE at the year-end for quoted investment and for the unquoted investment, net assets value based on the certified financial reports.</p>

Information Other than the Consolidated Financial Statement and Auditors' Report Thereon

The Bank's Management is responsible for the other information. The other information comprises the information included in the Management Report, the Board of Directors, and Chairman's Statement but does not include the consolidated financial statements and our auditor's report thereon. Our opinion on the consolidated financial statements does not cover the other information and we do not express any form of assurance conclusion thereon.

In connection with our audit of the consolidated financial statements, our responsibility is to read the other information and in doing so, consider whether the other information is materially inconsistent with the consolidated financial statements or our knowledge obtained during the course of our audit or otherwise appears to be materially misstated. As the other information documents are in the process of completion, the management has provided written representation that the final version of the documents will be provided when available thus we have nothing to report in this regard.

Responsibility of Management and Those Charged with Governance for the Consolidated Financial Statements

Management is responsible for the preparation and fair presentation of the consolidated financial statements in accordance with Nepal Financial Reporting Standards and for such internal control as management determines is necessary to enable the preparation of consolidated financial statements that are free from material misstatement, whether due to fraud or error.


In preparing the consolidated financial statements, management is responsible for assessing the Group's ability to continue as a going concern, disclosing, as applicable, matters related to going concern and using the going concern basis of accounting unless management either intends to liquidate the Group or to cease operations or has no realistic alternative but to do so. Those charged with Governance are responsible for overseeing the Group's financial reporting process.

Auditors' Responsibilities for the Audit of Consolidated Financial Statements

Our objectives are to obtain reasonable assurance about whether the consolidated financial statements as a whole are free from material misstatement, whether due to fraud or error, and to issue an auditor's report that includes our opinion. Reasonable assurance is a high level of assurance but is not a guarantee that an audit conducted in accordance with Nepal Standards on Auditing (NSAs) will always detect a material misstatement when it exists. Misstatements can arise from fraud or error and are considered material if, individually or in aggregate, they could reasonably be expected to influence the economic decisions of users taken on the basis of these consolidated financial statements.

As part of an audit in accordance with NSAs, we exercise professional judgment and maintain professional skepticism throughout the audit. We also:

- Identify and assess the risk of material misstatement of the consolidated financial statements, whether due to fraud or error, design and perform audit procedures responsive to those risks, and obtain audit evidence that is sufficient and appropriate to provide a basis for our opinion. The risk of not detecting a material misstatement resulting from fraud is higher than for one resulting from error, as fraud may involve collusion, forgery, intentional omissions, misrepresentations, or the override of internal control.



- Obtain an understanding of internal control relevant to the audit in order to design audit procedures that are appropriate in the circumstances, but not for the purposes of expressing an opinion on the effectiveness of the Group's internal control.
- Evaluate the appropriateness of accounting policies used and the reasonableness of accounting estimates and related disclosures made by the management,
- Conclude on the appropriateness of the management's use of the going concern basis of accounting and, based on the audit evidence obtained, whether a material uncertainty exists related to events or conditions that may cast significant doubt on the Group's ability to continue as a going concern. If we conclude that a material uncertainty exists, we are required to draw attention in our auditor's report to the related disclosures in the consolidated financial statements or if such disclosures are inadequate, to modify our opinion. Our conclusions are based on the audit evidence obtained up to the date of our auditor's report. However, future events or conditions may cause the Group to cease to continue as a going concern.
- Evaluate the overall presentation, structure, and content of the consolidated financial statements, including the disclosures, and whether the consolidated financial statements represent the underlying transactions and events in a manner that achieves fair presentation.
- Obtain sufficient appropriate audit evidence regarding the financial information of the entities or business activities within the Group to express an opinion on the consolidated financial statements. We are responsible for the direction, supervision, and performance of the group audit. We remain solely responsible for our audit opinion.

We have communicated with those charged with governance regarding, among other matters, the planned scope and timing of the audit and significant audit findings, including any significant deficiencies in internal control that we identify during our audit. A separate management letter outlining such findings and deficiencies has been issued on this date.

We also provide those charged with governance with a statement that we have complied with relevant ethical requirements regarding independence, and to communicate with them all relationships and other matters that may reasonably be thought to bear on our independence, and where applicable, related safeguards.

From the matters communicated with those charged with governance, we determine those matters that were of most significance in the audit of the Consolidated Financial Statements of the current period and are therefore the key audit matters. We describe these matters in our auditor's report unless law or regulation precludes public disclosure about the matter or when, in extremely rare circumstances, we determine that a matter should not be communicated in our report because the adverse consequences of doing so would reasonably be expected to outweigh the public interest benefits of such communication.

Report on Other Legal and Regulatory Requirements


We further report that:

- We have obtained satisfactory information and explanations asked for, which to the best of our knowledge and belief were necessary for the purpose of our audit.
- The consolidated financial statements including the consolidated statement of financial position, consolidated statement of profit or loss, consolidated statement of other comprehensive income, consolidated statement of changes in equity, consolidated statement



of cash flows including a summary of significant accounting policies and other explanatory notes have been prepared in all material respect in accordance with the provisions of the Company Act, 2063, and they are in agreement with the books of accounts of the Bank; and the accounts and records of the Bank are properly maintained in accordance with the prevailing laws.

- In our opinion, the returns received from the branches of the bank are adequate for the audit purpose, though the statements are independently not audited.
- To the best of our information and according to the explanations given to us and from our examination of the books of account of the Bank, *except as disclosed in Note 5.7.3 to the financial statements*, we did not come across the cases where the Board of Directors or any member thereof or any employee of the Bank have acted deliberately in contrary with the provisions of the law relating to accounts or caused loss or damage to the Bank or committed any misappropriation or violated any directive of Nepal Rastra Bank.
- In our opinion, the business of the Bank was conducted within the scope of its authority.


CA. Prabhu Ram Bhandary
Senior Partner
Joshi & Bhandary
Chartered Accountants
UDIN: 22126CA000307sTvS


CA. Prakash Jung Thapa
Partner
P.J.P.N. & Co.
Chartered Accountants
UDIN: 221216CA00052eJjJZ

Date: 16 December 2022
Place: Kathmandu, Nepal

RASTRIYA BANIJYA BANK LIMITED


CONSOLIDATED STATEMENT OF FINANCIAL POSITION

As at 32 Ashadh 2079 (16th July 2022)

Amount in NPR

Particulars	Note	Group		Bank	
		As at 32 Ashadh 2079	As at 31 Ashadh 2078	As at 32 Ashadh 2079	As at 31 Ashadh 2078
Assets					
Cash and cash equivalent	4.1	7,892,303,947	15,772,561,224	7,880,097,708	15,735,157,236
Due from Nepal Rastra Bank	4.2	16,423,317,544	20,128,499,606	16,423,317,544	20,128,499,606
Placement with Bank and Financial Institutions	4.3	-	-	-	-
Derivative financial instruments	4.4	-	1,496,090	-	1,496,090
Other trading assets	4.5	38,657,684	20,954,845	-	-
Loan and advances to B/FIs	4.6	16,533,783,954	15,434,074,320	16,533,783,954	15,434,074,320
Loans and advances to customers	4.7	210,183,764,026	177,870,982,096	210,183,764,026	177,870,982,096
Investment securities	4.8	65,571,036,406	71,233,224,802	65,377,116,406	71,061,224,802
Current tax assets	4.9	3,637,462,515	3,341,545,260	3,636,497,060	3,341,885,069
Investment in subsidiaries	4.10	-	-	200,000,000	200,000,000
Investment in associates	4.11	243,942,610	245,021,667	206,111,100	206,111,100
Investment property	4.12	177,265,441	124,574,883	177,265,441	124,574,883
Property and equipment	4.13	3,171,040,617	1,848,526,922	3,167,479,565	1,844,288,516
Goodwill and Intangible assets	4.14	53,770,535	59,187,947	52,408,411	57,869,027
Deferred tax assets	4.15	4,481,528	2,541	-	-
Other assets	4.16	6,415,287,088	3,986,160,458	6,404,963,110	3,981,293,887
Total Assets		330,346,113,895	310,066,812,661	330,242,804,325	309,987,456,632
Particulars	Note	As at 32 Ashadh 2079	As at 31 Ashadh 2078	As at 32 Ashadh 2079	As at 31 Ashadh 2078
Liabilities					
Due to Bank and Financial Institution	4.17	4,748,840,822	2,369,240,000	4,748,840,822	2,369,240,000
Due to Nepal Rastra Bank	4.18	24,060,736,189	3,794,077,090	24,060,736,189	3,794,077,090
Derivative financial instruments	4.19	-	-	-	-
Deposits from customers	4.20	258,115,093,623	263,812,351,734	258,144,297,064	263,836,765,847
Borrowing	4.21	60,000,000	60,000,000	60,000,000	60,000,000
Current Tax Liabilities	4.9	-	-	-	-
Provisions	4.22	375,716,839	436,938,500	375,716,839	436,938,500
Deferred tax liabilities	4.15	320,002,617	847,757,900	320,002,617	847,757,900
Other liabilities	4.23	7,318,635,102	7,485,150,674	7,247,149,648	7,450,911,297
Debt securities issued	4.24	2,607,123,287	2,517,465,753	2,607,123,287	2,517,465,753
Subordinated Liabilities	4.25	-	-	-	-
Total liabilities		297,606,148,479	281,322,981,651	297,563,866,466	281,313,156,387
Equity					
Share capital	4.26	14,940,359,099	10,184,891,614	14,940,359,099	10,184,891,614
Share premium		-	-	-	-
Retained earnings		1,919,406,055	3,519,603,605	1,863,442,017	3,453,803,750
Reserves	4.27	15,880,200,262	15,039,335,791	15,875,136,743	15,035,604,881
Total equity attributable to equity holders		32,739,965,416	28,743,831,010	32,678,937,859	28,674,300,245
Non-controlling interest		-	-	-	-
Total equity		32,739,965,416	28,743,831,010	32,678,937,859	28,674,300,245
Total liabilities and equity		330,346,113,895	310,066,812,661	330,242,804,325	309,987,456,632
Contingent liabilities and commitment	4.28	64,670,749,399	37,921,946,332	64,670,749,399	37,921,946,332
Net assets value per share		227.68	302.06	227.25	301.30

As per our report of even date


Kiran Kumar Shrestha
Chief Executive Officer


Dr. Balaram Pathak
Chairman



Romila Dhakal Upreti
Director

Joint Auditors



Devendra Raman Khanal
Deputy Chief Executive Officer


Shambhu Prasad Marasini
Director


Dilip Kumar Dhungana
Director



CA. Prabhu Ram Bhandary
Joshi & Bhandary
Chartered Accountants





Bimal Dangol
Deputy Executive Officer


Prof. Dr. Rajan Bahadur Paudel
Director


Sushil Ghimire
Director


CA. Prakash Jung Thapa
P.J.P.N. & Co.
Chartered Accountants




Sanjay Kumar Shrestha
Department Chief, Finance
Date: 2079/08/29
Place: Kathmandu, Nepal


Laxman Ghimire
Independent Director

UDIN:


RASTRIYA BANIJYA BANK LIMITED CONSOLIDATED STATEMENT OF PROFIT OR LOSS

For the year ended 32 Ashadh 2079 (16th July 2022)

Amount in NPR

Particulars	Note	Group		Bank	
		Year ended 32 Ashadh 2079	Year ended 31 Ashadh 2078	Year ended 32 Ashadh 2079	Year ended 31 Ashadh 2078
Interest income	4.29	20,708,965,616	16,242,625,545	20,689,738,858	16,229,108,099
Interest expense	4.30	11,393,557,547	8,012,651,457	11,393,790,807	8,019,658,963
Net interest income		9,315,408,069	8,229,974,088	9,295,948,051	8,209,449,136
Fees and commission income	4.31	1,050,279,317	1,004,262,047	1,019,601,336	978,001,500
Fees and commission expense	4.32	349,244,611	265,023,602	349,342,968	258,241,737
Net fee and commission income		701,034,706	739,238,445	670,258,368	719,759,763
Net interest, fee and commission income		10,016,442,775	8,969,212,533	9,966,206,419	8,929,208,899
Net trading income	4.33	27,267,665	161,277,208	27,267,665	161,277,208
Other operating income	4.34	973,650,643	622,503,776	993,966,489	633,442,414
Total operating income		11,017,361,083	9,752,993,517	10,987,440,573	9,723,928,521
Impairment charge/(reversal) for loans and other losses	4.35	355,718,124	723,380,438	355,718,124	723,380,438
Net operating income		10,661,642,959	9,029,613,079	10,631,722,449	9,000,548,083
Operating expense					
Personnel expenses	4.36	3,214,299,647	3,043,964,331	3,200,129,676	3,031,779,174
Other operating expense	4.37	1,069,948,906	1,239,954,184	1,055,094,374	1,234,089,841
Depreciation & Amortisation	4.38	560,759,912	238,898,628	559,099,413	237,688,674
Operating Profit		5,816,634,494	4,506,795,937	5,817,398,986	4,496,990,394
Non operating income	4.39	430,431,650	391,039,614	430,431,650	391,039,614
Non operating expense	4.40	120,780,124	-	120,780,124	-
Share of profit of associates		(1,079,057)	15,552,634	-	-
Profit before income tax		6,125,206,963	4,913,388,185	6,127,050,512	4,888,030,008
Income tax expense	4.41				
Current Tax		1,509,094,473	598,958,560	1,499,403,751	589,440,765
Deferred Tax		330,345,923	875,497,479	334,824,911	874,960,947
Profit for the period		4,285,766,567	3,438,932,146	4,292,821,850	3,423,628,296
Profit attributable to:					
Equity holders of the Bank		4,285,766,567	3,438,932,146	4,292,821,850	3,423,628,296
Non-controlling interest		-	-	-	-
Profit for the period		4,285,766,567	3,438,932,146	4,292,821,850	3,423,628,296
Earnings per share					
Basic earnings per share		34.79	37.44	34.85	37.27
Diluted earnings per share		30.58	33.77	30.63	33.61

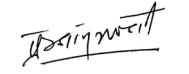
As per our report of even date


Kiran Kumar Shrestha
Chief Executive Officer


Dr. Balam Pathak
Chairman



Romila Dhakal Upreti
Director


Joint Auditors



CA. Prabhu Ram Bhandary
Joshi & Bhandary
Chartered Accountants




Devendra Raman Khanal
Deputy Chief Executive Officer


Shambhu Prasad Marasini
Director


Dilip Kumar Dhungana
Director


CA. Prakash Jung Thapa
P.J.P.N. & Co.
Chartered Accountants




Bimal Dangol
Deputy Executive Officer


Prof. Dr. Rajan Bahadur Paudel
Director


Sushil Ghimire
Director

UDIN:


RASTRIYA BANIJYA BANK LIMITED CONSOLIDATED STATEMENT OF OTHER COMPREHENSIVE INCOME

For the year ended 32 Ashadh 2079 (16th July 2022)

Amount in NPR

Particulars	Note	Group		Bank	
		Year ended 32 Ashadh 2079	Year ended 31 Ashadh 2078	Year ended 32 Ashadh 2079	Year ended 31 Ashadh 2078
Profit for the year		4,285,766,567	3,438,932,146	4,292,821,850	3,423,628,296
Other comprehensive income, net of income tax					
a) Items that will not be reclassified to profit or loss					
- Gains/(losses) from investments in equity instruments measured at fair value		(1,300,223,950)	3,196,401,428	(1,300,223,950)	3,196,401,428
- Gains/(losses) on revaluation		-	-	-	-
- Actuarial gains/(losses) on defined benefit plans		(1,575,043,362)	(1,130,324,437)	(1,575,043,362)	(1,130,324,437)
- Income tax relating to above items		862,580,194	(619,823,097)	862,580,193	(619,823,097)
Net Other Comprehensive Income that will not be reclassified to profit or loss		(2,012,687,118)	1,446,253,894	(2,012,687,119)	1,446,253,894
b) Items that are or may be reclassified to profit or loss					
- Gains/(losses) on cash flow hedge		-	-	-	-
- Exchange gains/(losses) (arising from translating financial assets of foreign operation)		-	-	-	-
- Income tax relating to above items		-	-	-	-
- Reclassify to profit or loss		-	-	-	-
Net Other Comprehensive Income that are or may be reclassified to profit or loss		-	-	-	-
c) Share of other comprehensive income of associate accounted as per equity method		-	-	-	-
Other comprehensive income for the period, net of income tax		(2,012,687,118)	1,446,253,894	(2,012,687,119)	1,446,253,894
Total comprehensive income for the period		2,273,079,449	4,885,186,040	2,280,134,731	4,869,882,190
Total comprehensive income attributable to:					
Equity holders of the Bank		2,273,079,449	4,885,186,040	2,280,134,731	4,869,882,190
Non-controlling interest		-	-	-	-
Total comprehensive income for the period		2,273,079,449	4,885,186,040	2,280,134,731	4,869,882,190


As per our report of even date

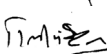

Kiran Kumar Shrestha
Chief Executive Officer


Dr. Balaram Pathak
Chairman


Romila Dhakal Upreti
Director


Devendra Raman Khanal
Deputy Chief Executive Officer


Shambhu Prasad Marasini
Director


Dilip Kumar Dhungana
Director


Bimal Dangol
Deputy Executive Officer

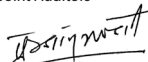

Prof. Dr. Rajan Bahadur Paudel
Director


Sushil Ghimire
Director



Sanjay Kumar Shrestha
Department Chief, Finance


Laxman Ghimire
Independent Director

Joint Auditors


CA. Prabhu Ram Bhandary
Joshi & Bhandary
Chartered Accountants




CA. Prakash Jung Thapa
P.J.P.N. & Co.
Chartered Accountants



UDIN:

Date: 2079/08/29
Place: Kathmandu, Nepal

RASTRIYA BANIJYA BANK LIMITED

STATEMENT OF CHANGES IN EQUITY

For the year ended 32 Ashadh 2079 (16th July 2022)



...तपाईंको आफ्नै बैंक

१७ औं वार्षिक प्रतिवेदन २०७८/०७९

Group

ATTRIBUTABLE TO EQUITY HOLDERS OF THE BANK													Amount in NPR
Particulars	Share Capital	Share Premium	General Reserve	Exchange Equalisation	Regulatory Reserve	Capital Reserve	Fair Value Reserve	Revaluation Reserve	Retained Earning	Other Reserve	Total	Non-controlling Interest	Total Equity
Balance as at Sawan 1, 2078	10,184,891,614	-	9,742,173,886	100,066,324	9,584,839,969	481,195,653	3,527,526,373	77,183,784	3,519,603,605	(8,473,650,199)	28,743,831,009	-	28,743,831,009
Adjustment/ Restatement	(1,000,000,000)	-	-	-	-	-	-	-	(347,918)	-	(1,000,347,918)	-	(1,000,347,918)
Adjusted Restated Balance at Sawan 1, 2078	9,184,891,614	-	9,742,173,886	100,066,324	9,584,839,969	481,195,653	3,527,526,373	77,183,784	3,519,255,687	(8,473,650,199)	27,743,483,091	-	27,743,483,091
Comprehensive Income for the year												-	
Profit for the year	-	-	-	-	-	-	-	-	4,285,766,567	-	4,285,766,567	-	4,285,766,567
Other Comprehensive income, net of tax	-	-	-	-	-	-	-	-	-	-	-	-	-
- Gains/(losses) from investments in equity instruments measured at fair value	-	-	-	-	-	-	(910,156,765)	-	39,701	-	(910,117,063)	-	(910,117,063)
- Gains/(losses) on revaluation	-	-	-	-	-	-	-	-	-	-	-	-	-
- Actuarial Gains/(losses) on defined benefit plans	-	-	-	-	-	-	-	-	-	(1,102,530,353)	(1,102,530,353)	-	(1,102,530,353)
- Gains/(losses) on cash flow hedge	-	-	-	-	-	-	-	-	-	-	-	-	-
- Exchange gains/(losses) arising from translating financial assets of foreign operation	-	-	-	-	-	-	-	-	-	-	-	-	-
Total comprehensive income for the year	-	-	-	-	-	-	-	-	-	-	-	-	-
Transfer to reserve during the year	-	-	859,876,673	2,265,406	1,315,583,290	-	-	-	(2,853,641,665)	675,926,222	9,925	-	9,925

Particulars	Share Capital	Share Premium	General Reserve	Exchange Equalisation	Regulatory Reserve	Capital Reserve	Fair Value Reserve	Revaluation Reserve	Retained Earning	Other Reserve	Total	Non-controlling Interest	Total Equity
Transfer from the reserve during the year	-	-	-	-	-	-	-	-	-	(100,000)	(100,000)	-	(100,000)
Transactions with owners, directly recognized in equity	-	-	-	-	-	-	-	-	-	-	-	-	-
Calls in Advance	1,000,000,000	-	-	-	-	-	-	-	-	-	1,000,000,000	-	1,000,000,000
Right share issued	2,000,000,000	-	-	-	-	-	-	-	-	-	2,000,000,000	-	2,000,000,000
Share based payments	-	-	-	-	-	-	-	-	-	-	-	-	-
Dividends to equity holders:	-	-	-	-	-	-	-	-	-	-	-	-	-
Bonus Shares issued	2,755,467,485	-	-	-	-	-	-	-	(2,755,467,485)	-	-	-	-
Cash Dividend Paid	-	-	-	-	-	-	-	-	(276,546,748)	-	(276,546,748)	-	(276,546,748)
Total contributions by and distributions:	-	-	-	-	-	-	-	-	-	-	-	-	-
Balance as at Ashadh End, 2079	14,940,359,099	-	10,602,050,559	102,331,730	10,900,423,259	481,195,653	2,617,369,608	77,183,784	1,919,406,055	(8,900,354,330)	32,739,965,418	-	32,739,965,419

As per our report of even date



Kiran Kumar Shrestha
Chief Executive Officer


Devendra Raman Khanel
Deputy Chief Executive Officer


Bimal Dangol
Deputy Executive Officer



Sanjay Kumar Shrestha
Department Chief, Finance



Dr. Balaram Pathak
Chairman


Shambhu Prasad Marasini
Director


Prof. Dr. Rajan Bahadur Paudel
Director



Laxman Ghimire
Independent Director



Romila Dhakal Upreti
Director


Dilip Kumar Dhungana
Director


Sushil Ghimire
Director

Joint Auditors


CA. Prabhu Ram Bhandary
Joshi & Bhandary
Chartered Accountants


CA. Prakash Jung Thapa
P.J.P.N. & Co.
Chartered Accountants

UDIN:

Date: 2079/08/29
Place: Kathmandu, Nepal

RASTRIYA BANIJYA BANK LIMITED

STATEMENT OF CHANGES IN EQUITY

For the year ended 32 Ashadh 2079 (16th July 2022)

Bank

ATTRIBUTABLE TO EQUITY HOLDERS OF THE BANK

Amount in NPR

Particulars	Share Capital	Share Premium	General Reserve	Exchange Equalisation	Regulatory Reserve	Capital Reserve	Fair Value Reserve	Revaluation Reserve	Retained Earning	Other Reserve	Total	Non-controlling Interest	Total Equity
Balance as at Sawan 1, 2078	10,184,891,614	-	9,739,923,190	100,066,324	9,584,839,969	481,195,653	3,527,526,373	77,183,784	3,453,803,750	(8,475,130,412)	28,674,300,245	-	28,674,300,245
Adjustment/Restatement	(1,000,000,000)	-	-	-	-	-	-	-	-	-	(1,000,000,000)	-	(1,000,000,000)
Adjusted Restated Balance at Sawan 1, 2078	9,184,891,614	-	9,739,923,190	100,066,324	9,584,839,969	481,195,653	3,527,526,373	77,183,784	3,453,803,750	(8,475,130,412)	27,674,300,245	-	27,674,300,245
Comprehensive Income for the year													
Profit for the year	-	-	-	-	-	-	-	-	4,292,821,850	-	4,292,821,850	-	4,292,821,850
Other Comprehensive Income, net of tax													
- Gains/(losses) from investments in equity instruments measured at fair value	-	-	-	-	-	-	(910,156,765)	-	39,700.80	-	(910,117,064)	-	(910,117,064)
- Gains/(losses) on revaluation	-	-	-	-	-	-	-	-	-	-	-	-	-
- Actuarial Gains/(losses) on defined benefit plans	-	-	-	-	-	-	-	-	-	(1,102,530,353)	(1,102,530,353)	-	(1,102,530,353)
- Gains/(losses) on cash flow hedge	-	-	-	-	-	-	-	-	-	-	-	-	-
- Exchange gains/(losses) arising from translating financial assets of foreign operation	-	-	-	-	-	-	-	-	-	-	-	-	-
Total comprehensive income for the year	-	-	-	-	-	-	-	-	-	-	-	-	-
Transfer to reserve during the year	-	-	858,574,295	2,265,406	1,315,583,290	-	-	-	(2,852,209,050)	675,795,985	9,925	-	9,925
Transfer from the reserve during the year	-	-	-	-	-	-	-	-	-	-	-	-	-
Transactions with owners, directly recognized in equity													

Particulars	Share Capital	Share Premium	General Reserve	Exchange Equalisation	Regulatory Reserve	Capital Reserve	Fair Value Reserve	Revaluation Reserve	Retained Earning	Other Reserve	Total	Non-controlling Interest	Total Equity
Calls in Advance	1,000,000,000										1,000,000,000		1,000,000,000
Right share issued	2,000,000,000										2,000,000,000		2,000,000,000
Share based payments													
Dividends to equity holders:													
Bonus Shares issued	2,755,467,485								(2,755,467,485)				
Cash Dividend Paid									(275,546,748)		(275,546,748)		(275,546,748)
Total contributions by and distributions:													
Balance as at Ashadh End, 2079	14,940,359,099		10,598,497,485	102,331,730	10,900,423,259	481,195,653	2,617,369,608	77,183,784	1,863,442,017	(8,901,864,780)	32,678,937,854		32,678,937,854

As per our report of even date

Note: Other reserves as at 32 Asadh 2079 includes Actuarial Loss, Investment Adjustment Reserve, CSR Reserve, Asset revaluation reserve, Debenture redemption reserve, etc which have been explained in Note 5.20

Kiran Kumar Shrestha
Chief Executive Officer

Devendra Raman Khanal
Deputy Chief Executive Officer

Bimal Dangol
Deputy Executive Officer

Sanjay Kumar Shrestha
Department Chief, Finance

Dr. Balaram Pathak
Chairman

Shambhu Prasad Marasini
Director

Prof. Dr. Rajan Bahadur Paudel
Director

Laxman Ghimire
Independent Director

Romila Dhakal Upreti
Director

Dilip Kumar Dhungana
Director

Sushil Ghimire
Director

Joint Auditors

CA. Prabhu Ram Bhandary
Joshi & Bhandary
Chartered Accountants

CA. Prakash Jung Thapa
P.J.P.N. & Co.
Chartered Accountants

UDIN:

Date: 2079/08/29
Place: Kathmandu, Nepal

RASTRIYA BANIJYA BANK LIMITED

CONSOLIDATED STATEMENT OF CASH FLOWS

For the year ended 32 Ashadh 2079 (16th July 2022)

Amount in NPR

Particular	Note	Group		Bank	
		Year ended 32 Ashadh 2079	Year ended 31 Ashadh 2078	Year ended 32 Ashadh 2079	Year ended 31 Ashadh 2078
CASH FLOWS FROM OPERATING ACTIVITIES					
Interest received		18,231,007,337	14,370,272,677	18,231,007,337	14,370,272,677
Fees and other income received		1,050,279,317	1,004,262,047	1,019,601,336	978,001,500
Dividend received		-	-	-	-
Receipts from other operating activities		1,058,930,707	1,035,112,602	1,060,694,469	1,038,861,639
Interest paid		(11,176,875,356)	(7,990,232,359)	(11,177,108,616)	(7,997,239,865)
Commission and fees paid		(349,244,611)	(265,023,602)	(349,342,968)	(258,241,737)
Cash payment to employees		(4,256,046,447)	(5,871,362,962)	(4,241,876,476)	(5,857,393,844)
Other expense paid		(1,190,729,033)	(1,239,954,184)	(1,175,874,498)	(1,234,089,841)
Operating cash flows before changes in operating assets and liabilities		3,367,321,915	1,043,074,219	3,367,100,585	1,040,170,529
(Increase)/Decrease in Operating Assets		(32,625,159,391)	(39,070,301,098)	(32,601,999,144)	(39,078,424,474)
Due from Nepal Rastra Bank		3,705,182,062	(2,193,735,462)	3,705,182,062	(2,193,735,462)
Placement with bank and financial institutions		-	48,120,000	-	48,120,000
Other trading assets		(17,702,839)	10,062,512	-	-
Loan and advances to bank and financial institutions		(1,112,284,801)	(11,128,770,000)	(1,112,284,802)	(11,128,770,000)
Loans and advances to customers		(32,720,032,714)	(28,170,317,177)	(32,720,032,713)	(28,170,317,177)
Other assets		(2,480,321,098)	2,364,339,029	(2,474,863,691)	2,366,278,166
Increase/(Decrease) in operating liabilities		16,314,593,947	36,034,775,727	16,282,137,198	35,913,716,258
Due to bank and financial institutions		2,379,600,822	90,785,942	2,379,600,822	90,785,942
Due to Nepal Rastra Bank		20,266,659,099	3,513,007,931	20,266,659,099	3,513,007,931
Deposit from customers		(5,697,258,111)	33,023,478,337	(5,692,468,783)	32,934,128,963
Borrowings		-	-	-	-
Other liabilities		(634,407,864)	(592,496,483)	(671,653,940)	(624,206,577)
Net cash flow from operating activities before tax paid		(12,943,243,529)	(1,992,451,152)	(12,952,761,362)	(2,124,537,687)
Income taxes paid		(1,805,011,728)	(1,290,724,014)	(1,794,015,742)	(1,283,204,701)
Net cash flow from operating activities		(14,748,255,256)	(3,283,175,166)	(14,746,777,104)	(3,407,742,387)
CASH FLOWS FROM INVESTING ACTIVITIES					
Purchase of investment securities		-	-	-	-
Receipts from sale of investment securities		4,248,223,770	6,779,526,098	4,270,143,771	6,870,959,951
Purchase of property and equipment		(1,863,953,718)	(510,860,901)	(1,863,379,369)	(509,246,673)
Receipt from the sale of property and equipment		169,680,518	-	169,680,518	-
Purchase of intangible assets		(13,902,478)	(32,747,398)	(13,450,477)	(31,991,140)
Receipt from the sale of intangible assets		-	-	-	-
Purchase of investment properties		-	-	-	-
Receipt from the sale of investment properties		-	-	-	-
Interest received		2,529,174,628	2,404,486,698	2,509,947,870	2,390,969,252
Dividend received		202,304,895	48,698,186	221,304,895	58,198,186
Net cash used in investing activities		5,271,527,616	8,689,102,682	5,294,247,207	8,778,889,577

Particular	Note	Group		Bank	
		Year ended 32 Ashadh 2079	Year ended 31 Ashadh 2078	Year ended 32 Ashadh 2079	Year ended 31 Ashadh 2078
CASH FLOWS FROM FINANCING ACTIVITIES					
Receipt from issue of debt securities		-	2,500,000,000	-	2,500,000,000
Repayment of debt securities		-	-	-	-
Receipt from issue of subordinated liabilities		-	-	-	-
Repayment of subordinated liabilities		-	-	-	-
Receipt from issue of shares		2,000,000,000	1,000,000,000	2,000,000,000	1,000,000,000
Dividends paid		(276,504,980)	(225,331,445)	(275,504,980)	(224,831,445)
Interest paid		(127,024,656)	(4,953,345)	(127,024,651)	(4,953,345)
Other receipt/payment		-	(64,154)	0	(64,154)
Net cash from financing activities		1,596,470,364	3,269,651,057	1,597,470,369	3,270,151,057
Net increase (decrease) in cash and cash equivalents		(7,880,257,276)	8,675,578,574	(7,855,059,528)	8,641,298,247
Cash and cash equivalents at Shrawan 1, 2078		15,772,561,224	7,096,982,650	15,735,157,236	7,093,858,989
Cash and cash equivalent acquired from merger		-	-	-	-
Effect of exchange rate fluctuations on cash and cash equivalents held		-	-	-	-
Cash and cash equivalents at Ashadh end 2079		7,892,303,947	15,772,561,224	7,880,097,708	15,735,157,236

As per our report of even date



Kiran Kumar Shrestha
Chief Executive Officer



Dr. Balaram Pathak
Chairman

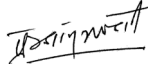

Romila Dhakal Upreti
Director

Joint Auditors


Devendra Raman Khanal
Deputy Chief Executive Officer


Shambhu Prasad Marasini
Director


Dilip Kumar Dhungana
Director



CA. Prabhu Ram Bhandary
Joshi & Bhandary
Chartered Accountants





Bimal Dangol
Deputy Executive Officer


Prof. Dr. Rajan Bahadur Paudel
Director


Sushil Ghimire
Director


CA. Prakash Jung Thapa
P.J.P.N. & Co.
Chartered Accountants




Sanjay Kumar Shrestha
Department Chief, Finance


Laxman Ghimire
Independent Director

UDIN:

Date: 2079/08/29
Place: Kathmandu, Nepal

RASTRIYA BANIJYA BANK LIMITED

STATEMENT OF DISTRIBUTABLE PROFIT OR LOSS

For the year ended 32 Ashadh 2079 (16th July 2022)

Particulars	For the year ended 32 Ashadh 2079 (16th July 2022)	For the Year Ended on 2078 Ashadh End
Opening balance of Retained Earnings	3,453,803,750	761,613,798
Adjustments:		
Dividend Distributed	(3,031,014,233)	(405,215,807)
Derecognition of Accrued Interest Receivable up to previous Year (-)	-	-
Accrued Interest Adjustment	-	-
Prior period Income(+)/(-)	-	-
Restated Opening Balance of Retained Earnings	422,789,516	356,397,991
Net profit or (loss) for the year	4,292,821,850	3,423,628,296
1. Appropriations:		
1.1 Profit required to be appropriated to statutory reserve	1,536,625,761	615,826,873
a. General reserve	858,564,370	684,725,659
b. Foreign exchange fluctuation fund	2,265,406	944,897
c. Capital redemption reserve	-	-
d. Corporate social responsibility fund	16,144,892	(18,006,695)
e. Employees' training fund	34,651,093	(9,678,988)
f. Other	625,000,000	(42,158,000)
Investment Adjustment Reserve	-	(42,158,000)
Debenture Redemption Reserve	625,000,000	-
Profit or (loss) before regulatory adjustment	2,756,196,090	2,807,801,423
Regulatory adjustment :		
a. Interest receivable (-)/previous accrued interest received (+)	(2,826,902)	440,608,059
b. Short loan loss provision in accounts (-)/reversal (+)		
c. Short provision for possible losses on investment (-)/reversal (+)		
d. Short loan loss provision on Non Banking Assets (-)/resersal (+)	(35,039,221)	(10,105,569)
e. Deferred tax assets recognised (-)/ reversal (+)	(175,186,814)	647,026,144
f. Goodwill recognised (-)/ impairment of Goodwill (+)		
g. Bargain purchase gain recognised (-)/resersal (+)		
h. Acturial loss recognised (-)/reversal (+)	(1,102,530,353)	(791,227,106)
i. Other (+/-)		
-Fair value reserve	39,701	3,302,807
Distributable profit or (loss) for the Year	1,440,652,501	3,097,405,758
Net Distributable Profit up to this year	1,863,442,017	3,453,803,750



राष्ट्रिय वाणिज्य बैंक लिमिटेड

आ.व. २०७८/०७९ को
लेखा नीति तथा लेखा सम्बन्धी
महत्वपूर्ण टिप्पणीहरू

1. Reporting Entity

Rastriya Banijya Bank Limited ("the Bank"), the commercial bank majorly owned by Government of Nepal (99.97%); was established on 10 Magh 2022 (23 January 1966) under the Rastriya Banijya Bank Act, 2021. The Bank was re-registered as a public limited company on 6 Baishakh 2063 (19 May 2006) under the Companies Act, 2063 with its registered and central office in Kathmandu.

The Bank operates commercial banking activities as Class "Ka" financial institution under the license from Nepal Rastra Bank. The operations of the Bank and Central Office Departments were carried out this year from the various 258 Branches, 7 Province Offices in Nepal.

1.1. SUBSIDIARY

RBB Merchant Banking Limited is a wholly owned subsidiary company of the Bank which was incorporated on 15 Magh 2072 (29 January 2016), as a public limited company under the Companies Act, 2063. The subsidiary holds license to provide merchant banking and investment banking services under the Merchant Banking Regulations, 2065. The financial statement of the subsidiary was considered for preparing the consolidated financial statements of the Bank.

Everest Food Limited, is another subsidiary of the Bank, but not considered for preparing the consolidated financial statements of the Bank as it has been defunct since a long period and its financial statement were not available.

1.2. "THE GROUP" REPRESENTS THE BANK AND RBB MERCHANT BANKING LIMITED.

2. Basis of Preparation

2.1 STATEMENT OF COMPLIANCE

The consolidated financial statements of the Group have been prepared in accordance with applicable Nepal Financial Reporting Standards (NFRS) read along with the approved carve-outs and in the format as per Directive No. 4 of Nepal Rastra Bank's Unified Directives, 2078. Historical cost convention has been used for financial statement recognition and measurement except otherwise required by NFRS. Where, measurement bases other than historical costs, such as fair value has been applied, and these have been disclosed in accordance with the applicable reporting framework.

The amounts of financial statements have been presented in Nepalese Rupee (NPR) being the functional currency of the Bank. The figures are rounded to the nearest rupee except where indicated otherwise.

The financial statements comprise the Statement of Financial Position, Statement of Profit or Loss, Statement of Other Comprehensive Income, the Statement of Changes in Equity, the Statement of Cash Flows and the Notes to the Accounts.

2.2 REPORTING PERIOD AND APPROVAL OF FINANCIAL STATEMENTS

The accompanying financial statements cover annual reporting period starting on 16th July 2021 and ending on 16th July 2022 (1st Shrawan 2078 to 32nd Ashadh 2079) and the financial position is reported as at the year-end date of 16th July 2022 (32nd Ashadh 2079).

The financial statements of the Bank along with the accompanied notes to the financial statements were approved by the Board of Directors in its 2579th meeting and the Board acknowledges the responsibility of preparation of the financial statements. The approved financial statements have been recommended for approval of the shareholders in the 17th annual general meeting of the Bank.

2.3 USE OF ESTIMATES, ASSUMPTIONS AND JUDGMENTS

The Bank, for the preparation of financial statement in compliance with NFRS, is required to apply accounting policies to most appropriately suit its circumstances and operating environment. Further, the Bank is required to make judgments in respect of items where the choice of specific policy, accounting estimate or assumption to be followed could materially affect the financial statements. It is also required to make estimates and assumptions that will affect the assets, liabilities, disclosure of contingent liabilities, and profit or loss as reported in the financial statements. The Bank applies estimates in preparing and presenting the financial statements and such estimates and underlying assumptions are reviewed periodically. The revision to accounting estimates are recognized in the period in which the estimates are revised, and are applied prospectively.

The accounting estimates are appropriately disclosed in the relevant sections of the Notes wherever the estimates have been applied along with the nature and effect of changes of accounting estimates, if any.

The accounting policies as explained in Section 3 herein were consistently applied to all the years presented except otherwise stated. Changes in accounting policies, if any, are to be disclosed with the financial impact to the extent possible. When policies are not guided by the reporting framework, NFRS, other reporting standards and generally accepted accounting principles are to be followed..

2.3.1 Going Concern

The financial statements have been prepared on a going concern basis as the Bank has adequate resources to continue its business for the foreseeable future. In making this assessment, a wide range of information was considered, which were relevant to present and future conditions, including future projections of profitability, cash flows and capital resources. Further, management is not aware of the uncertainties that may cast significant doubt on the Group's ability to continue as going concern.

2.4 CHANGES IN ACCOUNTING POLICIES

The accounting policies adopted are consistent with those of the previous financial year, except for the adoption of new standard on lease "NFRS 16" and new standard on revenue "NFRS 15: Revenue from contract with customers". The new accounting policy applied from Shrawan 1, 2078 is stated in the relevant notes.

2.4.1 NFRS 16 Leases

NFRS 16 replaces NAS 17 and sets out the principles for the recognition, measurement, presentation, and disclosure of leases. All leases result in the lessee recognizing the right to use an asset at the commencement date of the lease, and if lease payments are made over time, also recognizing financing. Accordingly, NFRS 16 eliminates the classification of leases as either operating leases or finance leases as required by NAS 17 and, instead, introduces a single lessee accounting model for lessee.

In accordance with the transitional provisions of NFRS 16, the bank has adopted the new standard applying a modified retrospective approach:

Lease Liability at the present value of remaining lease payments, discounted using the lessee's incremental borrowing rate at the date of initial application i.e, Shrawan 1, 2078, and

Right of use asset equal to the lease liability, adjusted by the amount of any prepaid or accrued lease payments relating to that lease recognized in the statement of financial position immediately before the date of application.

Comparative prior year periods were not restated. This means that the data presented for 2077-78 and 2078-79 is not comparable.

2.4.2 Valuation of lease liabilities and right of use asset

The application of NFRS 16 requires the bank to make judgments that affect the valuation of the lease liabilities and the valuation of right of use assets. These include determining contracts in scope on NFRS 16, determining the contract term and determining the interest rate used for discounting of future cash flows.

The lease term determined by the Bank generally comprises non-cancellable period of lease contracts, periods covered by an option to extend the lease if the bank is reasonably certain to exercise that option and periods covered by an option to terminate the lease if the bank is reasonably certain not to exercise that option. The same term is applied as economic useful life of right of use assets

2.4.3 NFRS 15: Revenue from contract with customers

The standard requires the following five step model framework to be followed for revenue recognition:

- Identification of the contracts with the customer
- Identification of the performance obligations in the contract
- Determination of the transaction price

- Allocation of the transaction price to the performance obligations in the contract (as identified in step ii)
- Recognition of revenue when the entity satisfies a performance obligation.

Bank has adopted NFRS 15 from the current fiscal year which resulted in changes in accounting policies related to recognition of Fees and commission. Accordingly, Fees and Commissions are recognized at an amount that reflects the consideration to which the bank expects to be entitled in exchange for providing the services. The performance obligations, as well as the timing of their satisfaction are identified, and determined, at the inception of the contract. Fees and Commissions from services are recognized evenly over the period, based on time-elapsed where performance obligations are satisfied over time. Where performance obligations are satisfied at a point in time, fees and commission are recognized typically on completion of underlying service.

2.5 REPORTING PRONOUNCEMENTS

The Bank has, for the preparation of financial statements, adopted the Nepal Financial Reporting Standards 2018 (NFRS), developed by Accounting Standard Board (ASB) of Nepal and pronounced by Institute of Chartered Accountants of Nepal (ICAN). The NFRS conforms, in all material respect, to International Financial Reporting Standards (IFRS) as issued by the International Accounting Standards Board (IASB).

However, the Institute of Chartered Accountants of Nepal (ICAN) vide its notice dated 18 July 2022 has resolved that Carve-outs in NFRS with Alternative Treatment and effective period shall be provided to the Banks and Financial Institutions regulated by Nepal Rastra Bank on the specific recommendation of Accounting Standard Board (ASB). Details of carve out provided are as follows.

2.5.1 NFRS 9: Financial Instruments

a) Impairment

1. An entity shall assess at the end of each reporting period whether there is any objective evidence that a financial asset or group of financial assets measured at amortized cost is impaired. If any such evidence exists, the entity shall apply paragraph 5 (given below) to determine the amount of any impairment loss unless the entity is bank or financial institutions registered as per Bank and Financial Institutions Act, 2073. Such entities shall measure impairment loss on loan and advances as the higher of amount derived as per norms prescribed by Nepal Rastra Bank for loan loss provision and amount determined as per paragraph 5 (given below); and shall apply paragraph 5 (given below) to measure the impairment loss on financial assets other than loan and advances. The entity shall disclose the impairment loss as per this carve-out and the amount of impairment loss determined as per paragraph 5 (given below)

2. A financial asset or a group of Financial assets is impaired and Impairment losses are incurred if, and only if, there is objective evidence of impairment as a result of one or more events that occurred after the initial recognition of the asset (a 'loss Event') and that loss event (or events) has an impact on the estimated future cash flows of the financial asset or group of financial assets that can be reliably estimated. It may not be possible to identify a single, discrete event that caused the impairment rather the Combined effect of several events may have caused the impairment. Losses expected as a result of future events, no matter how likely, are not recognized. Objective evidence that a financial asset or group of assets is impaired includes observable data that comes to the attention of the holder of the asset about the following loss events:
 - a) significant financial difficulty of the issuer or obligor;
 - b) a breach of contract, such as a default or delinquency in interest or principal payments;
 - c) the lender, for economic or legal reasons relating to the borrower's financial difficulty, granting to the borrower a concession that the lender would not otherwise consider;
 - d) it becoming probable that the borrower will enter bankruptcy or other financial re-organization;
 - e) the disappearance of an active market for that financial asset because of financial difficulties; or
 - f) observable data indicating that there is a measurable decrease in the estimated future cash flows from a group of financial assets since the initial recognition of those assets, although the decrease cannot Yet be identified with the individual financial assets in the group, including:
 - i. Adverse changes in the payment status of borrowers in the group (eg an increased number of delayed payments or an increased number of credit card borrowers who have reached their credit limit and are paying the minimum monthly amount); or
 - ii. National or local economic conditions that correlate with defaults on the assets in the group (e.8. an increase in the unemployment rate in the geographical area of the borrowers, a decrease in property prices for mortgages in the relevant area, a decrease in oil prices for loan assets to oil producers, or adverse changes in industry conditions that affect the borrowers in the group)
3. The disappearance of an active market because an entity's financial instruments are no longer publicly traded is not evidence of impairment. A downgrade of an entity's credit rating is not, of itself, evidence of impairment, although it may be evidence of impairment when considered with other available information. A decline in the fair value of a financial asset below its cost or amortized cost is not necessarily evidence of impairment (for example, a decline in the fair value of an investment in a debt instrument that results from an increase in the risk-free interest rate).
4. In some cases the observable data required to estimate the amount of an impairment loss on a financial asset may be limited or no longer fully relevant to current circumstances.

For example, this may be the case when a borrower is in financial difficulties and there are few available historical data relating to similar borrowers. In such cases, an entity uses its experienced judgment to estimate the amount of any impairment loss. Similarly, an entity uses its experienced judgment to adjust observable data for a group of financial assets to reflect current circumstances. The use of reasonable estimates is an essential part of the preparation of financial statements and does not undermine their reliability.

5. If there is objective evidence that an impairment loss on financial assets measured at amortized cost has been incurred, the amount of the loss is measured as the difference between the asset's carrying amount and the present value of estimated future cash flows (excluding future credit losses that have not been incurred) discounted at the financial asset's original effective interest rate (i.e. the effective interest rate computed at initial recognition). The carrying amount of the asset shall be reduced either directly or through use of an allowance account. The amount of the loss shall be recognized in Profit or loss.
6. An entity first assesses whether objective evidence of impairment exists individually for financial assets that are individually significant, and individually or collectively for financial assets that are not individually significant (see paragraph 2 above). If an entity determines that no objective evidence of impairment exists for an individually assessed financial asset, whether significant or not, it includes the asset in a group of financial assets with similar credit risk characteristics and collectively assesses them for impairment. Assets that are individually assessed for impairment and for which an impairment loss is or continues to be recognized are not included in a collective assessment of impairment.
7. If, in a subsequent period, the amount of the impairment loss decreases and the decrease can be related objectively to an event occurring after the impairment was recognized (such as an improvement in the debtor's credit rating), the previously recognized impairment loss shall be reversed either directly or by adjusting an allowance account' The reversal shall not result in a carrying amount of the financial asset that exceeds what the amortized cost would have been had the impairment not been recognized at the date the impairment is reversed. The amount of the reversal shall be recognized in Profit or loss.

The carve out is not optional and has been provided up to FY 2023/2024. Bank will measure the impairment of loan and advances to customers as higher of the impairment as assessed under NFRS or as per the norms prescribed by Nepal Rastra Bank. The provision is mandatory where impairment under NFRS and impairment under Nepal Rastra Bank norms has been disclosed for comparison and the higher of the two is charged as impairment and recognized in the financial statements.

b) Impracticability to determine transaction cost of all previous years which is the part of effective interest rate

Effective interest rate is the rate that exactly discounts estimated future cash payments or receipts through the expected life of the financial instrument or, when appropriate, a shorter period to the net carrying amount of the financial asset or financial liability. When calculating the effective interest rate, an entity shall estimate cash flows considering all contractual terms of the financial instrument (for example, prepayment, call and similar options) but shall not consider future credit losses. The calculation includes all fees paid or received, *unless it is immaterial or impracticable to determine reliably*, between parties to the contract that are an integral part of the effective interest rate, transaction costs and all other premiums or discounts. There is a presumption that the cash flows and the expected life of a group of similar financial instruments can be estimated reliably. However, in those rare cases when it is not possible to estimate reliably the cash flows or the expected life of a financial instrument (or group of financial instruments), the entity shall use the contractual cash flows over the full contractual term of the financial instrument (or group of financial instruments).

The carve out is optional and has been provided for the FY 2023/2024. Accordingly, the bank has opted the carve out.

2.6 NEW STANDARDS IN ISSUE BUT NOT YET EFFECTIVE

New standards issued and amendments to the existing standards and interpretations made by ASB have been applied along with the carve outs wherever necessary.

The Institute of Chartered Accountants of Nepal, (ICAN) has issued a new version of NFRS on 2077 Ashadh, 11 (NFRS 2018) which covers NFRS 14 Regulatory deferral Accounts, and NFRS 17 Insurance Contracts.

2.7 NEW STANDARDS AND INTERPRETATIONS NOT ADOPTED

The following amendments have not been adopted by the group owing to the carve out issued Institute of Chartered Accountant of Nepal, applicable up to FY 2023-24.

NFRS 9 'Financial Instruments'-Impairment

IFRS 9 'Financial Instruments' was issued by the IASB in July 2014 and effective internationally for the financials beginning on or after 1 January 2018. Accounting Standard Board of Nepal endorsed NFRS 9 Financial Instruments with mandatory application from the fiscal year 2021-22. Incurred Loss Model as specified in carve out issued by Institute of Chartered Accountant of Nepal has been used for impairment calculation. The actual requirement of NFRS 9 is Expected Credit Loss Model.

Expected Credit Loss Model (ECL) of Impairment

The Expected Credit Loss (ECL) model is a forward-looking model. The ECL estimates are unbiased, probability-weighted, and include supportable information about past events, current conditions, and forecasts of future economic conditions.

Under the general approach, NFRS 9 recognizes three stage approach to measure expected credit losses and recognized interest income.

Stage 1: 12-month ECL – No significantly increased credit risk
Financial instruments that have not had a significant increase in credit risk since initial recognition require, at initial recognition a provision for ECL associated with the probability of default events occurring within the next 12 months (12-month ECL). For those financial assets with a remaining maturity of less than 12 months, a Probability of Default (PD) is used that corresponds to the remaining maturity. Interest will be calculated on the gross carrying amount of the financial asset before adjusting for ECL

Stage 2: Lifetime ECL – Significantly increased credit risk in the event of a significant increase in credit risk since initial recognition, a provision is required for the lifetime ECL representing losses over the life of the financial instrument (lifetime ECL).

Interest income will continue to be recognized on a gross basis.

Stage 3: Lifetime ECL – Defaulted Financial instruments that move into Stage 3 once credit impaired and purchases of credit impaired assets will require a lifetime provision. Interest income will be calculated based on the gross carrying amount of the financial asset less ECL

The management is still assessing the potential impact on its financial statements, if Expected Credit Loss (ECL) model is introduced.

2.8 DISCOUNTING

Discounting has been applied where assets and liabilities are non-current and the impact of the discounting is material.

The Group determines amortized cost of a financial asset or a financial liability using the effective interest rate. The effective interest rate is the rate that exactly discounts estimated future cash payments or receipts throughout the expected life of a financial asset or a financial liability to the net carrying amount of the financial asset or liability. If expected life cannot be determined reliably, then the contractual life is used.

In case where the Group assesses that the transaction amount of a financial asset or a financial liability does not represent its fair

value, the related future cash flows are discounted at prevailing interest rate to determine the initial fair value.

2.9 LIMITATION OF NFRS IMPLEMENTATION

Wherever the information is not adequately available and the cost to develop the same would exceed the benefit derived, such exception to NFRS implementation has been noted and disclosed in respective sections.

3. Significant Accounting Policies

3.1 BASIS OF MEASUREMENT

The financial statements are prepared on a historical cost basis except for the following items which were measured or recognized as stated:

- 1) Financial assets and liabilities classified as FVTOCI or FVTPL are measured at fair value on its initial and subsequent recognition.
- 2) Financial asset and liabilities classified as Amortised cost are measured at amortized cost.
- 3) Liabilities for defined benefit obligations are recognized at the present value of the defined benefit obligation after deducting fair value of plan assets.
- 4) Right of Use (ROU) Assets recognized under a lease agreement are measured at the amount that comprises of Initial Measurement of Lease Liability plus lease payments made at or before the commencement date less lease incentives plus initial direct cost incurred by lessee plus estimation of future dismantling and restoration cost if any.
- 5) Lease Liabilities under the lease agreements are measured at the present value of the lease payments that are not paid at that date, discounted using Incremental Borrowing rate.

3.2 BASIS OF CONSOLIDATION

a. Business Combination

The Group's financial statements comprise consolidation of the financial statements of the Bank and those of the following entities:

The Subsidiary, in accordance with NFRS 10 – “Consolidated Financial Statements”; and

The proportionate share of the profit or loss and net assets of the Associate Company in accordance with NAS – 28 “Investments in Associates and Joint Ventures”.

Business combination are accounted using the acquisition method as prescribed under NFRS 3- “Business Combination”.

There was no business acquisition during the fiscal year 2078/79.

b. Non-Controlling Interest (NCI)

Non-controlling interest represents the proportionate share of profit or loss and net assets of the subsidiaries not owned directly by the Group. Non-controlling interest is presented in the

consolidated statement of financial position with equity separately from the equity attributable to the shareholders of the Group.

For each business combination, the Bank elects to measure any non-controlling interests in the acquiree either at fair value; or at their proportionate share of the acquiree's identifiable net assets, which are generally at fair value.

Changes in the Bank's interest in a subsidiary that do not result in a loss of control are accounted for as transactions with owners in their capacity as owners. Adjustments to non-controlling interests are based on a proportionate amount of the net assets of the subsidiary. No adjustments are made to goodwill and no gain or loss is recognized in profit or loss.

The Bank does not have any NCI as on reporting date.

c. Subsidiaries

Subsidiaries are the entities controlled by the Bank. The Bank controls an entity if it is exposed, or has rights, to variable returns from its involvement with the investee and has the ability to affect those returns through its power over the investee. The Financial Statements of subsidiaries are included in the Consolidated Financial Statements from the date that control commences until the date that control ceases.

The Bank reassesses whether it has control if there are changes to one or more of the elements of control. In preparing the consolidated financial statements, the financial statements are combined line by line by adding the like items of assets, liabilities, equity, income, expenses and cash flows of the parent with those of its subsidiary. The carrying amount of the parent's investment in subsidiary and the parent's portion of equity of subsidiary are eliminated in full. All intra group assets and liabilities, equity, income, expenses and cash flows relating to transactions between entities of the group (such as interest income and technical fee) are eliminated in full while preparing the consolidated financial statements.

d. Loss of Control

Upon the loss of control, the Bank derecognizes the assets and liabilities of the subsidiary, carrying amount of non-controlling interests and the cumulative translation differences recorded in equity related to the subsidiary. Further parent's share of components previously recognized in Other Comprehensive Income (OCI) is reclassified to profit or loss or transfer to retained earnings as appropriate. Any surplus or deficit arising on the loss of control is recognized in the profit or loss. If the Group retains any interest in the previous subsidiary, then such interest is measured at fair value at the date that control is lost. Subsequently, it is accounted for as an equity-accounted investee or in accordance with the Group's accounting policy for financial instruments depending on the level of influence retained.

There was no loss of control during the fiscal year 2078/79.

e. Transaction Elimination on Consolidation

All intra-group balances and transactions, and any unrealized income and expenses (except for foreign currency transaction gains or losses) arising from intra-group transactions are eliminated in preparing the consolidated financial statements. Unrealized losses are eliminated in the same way as unrealized gains, but only to the extent that there is no evidence of impairment

3.3 CASH AND CASH EQUIVALENT

Cash and cash equivalents include notes and coins on hand and highly liquid financial assets with original maturities of three months or less from the acquisition date that are subject to an insignificant risk of changes in their fair value and are used by the Bank in the management of its short-term commitments. Cash and cash equivalents are carried at amortized cost in the statement of financial position.

3.4 FINANCIAL ASSETS AND FINANCIAL LIABILITIES

3.4.1 Recognition

The Bank initially recognizes a financial asset or a financial liability in its statement of financial position when, and only when, it becomes party to the contractual provisions of the instrument. The Bank initially recognizes loans and advances, deposits and debt securities/ subordinated liabilities issued on the date they are originated which is the date that the Bank becomes party to the contractual provisions of the instruments. Investments in equity instruments, bonds, debenture, Government securities, Nepal Rastra Bank bond or deposit auction, reverse repos, outright purchase are recognized on trade date at which the Bank commits to purchase/ acquire the financial assets. Regular way purchase and sale of financial assets are recognized on trade date at which the Bank commits to purchase or sell the asset.

3.4.2 Classification

Financial Assets

The Bank classifies the financial assets as subsequently measured at amortized cost or fair value on the basis of the Bank's business model for managing the financial assets and the contractual cash flow characteristics of the financial assets. The two classes of financial assets are as follows;

- Financial assets measured at amortized cost: a financial asset is measured at amortized cost if the asset is held within a business model whose objective is to hold assets in order to collect contractual cash flows and if the contractual terms of the financial asset give rise on specified dates to cash flows that are solely payments of principal and interest on the principal amount outstanding.
- Financial assets measured at fair value: a financial asset other than those measured at amortized cost are measured at fair value. They are further classified into two categories as below:
 - Financial assets are measured at fair value through profit or loss if they are held for trading or are designated at fair value through profit or loss. Upon initial recognition, transaction cost directly attributable to the acquisition are recognized in profit or loss as incurred. Such assets are subsequently

measured at fair value and changes in fair value are recognized in Statement of Profit or Loss.

- Financial assets are measured at fair value through other comprehensive income if the Investment in an equity instrument that is not held for trading and at the initial recognition, the Bank makes an irrevocable election that the subsequent changes in fair value of the instrument is to be recognized in other comprehensive income are classified as financial assets at fair value though other comprehensive income. Such assets are subsequently measured at fair value and changes in fair value are recognized in other comprehensive income.

Investment in equity instruments measured at FVTOCI

The Group has irrevocably elected at initial recognition to measure certain investments in equity instruments at FVTOCI. The election is made in respect of equity investments that are not held for trading. Only dividend income arising on such investment is recognized in profit or loss.

Subsequent fair value changes (unrealized gains or losses) on equity investments irrevocably elected for FVTOCI presentation is recognized in other comprehensive income. In the event such fair value changes is realized upon sale of the investment it is not reclassified to profit or loss, rather it is recognized directly within equity. The related taxes payable and the statutory employee bonus payable in respect of the realized fair value changes upon sale of the investment is recognized through expense charge to profit or loss.

Financial Liabilities

The Bank classifies its financial liabilities, other than financial guarantees and loan commitments, as follows:

- Financial Liabilities at Fair Value through Profit or Loss: Financial liabilities are classified at fair value through profit or loss if they are held for trading or are designated at fair value through profit or loss. Upon initial recognition, transaction cost directly attributable to the acquisition are recognized in Statement of Profit or Loss as incurred. Subsequent changes in fair value is recognized at profit or loss
- Financial Liabilities measured at amortized cost: Financial liabilities other than those measured at fair value though profit or loss are classified as subsequently measured at amortized cost using effective interest method

3.4.3 Measurement

Initial Measurement

A financial asset or financial liability is measured initially at fair value plus or minus, for an item not at fair value through profit or loss, transaction costs that are directly attributable to its acquisition or issue. Transaction cost in relation to financial assets and liabilities at fair value through profit or loss are recognized in Statement of Profit or Loss.

Subsequent Measurement

A financial asset or financial liability is subsequently measured either at fair value or at amortized cost based on the classification of the financial asset or liability. Financial asset or liability classified

as measured at amortized cost is subsequently measured at amortized cost using effective interest rate method.

The amortized cost of a financial asset or financial liability is the amount at which the financial asset or financial liability is measured at initial recognition minus principal repayments, plus or minus the cumulative amortization using the effective interest method of any difference between that initial amount and the maturity amount, and minus any reduction for impairment or uncollectibility.

Financial assets classified at fair value are subsequently measured at fair value. The subsequent changes in fair value of financial assets at fair value through profit or loss are recognized in Statement of Profit or Loss whereas of financial assets at fair value through other comprehensive income are recognized in other comprehensive income.

3.4.4 De-recognition

De-recognition of Financial Assets

The Bank derecognizes a financial asset when the contractual rights to the cash flows from the financial asset expire, or it transfers the rights to receive the contractual cash flows in a transaction in which substantially all the risks and rewards of ownership of the financial asset are transferred or in which the Bank neither transfers nor retains substantially all the risks and rewards of ownership and it does not retain control of the financial asset.

On de-recognition of a financial asset, the difference between the carrying amount of the asset (or the carrying amount allocated to the portion of the asset transferred) and the consideration received (including any new asset obtained less any new liability assumed) shall be recognized in Statement of Profit or Loss.

In transactions in which the Bank neither retains nor transfers substantially all the risks and rewards of ownership of a financial asset and it retains control over the asset, the Bank continues to recognize the asset to the extent of its continuing involvement, determined by the extent to which it is exposed to changes in the value of the transferred asset.

De-recognition of Financial Liabilities

A financial liability is derecognized when the obligation under the liability is discharged or canceled or expired. Where an existing financial liability is replaced by another from the same lender on substantially different terms, or the terms of an existing liability are substantially modified, such an exchange or modification is treated as a de-recognition of the original liability and the recognition of a new liability. The difference between the carrying value of the original financial liability and the consideration paid is recognized in Statement of Profit or Loss.

3.4.5 Determination of Fair Value

Fair value is the amount for which an asset could be exchanged, or a liability settled, between knowledgeable, willing parties in an arm's length transaction on the measurement date. The

fair value of a liability reflects its non-performance risk. The fair values are determined according to the following hierarchy:

Level 1 fair value measurements are those derived from unadjusted quoted prices in active markets for identical assets or liabilities.

Level 2 valuations are those with quoted prices for similar instruments in active markets or quoted prices for identical or similar instruments in inactive markets and financial instruments valued using models where all significant inputs are observable.

Level 3 portfolios are those where at least one input, which could have a significant effect on the instrument's valuation, is not based on observable market data.

When available, the Bank measures the fair value of an instrument using quoted prices in an active market for that instrument. A market is regarded as active if quoted prices are readily and regularly available and represent actual and regularly occurring market transactions on an arm's length basis. If a market for a financial instrument is not active, the Bank establishes fair value using a valuation technique. Valuation techniques include using recent arm's length transactions between knowledgeable, willing parties (if available), reference to the current fair value of other instruments that are substantially the same, discounted cash flow analyses.

The best evidence of the fair value of a financial instrument at initial recognition is the transaction price – i.e. the fair value of the consideration given or received. However, in some cases, the fair value of a financial instrument on initial recognition may be different to its transaction price. If such fair value is evidenced by comparison with other observable current market transactions in the same instrument (without modification) or based on a valuation technique whose variables include only data from observable markets, then the difference is recognized in profit or loss on initial recognition of the instrument. In other cases, the difference is not recognized in profit or loss immediately but is recognized over the life of the instrument on an appropriate basis or when the instrument is redeemed, transferred or sold, or the fair value becomes observable.

All unquoted equity instruments are recorded at average of price determined as per Capitalized Earning Method and Net Assets Value per share. Entities of which no data is whatsoever available, valuation has been done at cost net of impairment if any.

3.4.6 Impairment

At each reporting date the Bank assesses whether there is any indication that an asset may have been impaired. If such indication exists, the recoverable amount is determined. A financial asset or a group of financial assets is impaired and impairment losses are incurred if, and only if, there is objective evidence of impairment as a result of one or more events occurring after the initial recognition of the asset (a loss event),

and that loss event (or events) has an impact on the estimated future cash flows of the financial asset or group of financial assets that can be reliably estimated.

The Bank considers the following factors in assessing objective evidence of impairment:

- Whether the counterparty is in default of principal or interest payments.
- When a counterparty files for bankruptcy and this would avoid or delay discharge of its obligation.
- Where the Bank initiates legal recourse of recovery in respect of a credit obligation of the counterpart.
- Where the Bank consents to a restructuring of the obligation, resulting in a diminished financial obligation, demonstrated by a material forgiveness of debt or postponement of scheduled payments.
- Where there is observable data indicating that there is a measurable decrease in the estimated future cash flows of a group of financial assets, although the decrease cannot yet be identified with specific individual financial assets.

The Bank considers evidence of impairment for loans and advances and amortised cost investment securities at both a specific asset and collective level. All individually significant loans and advances and amortized cost investment securities are assessed for specific impairment. Those found not to be specifically impaired are then collectively assessed for any impairment that has been incurred but not yet identified.

Loans and advances and amortized cost investment securities that are not individually significant are collectively assessed for impairment by grouping together loans and advances and amortized cost investment securities with similar risk characteristics. Impairment test is done on annual basis for trade receivables and other financial assets based on the internal and external indication observed.

In assessing collective impairment, the Bank uses statistical modelling of historical trends of the probability of default, the timing of recoveries and the amount of loss incurred, adjusted for management's judgment as to whether current economic and credit conditions are such that the actual losses are likely to be greater or less than suggested by historical trends. Default rates, loss rates and the expected timing of future recoveries are regularly benchmarked against actual outcomes to ensure that they remain appropriate.

a) Impairment charge / (reversal) and write off

The amount of the loss is measured as the difference between the asset's carrying amount and the present value of estimated future cash flows (excluding future credit losses that have not been incurred) discounted at the financial asset's original effective interest rate (i.e. the effective interest rate computed at initial recognition). The amount of the loss is recognized in profit or loss. The carrying amount of the asset is reduced through the use of an impairment allowance account.

Subsequent reversal of impairment loss, due to factors such as an improvement in the debtor's credit rating, is recognized in

profit or loss. The reversal shall not result in a carrying amount of the financial asset that exceeds what the amortized cost would have been had the impairment not been recognized at the date the impairment is reversed.

Financial assets (and the related impairment allowance accounts) are written off either partially or in full, when there is no realistic prospect of recovery. Where financial assets are secured, this is after receipt of any proceeds from the realization of security.

b) Impairment losses on assets measured at amortized cost

As per Carve out issued by Institute of Chartered Accountants of Nepal (ICAN) on 2079/04/02

Financial assets carried at amortized cost (such as amounts due from Banks, loans and advances to customers as well as held-to-maturity investments are impaired, and impairment losses are recognized, only if there is objective evidence as a result of one or more events that occurred after the initial recognition of the asset. The amount of the loss is measured as the difference between the asset's carrying amount and the deemed recoverable value of loan.

Loans and advances to customers with significant value (Principal outstanding Rs. 100 million or more) and borrowers classified as Non Performing as per Nepal Rastra Bank's Unified Directives, 2078 are assessed for individual impairment test. The recoverable value of loan is estimated on the basis of realizable value of collateral and the conduct of the borrower/past experience of the bank. Assets that are individually assessed and for which no impairment exists are grouped with financial assets with similar credit risk characteristics and collectively assessed for impairment. The credit risk statistics for each group of the loan and advances are determined by management prudently based on the past experience. For the purpose of collective assessment of impairment, the assets are categorized in to the following nine broad products as follows:

1. Term Loan
2. Auto Loan
3. Home Loan
4. Personal Loan
5. Overdraft
6. Other Working Capital Loan
7. Gold Loan
8. Deprived & Priority Sector Loan
9. Other Loan

If, in a subsequent year, the amount of the estimated impairment loss increases or decreases because of an event occurring after the impairment was recognized, the previously recognized impairment loss is increased or reduced by adjusting the income statement. If a future write-off is later recovered, the recovery is credited to the 'Income Statement'.

As per Loan Loss Provision of Nepal Rastra Bank

Loan loss provisions in respect of non-performing loans and advances are based on management's assessment of the

degree of impairment of the loans and advances, subject to the minimum provisioning level prescribed in relevant Nepal Rastra Bank guidelines. Provision has been made for possible losses on loans and advances including bills purchased at 1.3% to 100% on the basis of classification of loans and advances, overdraft and bills purchased in accordance with Nepal Rastra Bank's Unified Directives, 2078. However, provision for possible losses on insured loans and advances has been made at 0.325% to 25% on the basis of classification of loans and advances in accordance with Nepal Rastra Bank's Unified Directives, 2078

Policies Adopted

As per the NFRS Carve out issued on 2079/04/02, the Bank measured impairment loss on loan and advances as the higher of amount derived as per norms prescribed by Nepal Rastra Bank for loan loss provision and amount determined as per aforementioned carve out.

3.5 TRADING ASSETS AND LIABILITIES

Trading assets and liabilities are those assets and liabilities that the Bank acquires or incurs principally for the purpose of selling or repurchasing in the near term, or holds as part of a portfolio that is managed together for short-term profit or position taking. They are initially recognized at fair value and subsequently measured at fair value in the statement of financial position, with transaction costs recognized in profit or loss. All changes in fair value are recognized as part of net trading income in profit or loss as regarded as fair value through profit & loss account.

3.6 DERIVATIVES ASSETS AND DERIVATIVE LIABILITIES

Derivatives held for risk management purposes include all derivative assets and liabilities that are not classified as trading assets or liabilities. Derivatives held for risk management purposes are measured at fair value in the statement of financial position. Hedge accounting is not adopted for certain derivatives held for risk management such as Forward Exchange Contracts.

3.7 PROPERTY AND EQUIPMENT

a. Recognition and Measurement

The cost of an item of property and equipment shall be recognized as an asset, initially recognized at cost, if, and only if it is probable that future economic benefits associated with the item will flow to the entity; and if the cost of the item can be measured reliably.

Cost includes expenditure that is directly attributable to the acquisition of the asset. The cost of self-constructed assets includes the following:

- the cost of materials and direct labour;
- any other costs directly attributable to bringing the assets to a working condition for their intended use;
- when the Bank has an obligation to remove the asset or restore the site, an estimate of the costs of dismantling and removing the items and restoring the site on which they are located; and
- Capitalized borrowing costs.

The Bank adopts cost model for entire class of property and equipment. Neither, class of the property and equipment are measured at revaluation model nor is their fair value measured at the reporting date. Any revaluation reserve acquired from the merger accounted for using pooling of interest method are shown at the carrying amount. The items of property and equipment are measured at cost less accumulated depreciation and any accumulated impairment losses.

Purchased software that is integral to the functionality of the related equipment is capitalized as part of that equipment.

Subsequent expenditure is capitalized if it is probable that the future economic benefits from the expenditure will flow to the Bank. Ongoing repairs and maintenance to keep the assets in working condition are expensed as incurred. Any gain or loss on disposal of an item of property and equipment (calculated as the difference between the net proceeds from disposal and the carrying amount of the item) is recognized within other income in profit or loss.

b. Capital Work in Progress

Fixed assets under construction and cost of assets not ready for use are shown as capital work in progress.

c. Depreciation

Straight line method of depreciation on fixed assets is applied to allocate their cost to their residual values over their estimated useful life as per management judgment, as follows:

d. De-recognition

The carrying amount of Property and Equipment is derecognized on disposal or when no future economic benefits are expected from its use or disposal. The gain or loss arising from the de-recognition of an item of property and equipment is included in profit or loss when the item is derecognized (unless on a sale & lease back). The gain is classified as revenue.

3.8 INTANGIBLE ASSETS

Acquired Intangible Assets

Intangible assets are initially measured at cost incurred to acquire and bring to use the asset, which reflects market expectations of the probability that the future economic benefits embodied in the asset will flow to the Bank, and are amortized on the basis of their expected useful lives.

Computer Software

Acquired computer software licenses are capitalized on the basis of the costs incurred to acquire and bring to use the specific software. Costs associated with the development of software are capitalized where it is probable that it will generate future economic benefits in excess of its cost. Computer software costs are amortized on the basis of expected useful life. Costs associated with maintaining software are recognized as an expense as incurred.

Class of assets	Revised useful life	Residual Value
Computer	up to 5 Years	1%
Furniture and Fixtures	up to 5 Years	2%
Office Equipment	up to 5 years	1%
Vehicle	up to 7 Years	5%
Building	up to 50 Years	10%
Leasehold	Lower of 15 Years or Lease Period	0
Software	5 years or expiry period whichever is lower	0

Assets costing less than Rs 2,000 are fully charged to profit loss account in the year of purchase

At each reporting date, these assets are assessed for indicators of impairment. In the event that an asset's carrying amount is determined to be greater than its recoverable amount, the asset is written down immediately. Amortization methods, useful lives and residual values are reviewed at each reporting date and adjusted if appropriate.

3.9 INVESTMENT PROPERTY/NON-CURRENT ASSETS HELD FOR SALE Investment Property

Investment properties includes land or land and buildings other than those classified as property and equipment and non-current assets held for sale. Generally, it includes land, land and building acquired by the Bank as non-banking assets but not sold as on the reporting date.

The Bank holds investment property that has been acquired through enforcement of security over the loans and advances.

Investment properties are land or building or both other than those classified as property and equipment under NAS 16 – "Property, Plant and Equipment"; and assets classified as non-current assets held for sale under NFRS 5 – "Non - Current Assets Held for Sale & Discontinued Operations". The Group has recognized as investment property such land or land and building acquired by the Bank as non-banking assets in course of recovery of loans and advances to borrowers that have turned into chronic defaulters.

Non-banking assets (only land and building) are initially recognized at cost. Subsequent to initial recognition the Group has chosen to apply the cost model allowed by NAS 40 – "Investment Property" and since it is not intended for owner-occupied use, a depreciation charge is not raised.

Non-Current Assets Held for Sale

Non-current assets (such as property) and disposal groups (including both the assets and liabilities of the disposal groups) are classified as held for sale and measured at the lower of their carrying amount and fair value less cost to sell when: (i) their carrying amounts will be recovered principally through sale; (ii) they are FVTOCI in their present condition; and (iii) their sale is highly probable.

Immediately before the initial classification as held for sale, the carrying amounts of the assets (or assets and liabilities in a disposal group) are measured in accordance with the applicable accounting policies described above.

3.10 INCOME TAX

Tax expense comprises current and deferred tax. Current tax and deferred tax are recognized in profit or loss except to the extent that they relate to items recognized directly in equity or in other comprehensive income.

a. Current Tax

Current tax is the expected tax payable or recoverable on the taxable income or loss for the year, using tax rates enacted or substantively enacted at the reporting date, and any adjustment to tax payable in respect of previous years. Current tax payable also includes any tax liability arising from the declaration of dividends.

b. Deferred Tax

Deferred tax is recognized at the reporting date in respect of temporary differences between the carrying amounts of assets or liabilities for financial reporting purposes and the corresponding amounts used for taxation purposes (i.e. tax base).

Deferred tax assets are recognized for all deductible temporary differences, carried forward unused tax credits and carried forward unused tax losses (if any), to the extent that it is probable that future taxable profits will be available against which they can be claimed. Deferred tax liabilities are the amounts of income taxes payable in future periods in respect of taxable temporary differences.

The carrying amount of deferred tax assets is reviewed at each reporting date and reduced to the extent that it is no longer probable that the related tax benefit will be realized.

Deferred tax assets and liabilities are measured at the tax rates that are expected to be applied to temporary differences when they will be reversed, using tax rates enacted, or substantively enacted, at the reporting date. Deferred tax income or expense relating to items recognized directly in equity is recognized in Other Comprehensive Income.

3.11 DEPOSITS, DEBTS SECURITIES ISSUED AND SUBORDINATED LIABILITIES

a. Deposits

The Bank accepts deposits from its customers under savings account, current account, term deposits and margin accounts which allows money to be deposited and withdrawn by the account holder. These transactions are recorded on the bank's books, and the resulting balance is recorded as a liability for the Bank and represents the amount owed by the Bank to the customer.

b. Debt Securities Issued

Debt securities issued and subordinated liabilities are initially measured at fair value minus incremental direct transaction costs, and subsequently measured at their amortised cost using the effective interest method, except where the Group designates liabilities at fair value through profit or loss.

Currently the Bank has Six years "8.5% RBBL Debenture 2083" issued on 25th Jestha 2078 and allotted on 2nd Ashadh 2078.

c. Subordinated Liabilities

Subordinated liabilities are those liabilities which at the event of winding up are subordinate to the claims of depositors, debt securities issued and other creditors. The bank does not have any of such subordinated liabilities.

3.12 PROVISIONS

The Bank recognizes a provision if, as a result of past event, the Bank has a present constructive or legal obligation that can be reliability measured and it is probable that an outflow of economic benefit will be required to settle the obligation.

A disclosure for contingent liability is made when there is a possible obligation or a present obligation that may but probably will not require an outflow of resources. When there is a possible obligation or a present obligation in respect of which the likelihood of outflow of resources is remote, no provision or disclosure is made.

A provision for onerous contract is recognized when the expected benefits to be derived by the Bank from a contract are lower than the unavoidable cost of meeting its obligation under the contract.

Provisions are reviewed at each reporting date and adjusted to reflect the current best estimate. If it is no longer probable that an outflow of resources would be required to settle the obligation, the provision is reversed. Contingent assets are not recognized in the financial statements. However, contingent assets are assessed continually and if it is virtually certain that an inflow of economic benefits will arise, the asset and related income are recognized in the period in which the change occurs.

3.13 REVENUE RECOGNITION

Revenue is the gross inflow of economic benefits during the period arising from the course of the ordinary activities of an

entity when those inflows result in increases in equity, other than increases relating to contributions from equity participants.

The Bank's revenue comprises of interest income, fees and commission, foreign exchange income, cards income, remittance income, bank assurance commission, etc. and the bases of incomes recognition are as follows:

a. Interest Income

Interest income on FVTOCI assets and financial assets held at amortized cost shall be recognized using the bank's nominal interest rate which is very close to effective interest rate using effective interest rate method.

For income from loans and advances to customers, initial charges are not amortized over the life of the loan and advances as the income so recognized closely approximates the income that would have been derived under effective interest rate method. The difference is not considered material. The Bank considers that the cost of exact calculation of effective interest rate method exceeds the benefit that would be derived from such compliance.

The effective interest method is a method of calculating the amortized cost of a financial asset or a financial liability and of allocating the interest income or interest expense over the relevant period. The effective interest rate is the rate that discounts estimated future cash payments or receipts through the expected life of the financial instrument or, when appropriate, a shorter period, to the net carrying amount of the financial asset or financial liability. When calculating the effective interest rate, the Bank estimates cash flows considering all contractual terms of the financial instrument (for example, prepayment options) but does not consider future credit losses. The calculation includes all fees paid or received between parties to the contract that are an integral part of the effective interest rate, transaction costs and all other premiums or discounts.

The Bank recognizes the interest income on loans and advances as per Guideline on Recognition of Interest Income, 2019 issued by Nepal Rastra Bank. The guideline requires bank to cease to accrue interest in case of loan where contractual payments of principal and/or interest are more than 12 months in arrears, irrespective of the net realizable value of collateral. Further, it also requires the bank to cease accrual of interest income in case of loans where contractual payments of principal and/or interest are more than 3 months in arrears and where the "net realizable value" of security is insufficient to cover payment of principal and accrued interest.

Gains and losses arising from changes in the fair value of financial instruments held at fair value through profit or loss are included in the statement of profit or loss in the period in which they arise. Contractual interest income and expense on financial instruments held at fair value through profit or loss is recognized within net interest income.

b. Fees and Commission

Fees and Commissions are recognized at an amount that reflects the consideration to which the bank expects to be entitled in exchange for providing the services. The performance obligations, as well as the timing of their satisfaction are identified, and determined, at the inception of the contract. Fees and Commissions from services are recognized evenly over the period, based on time-elapsed where performance obligations are satisfied over time. Where performance obligations are satisfied at a point in time, fees and commission are recognized typically on completion of underlying service.

c. Dividend Income

Dividend income are recognized when right to receive such dividend is established. Usually this is the ex-dividend date for equity securities. Dividends are presented in net trading income, net income from other financial instruments at fair value through profit or loss or other revenue based on the underlying classification of the equity investment.

d. Net Trading Income

Net trading income comprises gains less losses related to trading assets and liabilities, and includes all realized and unrealized fair value changes, interest, dividends and foreign exchange differences.

e. Net Income from other financial instrument at fair value through Profit or Loss

Net income from other financial instruments at fair value through profit or loss relates to non-trading derivatives held for risk management purposes that do not form part of qualifying hedge relationships and financial assets and liabilities designated at fair value through profit or loss. It includes all realized and unrealized fair value changes, interest, dividends and foreign exchange differences.

3.14 INTEREST EXPENSE

Interest expense on all financial liabilities including deposits are recognized in profit or loss using effective interest rate method. Interest expense on all trading liabilities are considered to be incidental to the Bank's trading operations and are presented together with all other changes in fair value of trading assets and liabilities in net trading income.

3.15 EMPLOYEES BENEFITS

a. Short Term Employee Benefits

Short term employee benefit obligations are measured on an undiscounted basis and are expensed as the related service is provided. A liability is also recognized for the amount expected to be paid under bonus required by the Bonus Act, 2030 to pay the amount as a result of past service provided by the employee and the obligation can be estimated reliably under short term employee benefits. The Bank provides bonus at 5% of Net Profit before tax. The Bank is a majorly owned enterprise of Government

of Nepal. The percentage of bonus which is to be distributed by the Government owned enterprises has been determined by the Government of Nepal at 5%.

Short-term employee benefits include all the following items (if payable within 12 months after the end of the reporting period):

- wages, salaries and social security contributions,
- paid annual leave and paid sick leave,
- profit-sharing and bonuses and
- non-monetary benefits

b. Post-Employment Benefits

Post-employment benefit plan includes the followings;

i. Defined Contribution Plan

A defined contribution plan is a post-employment benefit plan under which the Bank pays fixed contributions into a separate entity and has no legal or constructive obligation to pay further amounts. Obligations for contributions to defined contribution plans are recognized as personnel expenses in profit or loss in the periods during which related services are rendered.

Contributions to a defined contribution plan that are due more than 12 months after the end of the reporting period in which the employees render the service are discounted to their present value.

All permanent employees of the Bank are entitled to receive benefits under the provident fund, a defined contribution plan, in which both the employee and the Bank contribute monthly at a pre-determined rate of 10% of the basic salary. The Bank does not assume any future liability for provident fund benefits other than its annual contribution.

All permanent employees of the Bank are entitled to receive benefits under welfare provident fund, a defined contribution plan, in which Bank contribute two months' basic salary and such amount is transferred to separate retirement fund. The Bank does not assume any future liability for provident fund benefits other than its annual contribution.

All permanent employees of the Bank are entitled to receive benefits under medical fund, a defined contribution plan, in which Bank contribute certain percentage of annual basic salary based on level of employees and such amount is transferred to separate retirement fund. The Bank does not assume any future liability for provident fund benefits other than its annual contribution.

ii. Defined Benefit plan

A defined benefit plan is a post-employment benefit plan other than a defined contribution plan. The Bank's net obligation in respect of defined benefit plans is calculated separately for each plan by estimating the amount of future benefit that employees have earned in return for their service in the current and prior

periods. That benefit is discounted to determine its present value. Any unrecognized past service costs and the fair value of any plan assets are deducted.

The Bank recognizes all actuarial gains and losses net of deferred tax arising from defined benefit plans immediately in other comprehensive income and all expenses related to defined benefit plans in employee benefit expense in profit or loss.

The Bank recognizes gains and losses on the curtailment or settlement of a defined benefit plan when the curtailment or settlement occurs. The gain or loss on curtailment or settlement comprises any resulting change in the fair value of plan assets, any change in the present value of the defined benefit obligation, any related actuarial gains and losses and any past service cost that had not previously been recognized.

The bank has pension plan to the permanent employees hired before 2050 B.S and gratuity plan to employees enrolled after 2050 B.S. Employees are also entitled to receive retirement benefit on endowment life insurance scheme and leave as per human resource by-laws of the Bank.

lii. Termination Benefits

Termination benefits are recognized as an expense when the Bank is demonstrably committed, without realistic possibility of withdrawal, to a formal detailed plan to either terminate employment before the normal retirement date, or to provide termination benefits as a result of an offer made to encourage voluntary redundancy. Termination benefits for voluntary redundancies are recognized as an expense if the Bank has made an offer of voluntary redundancy, it is probable that the offer will be accepted, and the number of acceptances can be estimated reliably. If benefits are payable more than 12 months after the reporting date, then they are discounted to their present value.

3.16 LEASES

Group as the lessee

The group enters into lease agreement as the lessee with respect to its branches.

Leases are recognised as right-of-use assets and corresponding liabilities at the date at which the leased assets are available for use by the group.

Initial Recognition

At commencement date, the group recognises a right-of-use asset a lease liability.

Lease liabilities are initially measured at an amount equal to the present value of the following lease payments for the underlying right-of-use assets during the lease term:

- Fixed payments (including in-substance fixed payments), less any lease incentives receivable.

- Variable lease payments that are based on an index or a rate.
- Amounts expected to be payable by the group under residual value guarantees.
- The exercise price of a purchase option if the group is reasonably certain to exercise that option; payments of penalties for terminating the lease, if the lease term reflects the group exercising that option.

The lease payments are discounted using the interest rate implicit in the lease, if that rate can be readily determined, or the group's incremental borrowing rate.

Right-of-use assets are measured initially at cost comprising the following:

- The amount of the initial measurement of the lease liability.
- Any lease payments made at or before the commencement date less any lease incentives received.
- Any initial direct costs.
- Restoration costs.

Subsequent Measurement of right of use asset

Subsequently, the right of use assets, are measured at cost less accumulated depreciation and any accumulated impairment losses and adjusted for measurement of the lease liability due to reassessment or lease modifications.

The right-of-use assets are depreciated over the lease term on a straight-line basis.

Subsequent Measurement of lease liability

Each lease payment is allocated between the liability and finance cost. Lease liabilities are subsequently measured using the effective interest method. The carrying amount of liability is remeasured to reflect any reassessment, lease modification or revised in-substance fixed payments.

Lease term

The lease term is a non-cancellable period of a lease; periods covered by options to extend and terminate the lease are only included in the lease term if it is reasonably certain that the lease will be extended or not terminated.

Short term or low value leases

Payments associated with all short-term leases and certain leases of all low-value assets are recognised on a straight-line basis as an expense in profit or loss. The group applies the exemption for low-value assets on a lease-by-lease basis.

The Group as lessor

The Group enters into lease agreements as a lessor with respect to some of its land and building.

Leases for which the Group is a lessor are classified as finance or operating leases. A lease is classified as a finance lease if the group transfers substantially all the risks and rewards incidental

to ownership of an underlying asset. All other leases are classified as operating leases.

The Group recognizes lease payments received under operating leases as other operating income in profit or loss. The accounting policies applicable to the Group as a lessor in the comparative period were not different from NFRS 16.

3.17 FOREIGN CURRENCY TRANSLATION

The financial statements are presented in Nepalese Rupees (NPR).

Transactions in foreign currencies are initially recorded at the functional currency rate of exchange ruling at the date of the transaction. Monetary assets and liabilities denominated in foreign currencies are retranslated at the functional currency rate of exchange at the statement of financial position date.

Foreign exchange gains and losses resulting from the settlement of such transactions, and from the translation at year-end exchange rates of monetary assets and liabilities denominated in foreign currencies are recognized in the statement of profit or loss.

Non-monetary assets and liabilities are translated at historical exchange rates if held at historical cost, or year-end exchange rates if held at fair value, and the resulting foreign exchange gains and losses are recognized in either the statement of profit or loss or shareholders' equity depending on the treatment of the gain or loss on the asset or liability.

3.18 FINANCIAL GUARANTEE AND LOAN COMMITMENT

Financial Guarantees are contracts that require the Bank to make specified payments to reimburse the holder for a loss it incurs because a specified debtor fails to make payment when due in accordance with the terms of agreement.

Loan commitments are firm commitments to provide credit under pre-specified terms and conditions. Loan commitment is the commitment where the Bank has confirmed its intention to provide funds to a customer or on behalf of a customer in the form of loans, overdrafts, future guarantees, whether cancellable or not, or letters of credit and the Bank has not made payments at the reporting date, those instruments are included in these financial statement as commitments.

3.19 SHARE CAPITAL AND RESERVES

The Bank classifies capital instruments as financial liabilities or equity instruments in accordance with the substance of the contractual terms of the instruments. Equity is defined as residual interest in total assets of the Bank after deducting all its

liabilities. Common shares are classified as equity of the Bank and distributions thereon are presented in statement of changes in equity.

The Bank proposed to increase the capital by 3 billion as per its Capital Enhancement Plan 2078, which was duly accepted by the Government of Nepal on 2078/03/01. NPR 3 billion was received up to Financial Year 2078-79 out of this amount NPR. 2 billion has been approved as share capital of the Bank as per resolution of 16th Annual General Meeting and the balance NPR. 1 billion has been presented as "Calls in Advance" in the Financial Statement.

Dividends on ordinary shares and preference shares classified as equity are recognized in equity in the period in which they are declared.

Incremental costs directly attributable to the issue of an equity instrument are deducted from the initial measurement of the equity instruments considering the tax benefits achieved thereon.

The reserves include retained earnings and other statutory reserves such as general reserve, debenture redemption reserve, foreign exchange equalization reserve, regulatory reserve etc.

Regulatory reserve includes any amount derived as result of NFRS convergence with effect in retained earning computed as per Nepal Rastra Bank's Directive No. 4.

3.20 EARNINGS PER SHARE INCLUDING DILUTED

The Bank presents basic and diluted earnings per share (EPS) data for its ordinary shares. The basic EPS is calculated by dividing the profit or loss attributable to ordinary shareholders of the Bank by the weighted average number of ordinary shares outstanding during the period. Diluted EPS is determined by adjusting the profit or loss attributable to ordinary shareholders and the weighted average number of ordinary shares outstanding for the effects of all dilutive potential ordinary shares.

3.21 SEGMENT REPORTING

The Bank's segmental reporting is in accordance with NFRS 8 Operating Segments. Operating segments are reported in a manner consistent with the internal reporting provided to the bank's management committee, which is responsible for allocating resources and assessing performance of the operating segments. Bank has no practice of accounting intra segment revenue or expenses. Geographical segments are considered for the purpose of segment reporting. Income and expenses directly associated with each segment are included in determining business segment performance.

RASTRIYA BANIJYA BANK LIMITED

NOTES FORMING PART OF THE FINANCIAL STATEMENTS

4.1 Cash and Cash Equivalent

Particulars	Group		Bank	
	As at 32 Ashadh 2079	As at 31 Ashadh 2078	As at 32 Ashadh 2079	As at 31 Ashadh 2078
Cash In Hand	4,739,389,901	5,890,841,211	4,739,389,901	5,890,841,211
Balances with BFIs	1,760,155,397	1,564,345,866	1,747,949,157	1,526,941,878
Money at Call and Short Notice	1,392,758,649	8,317,374,147	1,392,758,649	8,317,374,147
Other	-	-	-	-
Total	7,892,303,947	15,772,561,224	7,880,097,708	15,735,157,236

The fair value of cash and cash equivalent is its carrying value. Cash at vault is adequately insured for physical and financial risks. The amount of cash at vault is maintained on the basis of the liquidity and business requirements. Balance with BFIs includes balance maintained at various banks and financial institutions. Cash held in foreign currency is subject to risk of changes in the foreign exchange rates. These are closely monitored, and risks, if identified, are promptly managed.

4.2 Due from Nepal Rastra Bank

Particulars	Group		Bank	
	As at 32 Ashadh 2079	As at 31 Ashadh 2078	As at 32 Ashadh 2079	As at 31 Ashadh 2078
Statutory Balances with NRB	16,363,594,876	20,036,157,353	16,363,594,876	20,036,157,353
Securities purchased under Resale Agreement	-	-	-	-
Other deposit and receivable from NRB	59,722,668	92,342,253	59,722,668	92,342,253
	16,423,317,544	20,128,499,606	16,423,317,544	20,128,499,606

The fair value of balance with the Nepal Rastra Bank (NRB) is its carrying amount itself. Balance with the NRB is principally maintained as a part of the regulatory cash reserve ratio required by the NRB.

4.3 Placement with Banks & Financial Institutions

Particulars	Group		Bank	
	As at 32 Ashadh 2079	As at 31 Ashadh 2078	As at 32 Ashadh 2079	As at 31 Ashadh 2078
Placement with Domestic B/Fis	-	-	-	-
Less: specific allowances for impairment on Investment Securities	-	-	-	-
Less: Allowances for Impairment	-	-	-	-
	-	-	-	-

4.4 Derivative financial instruments

Particulars	Group		Bank	
	As at 32 Ashadh 2079	As at 31 Ashadh 2078	As at 32 Ashadh 2079	As at 31 Ashadh 2078
Held for Trading				
Interest Rate Swap	-	-	-	-
Currency Swap	-	-	-	-
Forward exchange Contract	-	1,496,090	-	1,496,090
Others	-	-	-	-
Held for risk management	-	-	-	-
Interest Rate Swap	-	-	-	-
Currency Swap	-	-	-	-
Forward exchange Contract	-	-	-	-
Others	-	-	-	-
	-	1,496,090	-	1,496,090

RASTRIYA BANIJYA BANK LIMITED NOTES FORMING PART OF THE FINANCIAL STATEMENTS

A significant part of the derivatives in the portfolio are related to servicing corporate clients in their risk management to hedge, e.g. foreign currency exposures. These products are used by Bank as part of its own regular treasury activities as well. From a risk perspective, the gross amount of derivative assets must be considered together with the gross amount of derivative liabilities, which are presented separately on the statement of financial position.

4.5 Other Trading Assets

Particulars	Group		Bank	
	As at 32 Ashadh 2079	As at 31 Ashadh 2078	As at 32 Ashadh 2079	As at 31 Ashadh 2078
Treasury bills	-	-	-	-
Government Bonds	-	-	-	-
NRB Bonds	-	-	-	-
Domestic Corporate bonds	-	-	-	-
Equities	15,482,684	20,954,845	-	-
Other	23,175,000	-	-	-
Total	38,657,684	20,954,845	-	-
Pledged	-	-	-	-
Non-Pledged	-	-	-	-

Trading assets are those assets that the licensed institution acquires principally for the purpose of selling in the near term, or holds as part of a portfolio that is managed together for short-term profit are presented under this account head. The trading asset includes derivative assets and non derivative assets. As on the reporting date, the bank does not have any outstanding trading assets. Impairment

4.5.1 Investment securities designated as at fair value through profit or loss account

Equity Investments	Group			
	As at Ashadh 2079		As at Ashadh 2078	
	Cost	Fair Value	Cost	Fair Value
Agriculture Development Bank Ltd	-	-	1,108,000.00	1,101,700.00
Chhimek Laghubitta Bikas Bank Limited	-	297,000.00	1,505,000.00	1,738,000.00
Citizen Investment Trust	4,637,200.00	2,741,350.00	4,637,200.00	3,491,000.00
Everest Bank Limited	1,107,500.00	698,010.00	1,107,500.00	1,107,000.00
Jyoti Life Insurance Ltd	985,200.00	464,508.00	985,200.00	894,000.00
Lumbini General Insurance Co. Ltd.	1,015,200.00	501,948.00	1,015,200.00	936,000.00
Nepal Infrastructure Bank Limited	1,020,000.00	518,400.00	1,020,000.00	984,000.00
NMB Bank Limited	1,141,000.00	772,038.00	638,000.00	717,200.00
Reliance Life Insurance Limited (RLI)	2,336,770.00	1,189,250.00	1,281,670.00	1,344,000.00
Sanjen Jalavidhyut Company Limited (SJCL)	1,500,000.00	780,000.00	1,030,000.00	898,000.00
Standard Chartered Bank Limited (SCB)	600,137.00	435,930.00	600,137.00	590,000.00
Shivam Cements Ltd SHIVM)	-	-	1,043,000.00	1,020,600.00
Sana Kisan Bikas Bank Ltd (SKBBL)	-	257,730.00	1,611,600.00	1,640,000.00
Swarojgar Laghu Bitta Bikas Bank Ltd. (SLBBL)	935,600.00	765,900.00	1,018,500.00	1,050,000.00
Sunrise Bank Ltd.	-	207.00	-	-
Siddhartha Bank Ltd.	2,313,900.00	1,579,236.00	1,022,000.00	1,008,000.00
Nepal SBI Bank Ltd.	1,528,520.00	1,057,495.80	1,528,520.00	1,480,580.00
Global IME bank Ltd.	1,437,770.00	902,777.40	948,270.00	954,765.00
Machhapchre Bank Ltd.	860,000.00	575,564.00	-	-
Mega Bank Ltd	688,500.00	497,200.00	-	-
Neco Insurance Ltd.	976,500.00	558,670.00	-	-
Nepal life insurance Co. Ltd.	987,500.00	425,790.00	-	-
Prabhu Bank Ltd.	1,019,800.00	463,680.00	-	-
Total Investment in Equity Instruments	25,091,097.00	15,482,684.20	22,099,797.00	20,954,845.00

RASTRIYA BANIJYA BANK LIMITED

NOTES FORMING PART OF THE FINANCIAL STATEMENTS

4.6 Loan and Advances to BFIs

Particulars	Group		Bank	
	As at 32 Ashadh 2079	As at 31 Ashadh 2078	As at 32 Ashadh 2079	As at 31 Ashadh 2078
Domestic BFIs				
Loans to Microfinance Institutions	16,751,424,816	15,637,360,000	16,751,424,816	15,637,360,000
Other	-	-	-	-
Less: Allowances for impairment	217,640,862	203,285,680	217,640,862	203,285,680
Total	16,533,783,954	15,434,074,320	16,533,783,954	15,434,074,320

allowance on Loans and advances to BFIs have been considered as per NRB directive. All the loans to BFIs have been classified in pass category as per the requirement of NRB directive 02/2078.

4.6.1 Loan To MicroFinance Institutions

Particulars	Group		Bank	
	As at 32 Ashadh 2079	As at 31 Ashadh 2078	As at 32 Ashadh 2079	As at 31 Ashadh 2078
Principal	16,741,604,801	15,629,320,000	16,741,604,801	15,629,320,000
Interest Accrued	9,820,015	8,040,000	9,820,015	8,040,000
Total	16,751,424,816	15,637,360,000	16,751,424,816	15,637,360,000

4.6.2 Specific Allowance for Impairment

Balance at Shrawan 1	203,285,680	45,005,500	203,285,680	45,005,500
Impairment loss for the year:	-	-	-	-
Charge for the year	14,355,182	158,280,180	14,355,182	158,280,180
Recoveries/reversal	-	-	-	-
Amount written off	-	-	-	-
Balances at Ashad end	217,640,862	203,285,680	217,640,862	203,285,680

No individual loans to banks and micro finance has terms and conditions that significantly affect the amount, timing or certainty of consolidated cash flows of the Bank. These assets have been classified as loans and receivables and are subsequently measured at amortized costs. Risks associated with these assets are regularly assessed. These are interest bearing advances and the income on these assets is credited to statement of profit or loss under interest income.

4.7 Loans and advances to customers

Particulars	Group		Bank	
	As at 32 Ashadh 2079	As at 31 Ashadh 2078	As at 32 Ashadh 2079	As at 31 Ashadh 2078
Loans and advances to customers at amortised cost	217,704,410,748	184,989,457,582	217,704,410,748	184,989,457,582
Less: Impairment Allowances				
Collective Impairment	4,242,254,046	2,605,466,179	4,242,254,046	2,605,466,179
Individual Impairment	3,278,392,676	4,513,009,307	3,278,392,676	4,513,009,307
Net amount	210,183,764,026	177,870,982,096	210,183,764,026	177,870,982,096
Loan and advance measured at FVTPL	-	-	-	-
Total	210,183,764,026	177,870,982,096	210,183,764,026	177,870,982,096

Above impairment is as per NRB directive no.2 which is higher than total impairment computed as per NFRS 9 (read with subsequent carveouts). The note referring to impairment has been presented under point No. 4.7.4.Total provision for impairment as per NFRS 9 amounted to NPR 4,427,291,067.00 /- for FY 2078-79 and NPR 4,089,745,167 /- for FY 2077-78.

RASTRIYA BANIJYA BANK LIMITED NOTES FORMING PART OF THE FINANCIAL STATEMENTS

Particulars	Group		Bank	
	As at 32 Ashadh 2079	As at 31 Ashadh 2078	As at 32 Ashadh 2079	As at 31 Ashadh 2078
Loans and advances to Customer	212,785,749,677	180,341,791,772	212,785,749,677	180,341,791,772
Loans and advances to staff	3,687,775,915	3,411,701,106	3,687,775,915	3,411,701,106
Accrued Interest	1,230,885,156	1,235,964,704	1,230,885,156	1,235,964,704
Total	217,704,410,748	184,989,457,582	217,704,410,748	184,989,457,582

Impairment (Including loans & advances to BFIs)				
As per NRB Directive No. 2	7,738,287,584	7,321,761,166	7,738,287,584	7,321,761,166
As per NFRS	4,427,291,067	3,920,072,811	4,427,291,067	3,920,072,811

4.7.1 Analysis of loan and advance- By Product

Particulars	Group		Bank	
	As at 32 Ashadh 2079	As at 31 Ashadh 2078	As at 32 Ashadh 2079	As at 31 Ashadh 2078
Product				
Term loans	58,121,605,983	36,520,593,574	58,121,605,983	36,520,593,574
Overdraft	32,878,204,043	21,168,140,000	32,878,204,043	21,168,140,000
Trust receipt/Import loans	879,083,980	1,073,060,000	879,083,980	1,073,060,000
Demand and Other Working Capital loans	50,957,468,585	45,358,380,000	50,957,468,585	45,358,380,000
Personal residential loans	19,627,881,746	16,934,170,000	19,627,881,746	16,934,170,000
Real estate loans	-	13,116,700,000	-	13,116,700,000
Margin lending loans	4,623,245,518	6,720,710,000	4,623,245,518	6,720,710,000
Hire purchase loans	5,340,772,023	4,663,090,000	5,340,772,023	4,663,090,000
Deprived sector loans	16,695,747,729	14,865,220,000	16,695,747,729	14,865,220,000
Bills Purchased	8,521,746	30,132,972	8,521,746	30,132,972
Staff loans	3,687,775,915	3,411,701,106	3,687,775,915	3,411,701,106
Other	23,653,218,324	19,891,595,226	23,653,218,324	19,891,595,226
Sub Total	216,473,525,592	183,753,492,878	216,473,525,592	183,753,492,878
Interest Receivable	1,230,885,156	1,235,964,704	1,230,885,156	1,235,964,704
Grand Total	217,704,410,748	184,989,457,582	217,704,410,748	184,989,457,582

4.7.2 Analysis of loan and advance- By Currency

Particulars	Group		Bank	
	As at 32 Ashadh 2079	As at 31 Ashadh 2078	As at 32 Ashadh 2079	As at 31 Ashadh 2078
Nepalese rupee	217,704,410,748	184,989,457,582	217,704,410,748	184,989,457,582
Indian rupee	-	-	-	-
USD	-	-	-	-
GBP	-	-	-	-
Euro	-	-	-	-
JPY	-	-	-	-
Chinese Yuan	-	-	-	-
Other	-	-	-	-
Total	217,704,410,748	184,989,457,582	217,704,410,748	184,989,457,582

RASTRIYA BANIJYA BANK LIMITED

NOTES FORMING PART OF THE FINANCIAL STATEMENTS

4.7.3 Analysis of loan and advance- By Collateral

Particulars	Group		Bank	
	As at 32 Ashadh 2079	As at 31 Ashadh 2078	As at 32 Ashadh 2079	As at 31 Ashadh 2078
Movable / Immovable assets	175,212,840,000	153,571,843,574	175,212,840,000	153,571,843,574
Gold and silver	18,631,200,000	16,556,060,000	18,631,200,000	16,556,060,000
Guarantee of domestic B/Fis	-	-	-	-
Government Guarantee	-	-	-	-
Guarantee of international rated bank	-	-	-	-
Export document	-	-	-	-
Fixed Deposit receipts	1,287,560,000	467,780,000	1,287,560,000	467,780,000
Government securities	520,020,000	518,370,000	520,020,000	518,370,000
Personal guarantee	10,434,250,000	2,431,870,000	10,434,250,000	2,431,870,000
Collective Guarantee	390,000	1,160,000	390,000	1,160,000
Institutional Guarantee	2,029,995,199	-	2,029,995,199	-
Domestic Bills	-	13,170,000	-	13,170,000
Non-Governmental Securities	4,623,250,000	6,716,810,000	4,623,250,000	6,716,810,000
Import Bills and Letter of Credits	5,880,000	5,880,000	5,880,000	5,880,000
Other	40,364,478	58,848,198	40,364,478	58,848,198
Subtotal	212,785,749,677	180,341,791,772	212,785,749,677	180,341,791,772
Unsecured	-	-	-	-
Grand Total	212,785,749,677	180,341,791,772	212,785,749,677	180,341,791,772

The above figure excludes loan to staffs and Accrued Interest Receivable

4.7.4 Allowances for Impairment

Particulars	Group		Bank	
	As at 32 Ashadh 2079	As at 31 Ashadh 2078	As at 32 Ashadh 2079	As at 31 Ashadh 2078
Specific allowances for impairment	-	-	-	-
Balance at Shrawan 1	4,513,009,307	573,684,047	4,513,009,307	573,684,047
Impairment loss for the year:	-	-	-	-
Charge for the year	(1,234,616,631)	3,939,325,260	(1,234,616,631)	3,939,325,260
Recoveries/reversal during the year	-	-	-	-
Write-offs	-	-	-	-
Exchange rate variance on foreign currency	-	-	-	-
Other movement	-	-	-	-
Balance at Ashad end	3,278,392,676	4,513,009,307	3,278,392,676	4,513,009,307
Collective allowances for impairment	-	-	-	-
Balance at Shrawan 1	2,605,466,179	6,109,457,631	2,605,466,179	6,109,457,631
Impairment loss for the year:	-	-	-	-
Charge/(reversal) for the year	1,636,787,866	(3,503,991,452)	1,636,787,866	(3,503,991,452)
Exchange rate variance on foreign currency	-	-	-	-
Other movement	-	-	-	-
Balance at Ashad end	4,242,254,046	2,605,466,179	4,242,254,046	2,605,466,179
Total allowances for impairment	7,520,646,722	7,118,475,486	7,520,646,722	7,118,475,486

Above impairment is as per NRB directive no. 2 which is higher than total impairment computed as per NFRS 9.

RASTRIYA BANIJYA BANK LIMITED NOTES FORMING PART OF THE FINANCIAL STATEMENTS

4.8 Investment Securities

Particulars	Group		Bank	
	As at 32 Ashadh 2079	As at 31 Ashadh 2078	As at 32 Ashadh 2079	As at 31 Ashadh 2078
Investment securities measured at amortized cost	59,685,702,100	64,205,685,410	59,491,782,100	64,033,685,410
Investment in equity measured at FVTOCI	5,885,334,306	7,027,539,393	5,885,334,306	7,027,539,393
Other	-	-	-	-
	65,571,036,406	71,233,224,802	65,377,116,406	71,061,224,802

Investments made by the Bank in financial instruments have been presented under this account head in two categories i.e. investment securities measured at amortized cost and investment in equity measured at fair value through other comprehensive income. Investment in equity instruments is measured at fair value and changes in fair value shall be recognized in other comprehensive income. Where income from the investment is received in the form of bonus shares, the valuation of investment is made by increasing the number of shares only without changing in the cost of investment.

4.8.1 Investment securities measured at amortized cost

Particulars	Group		Bank	
	As at 32 Ashadh 2079	As at 31 Ashadh 2078	As at 32 Ashadh 2079"	As at 31 Ashadh 2078
Debt securities	933,855,801	415,076,591	926,635,801	415,076,591
Government bonds	25,591,715,249	24,740,517,661	25,591,715,249	24,740,517,661
Government treasury bills	32,973,431,050	38,878,091,158	32,973,431,050	38,878,091,158
Nepal Rastra Bank bonds	-	-	-	-
Nepal Rastra Bank deposits instruments	-	-	-	-
Other	186,700,000	172,000,000	-	-
Total	59,685,702,100	64,205,685,410	59,491,782,100	64,033,685,410

4.8.2 Investment securities measured through other comprehensive Income

Particulars	Group		Bank	
	As at 32 Ashadh 2079	As at 31 Ashadh 2078	As at 32 Ashadh 2079	As at 31 Ashadh 2078
Equity instruments				
Quoted equity securities	4,629,884,526	6,235,073,309	4,629,884,526	6,235,073,309
Unquoted equity securities	1,255,449,780	792,466,084	1,255,449,780	792,466,084
Less: specific allowances for impairment on Investment Securities	-	-	-	-
Total	5,885,334,306	7,027,539,393	5,885,334,306	7,027,539,393

RASTRIYA BANIJYA BANK LIMITED

NOTES FORMING PART OF THE FINANCIAL STATEMENTS

4.8.3 Information relating to investment in equities

Investment securities designated as at fair value through other comprehensive income

Equity instruments	Group				Bank			
	As at Ashadh 2079		As at Ashadh 2078		As at Ashadh 2079		As at Ashadh 2078	
	Cost	Fair Value	Cost	Fair Value	Cost	Fair Value	Cost	Fair Value
Investment in quoted equity								
National Life Insurance Co. Ltd.	-	385,797,779	18,928,039	646,714,672	-	385,797,779	18,928,039	646,714,672
668627 Shares of Rs 100 Each								
National Life Insurance Co. Ltd. P	115,584,730	1,173,997,325	96,656,691	1,651,235,535	115,584,730	1,173,997,325	96,656,691	1,651,235,535
341437 Shares of Rs 100 Each1								
RMDC Laghubitta Bittiya Sanstha Ltd.	8,295,000	98,862,276	8,295,000	113,257,397	8,295,000	98,862,276	8,295,000	113,257,397
197974 Shares of Rs 100 Each								
NLG Insurance Company Ltd.	11,576,337	120,489,460	11,576,337	254,154,060	11,576,337	120,489,460	11,576,337	254,154,060
252070 Shares of Rs 100 Each								
NLG Insurance Company Ltd. P	608,538	3,774,130	608,538	6,680,110	608,538	3,774,130	608,538	6,680,110
13250 Shares of Rs 100 Each								
Hydroelectricity Investment and Development Company Ltd	30,411,700	68,817,200	14,481,800	87,455,151	30,411,700	68,817,200	14,481,800	87,455,151
344086 Shares of Rs 100 Each								
Grameen Bikas Laghubitta Bittiya Sanstha Ltd.	22,549,400	101,585,047	22,549,400	138,115,075	22,549,400	101,585,047	22,549,400	138,115,075
225494 Shares of Rs 100 Each								
Nepal Lube Oil Limited	285,700	913,780	285,700	754,924	285,700	913,780	285,700	754,924
6068 Shares of Rs 100 Each								
United Insurance Co. (Nepal) Ltd.	7,243,200	26,989,200	7,243,200	55,135,080	7,243,200	26,989,200	7,243,200	55,135,080
77112 Shares of Rs 100 Each								
United Insurance Co. (Nepal) Ltd. P	41,044,800	91,138,416	41,044,800	156,216,060	41,044,800	91,138,416	41,044,800	156,216,060
436968 Shares of Rs 100 Each								
Butwal Power Company Limited P	856,800	2,648,136	7,040,775	7,435,670	856,800	2,648,136	7,040,775	7,435,670
13801 Shares of Rs 100 Each								
Butwal Power Company Limited	6,183,975	5,966,016	-	-	6,183,975	5,966,016		
Taragaon Regency Hotel Limited	30,000,000	94,500,000	30,000,000	120,000,000	30,000,000	94,500,000	30,000,000	120,000,000
300,000 Shares of Rs 100 Each								
Shree Ram Sugar Mills Limited	5,000,000	-	5,000,000	16,900,000	5,000,000	-	5,000,000	16,900,000
50,000 Shares of Rs 100 Each								
Gorakhkali Rubber Udhvyog Limited	14,983,275	-	14,983,275	-	14,983,275	-	14,983,275	-
199,777 Shares of Rs 75 Each								
Nepal Doorsanchar Company Limited	841,519	1,341,201	841,519	1,671,408	841,519	1,341,201	841,519	1,671,408
1526 Shares of Rs 100 Each								
First Micro Finance Laghubitta Bittiya Sanstha Limited	44,376,138	65,386,200	44,250,000	67,050,000	44,376,138	65,386,200	44,250,000	67,050,000
165000 Shares of Rs 100 Each								
National Microfinance Laghubitta Bittiya Sanstha Limited	49,781,499	132,825,591	49,781,499	148,227,420	49,781,499	132,825,591	49,781,499	148,227,420

RASTRIYA BANIJYA BANK LIMITED NOTES FORMING PART OF THE FINANCIAL STATEMENTS

Equity instruments	Group				Bank			
	As at Ashadh 2079		As at Ashadh 2078		As at Ashadh 2079		As at Ashadh 2078	
	Cost	Fair Value	Cost	Fair Value	Cost	Fair Value	Cost	Fair Value
115192 Shares of Rs 100 Each	-	-	-	-	-	-	-	-
Forward Microfinance Laghubitta Bittiya Sanstha Limited	49,801,556	124,712,933	49,801,556	72,020,000	49,801,556	124,712,933	49,801,556	72,020,000
87750 Shares of Rs 100 Each	-	-	-	-	-	-	-	-
Citizen Investment Trust	52,382,510	78,554,361	52,382,510	83,937,604	52,382,510	78,554,361	52,382,510	83,937,604
52415 Shares of Rs 100 Each	-	-	-	-	-	-	-	-
Neco Insurance Limited	140,424,640	1,085,518,905	140,424,640	1,538,370,626	140,424,640	1,085,518,905	140,424,640	1,538,370,626
2624816 Shares of Rs 100 Each	-	-	-	-	-	-	-	-
Laxmi Equity Fund	58,970,692	58,435,611	58,970,692	81,455,701	58,970,692	58,435,611	58,970,692	81,455,701
5897069 Units of Rs 10 Each	-	-	-	-	-	-	-	-
Sanima Equity Fund	12,500,000	15,937,500	12,500,000	20,987,500	12,500,000	15,937,500	12,500,000	20,987,500
1250000 Units of Rs 10 Each (Bank)	-	-	-	-	-	-	-	-
Citizens Mutual Fund - 1	20,000,000	17,600,000	20,000,000	25,160,000	20,000,000	17,600,000	20,000,000	25,160,000
2,000,000 Units of Rs 10 Each	-	-	-	-	-	-	-	-
NIC Asia Growth Fund	20,481,513	22,857,500	20,481,513	30,750,000	20,481,513	22,857,500	20,481,513	30,750,000
2048151 Unitss of Rs 10 Each	-	-	-	-	-	-	-	-
Siddhartha Equity Fund	9,677,480	9,561,350	9,677,480	13,596,859	9,677,480	9,561,350	9,677,480	13,596,859
967,748 Units of Rs 10 Each (Bank)	-	-	-	-	-	-	-	-
1,935,496 Units of Rs 10 Each (Group)	-	-	-	-	-	-	-	-
NABIL BALANCED FUND-2	50,000,000	53,900,000	50,000,000	70,500,000	50,000,000	53,900,000	50,000,000	70,500,000
5,000,000 Units of Rs 10 Each	-	-	-	-	-	-	-	-
Laxmi Unnati Kosh	80,272,193	76,745,290	80,272,193	101,310,205	80,272,193	76,745,290	80,272,193	101,310,205
8027750 Units of Rs 10 Each	-	-	-	-	-	-	-	-
Nibi Pragati Fund	-	-	67,273	116,899	-	-	67,273	116,899
7872 Units of Rs 10 Each	-	-	-	-	-	-	-	-
NMB 50	40,000,000	51,600,000	40,000,000	59,800,000	40,000,000	51,600,000	40,000,000	59,800,000
4,000,000 Units of Rs 10 Each	-	-	-	-	-	-	-	-
Sunrise First Mutual Fund	70,000,000	80,500,000	70,000,000	112,000,000	70,000,000	80,500,000	70,000,000	112,000,000
7,000,000 Units of Rs 10 Each	-	-	-	-	-	-	-	-
NIC Asia Balanced Fund	30,000,000	32,130,000	30,000,000	41,190,000	30,000,000	32,130,000	30,000,000	41,190,000
3,000,000 Units of Rs 10 Each	-	-	-	-	-	-	-	-
Siddhartha Investment Growth Scheme - 2	30,000,000	29,370,000	30,000,000	42,600,000	30,000,000	29,370,000	30,000,000	42,600,000
3,000,000 Units of Rs 10 Each	-	-	-	-	-	-	-	-
Sanima Large Cap Fund	100,000,000	93,200,000	100,000,000	105,000,000	100,000,000	93,200,000	100,000,000	105,000,000
10,000,000 Units of Rs 10 Each	-	-	-	-	-	-	-	-
NIBL Sahavagita Fund*	49,096,025	36,448,000	49,096,025	59,330,000	49,096,025	36,448,000	49,096,025	59,330,000
4909602 Units of Rs 10 Each	-	-	-	-	-	-	-	-
RBB MUTUAL FUND 1	162,500,000	150,637,500	130,000,000	130,000,000	162,500,000	150,637,500	130,000,000	130,000,000

RASTRIYA BANIJYA BANK LIMITED
NOTES FORMING PART OF THE FINANCIAL STATEMENTS


...तपाईंको आफ्नो बैंक

१७ औं वार्षिक प्रतिवेदन २०७८/०७९

Equity instruments	Group				Bank			
	As at Ashadh 2079		As at Ashadh 2078		As at Ashadh 2079		As at Ashadh 2078	
	Cost	Fair Value	Cost	Fair Value	Cost	Fair Value	Cost	Fair Value
16250000 Units of Rs 10 Each	-	-	-	-	-	-	-	-
NIBL Samridhhi Fund -2	36,721,232	31,837,306	36,721,232	39,695,650	36,721,232	31,837,306	36,721,232	39,695,650
3672123 Units of Rs 10 Each	-	-	-	-	-	-	-	-
Prabhu Select Fund	14,681,000	14,108,441	14,681,000	14,886,534	14,681,000	14,108,441	14,681,000	14,886,534
1468100 Units of Rs 10 Each	-	-	-	-	-	-	-	-
NIC Asia Select Fund 30	49,306,050	43,241,406	49,306,050	49,306,050	49,306,050	43,241,406	49,306,050	49,306,050
4930605 Units of Rs 10 Each	-	-	-	-	-	-	-	-
Sunrise Bluechip Fund	46,050,280	40,247,945	46,050,280	46,787,084	46,050,280	40,247,945	46,050,280	46,787,084
4,605,028 Units of Rs 10 Each	-	-	-	-	-	-	-	-
KUMARI EQUITY FUND	24,066,700	24,235,167	24,066,700	25,270,035	24,066,700	24,235,167	24,066,700	25,270,035
2406670 Units of Rs 10 Each	-	-	-	-	-	-	-	-
Nabil Balanced Fund-3	166,700	157,198	-	-	166,700	157,198	-	-
16670 Units of Rs 10 Each	-	-	-	-	-	-	-	-
Mega Mutual Fund -1	4,363,400	3,486,357	-	-	4,363,400	3,486,357	-	-
436340 Units of Rs 10 Each	-	-	-	-	-	-	-	-
436340 Units of Rs 10 Each	70,000,000	69,860,000	-	-	70,000,000	69,860,000	-	-
Kumari Dhanabridhhi Yojana*	-	-	-	-	-	-	-	-
7000000 Units of Rs 10 Each	-	-	-	-	-	-	-	-
NIC Asia Flexi Cap Fund*	10,000,000	9,970,000	-	-	10,000,000	9,970,000	-	-
1000000 Units of Rs 10 Each	-	-	-	-	-	-	-	-
Total (A)	1,621,084,580	4,629,884,527	1,488,065,716	6,235,073,309	1,621,084,580	4,629,884,527	1,488,065,716	6,235,073,309
Investment in unquoted equity								
Krishni Ayojana Sewa Kendra	200,000	-	200,000	-	200,000	-	200,000	-
200 Shares of Rs 1000 Each	-	-	-	-	-	-	-	-
Nepal Oil Corporation	100,000	20,273,042	100,000	24,188,720	100,000	20,273,042	100,000	24,188,720
56430 Shares of Rs 100 Each	-	-	-	-	-	-	-	-
Aarthik Sewa Kendra	1,250,000	-	1,250,000	-	1,250,000	-	1,250,000	-
12,500 Shares of Rs 100 Each	-	-	-	-	-	-	-	-
Nepal Stock Exchange	2,142,500	554,434,921	2,142,500	166,972,858	2,142,500	554,434,921	2,142,500	166,972,858
613632 Shares of Rs 100 Each	-	-	-	-	-	-	-	-
Ace Laboratories	138,000	-	138,000	-	138,000	-	138,000	-
1,380 Shares of Rs 100 Each	-	-	-	-	-	-	-	-
Nepal Credit Information Center	653,000	38,990,161	653,000	40,408,574	653,000	38,990,161	653,000	40,408,574
107107 Shares of Rs 100 Each	-	-	-	-	-	-	-	-
National Banking Training Institute	1,834,860	5,107,444	1,834,860	6,785,093	1,834,860	5,107,444	1,834,860	6,785,093
18349 Shares of Rs 100 Each	-	-	-	-	-	-	-	-
Nepal Clearing House Ltd.	2,500,000	30,750,142	2,500,000	19,508,864	2,500,000	30,750,142	2,500,000	19,508,864
94610 Shares of Rs 100 Each	-	-	-	-	-	-	-	-

RASTRIYA BANIJYA BANK LIMITED
NOTES FORMING PART OF THE FINANCIAL STATEMENTS

Equity instruments	Group				Bank			
	As at Ashadh 2079		As at Ashadh 2078		As at Ashadh 2079		As at Ashadh 2078	
	Cost	Fair Value	Cost	Fair Value	Cost	Fair Value	Cost	Fair Value
Krishni Chun Udyog								
500 Shares of Rs 1000 Each	500,000	-	500,000	-	500,000	-	500,000	-
Nepal Ausadhi Limited								
700 Shares of Rs 1000 Each	700,000	-	700,000	700,000	700,000	-	700,000	700,000
Audhgov Kshetra Byawashatpan Company								
93,645 Shares of Rs 100 Each	9,364,000	71,264,781	9,364,000	11,142,819	9,364,000	71,264,781	9,364,000	11,142,819
Nepal Metal Company Ltd								
199,400 Shares of Rs 10 Each	1,994,000	-	1,994,000	1,994,000	1,994,000	-	1,994,000	1,994,000
Balaju Yentrasala Pvt Ltd								
9,452 Shares of Rs 100 Each	945,200	945,200	945,200	945,200	945,200	945,200	945,200	945,200
Nepal Ban Nigam Limited	600,000	8,684,088	600,000	19,819,955	600,000	8,684,088	600,000	19,819,955
43310 Shares of Rs 100 Each	-	-	-	-	-	-	-	-
HIMALAYAN REINSURANCE LIMITED	500,000,000	500,000,000	500,000,000	500,000,000	500,000,000	500,000,000	500,000,000	500,000,000
5000000 Units of Rs 10 Each	25,000,000	25,000,000	-	-	25,000,000	25,000,000	-	-
Adhyanta Fund Management Public Limited	-	-	-	-	-	-	-	-
500000 Units of Rs 50 Each	-	-	-	-	-	-	-	-
Total (B)	547,921,560	1,255,449,780	522,921,560	792,466,084	547,921,560	1,255,449,780	522,921,560	792,466,084
Investment in preference shares								
Everest Food Ltd Pref Share	10,000,000	-	10,000,000	-	10,000,000	-	10,000,000	-
100,000 Shares of Rs 100 Each	-	-	-	-	-	-	-	-
Total (C)	10,000,000	-	10,000,000	-	10,000,000	-	10,000,000	-
Total (A+B+C)	2,179,006,140	5,885,334,306	2,020,987,276	7,027,539,393	2,179,006,140	5,885,334,306	2,020,987,276	7,027,539,393

RASTRIYA BANIJYA BANK LIMITED NOTES FORMING PART OF THE FINANCIAL STATEMENTS

4.9 Current Tax Assets

Particulars	Group		Bank	
	As at 32 Ashadh 2079	As at 31 Ashadh 2078	As at 32 Ashadh 2079	As at 31 Ashadh 2078
Current Tax Assets				
Current year income tax assets	1,792,956,067	1,286,019,925	1,791,990,612	1,278,500,611
Tax assets of prior periods	10,387,836,335	9,109,335,724	10,387,836,335	9,109,335,724
	12,180,792,402	10,395,355,649	12,179,826,947	10,387,836,335
Current Tax Liabilities				
Current year income tax liabilities	1,497,378,621	592,595,799	1,497,378,621	584,736,676
Tax liabilities of prior periods	7,045,951,266	6,461,214,590	7,045,951,266	6,461,214,590
	8,543,329,887	7,053,810,390	8,543,329,887	7,045,951,266
Net current tax assets/ (liabilities)	3,637,462,515	3,341,545,260	3,636,497,060	3,341,885,069

Current Tax Assets includes advance income tax paid by the Bank under self assessment tax returns filed as per the provisions of Income Tax Act 2058 and tax deducted at source (TDS) on behalf of the Bank. Similarly, the current income tax liabilities includes the tax payable to the Government computed as per the provision of the Income Tax Act 2058.

4.10 Investment in subsidiaries

Particulars	As at 32 Ashadh 2079	As at 31 Ashadh 2078
Investment in quoted subsidiaries	-	-
Investment in unquoted subsidiaries	205,000,000	205,000,000
Total Investment	205,000,000	205,000,000
Less: Impairment allowances	5,000,000	5,000,000
Net Carrying amount	200,000,000	200,000,000

4.10.1 Investment in Quoted Subsidiaries

Particulars	As at 32 Ashadh 2079		As at 31 Ashadh 2078	
	Cost	Fair Value	Cost	Fair Value
	-	-	-	-
Total	-	-	-	-

The Bank's subsidiaries are not listed on the stock exchange as on the reporting date.

4.10.2 Investment in Unquoted Subsidiaries

Particulars	As at 32 Ashadh 2079		As at 31 Ashadh 2078	
	Cost	Fair Value	Cost	Fair Value
RBB Merchant Banking Limited (2,000,000 shares of Rs 100 each)	200,000,000	161,787,943	200,000,000	217,980,000
Everest Food Limited (50,000 shares of Rs 100 each)	5,000,000	-	5,000,000	-
Total	205,000,000	161,787,943	205,000,000	217,980,000
Less: Impairment allowances	5,000,000	-	5,000,000	-
Net Carrying amount	200,000,000	161,787,943	200,000,000	217,980,000

RASTRIYA BANIJYA BANK LIMITED NOTES FORMING PART OF THE FINANCIAL STATEMENTS

4.10.3 Information relating to subsidiaries of the bank

Less: specific allowances for impairment on Investment Securities Percentage of Ownership by Bank

Particulars	As at 32 Ashadh 2079	As at 31 Ashadh 2078
RBB Merchant Banking Limited	100%	100%
Everest Food Limited	57%	57%
	100%	100%

4.10.4 Non Controlling Interest of the subsidiaries

Particulars	As at 32 Ashadh 2079 RBB Merchant Banking	As at 31 Ashadh 2078 RBB Merchant Banking
Equity interest held by NCI (%)	-	-
Profit/(loss) allocated during the year	-	-
Accumulated balance of NCI as on ashar end	-	-
Dividend paid to NCI	-	-

As subsidiary of the Bank (RBB Merchant Banking Limited) is wholly owned subsidiary, non controlling interest doesn't exist on the reporting date and Everest Food Limited, being a defunct company not considered for consolidation

4.11 Investment in Associates

Particulars	Group		Bank	
	As at 32 Ashadh 2079	As at 31 Ashadh 2078	As at 32 Ashadh 2079	As at 31 Ashadh 2078
Investment in quoted associates	-	-	-	-
Investment in unquoted associates	306,048,710	307,127,767	268,217,200	268,217,200
Total Investment	306,048,710	307,127,767	268,217,200	268,217,200
Less: Impairment allowances	62,106,100	62,106,100	62,106,100	62,106,100
Net Carrying amount	243,942,610	245,021,667	206,111,100	206,111,100

4.11.1 Investment in quoted associates

Particulars	As at 32 Ashadh 2079		As at 31 Ashadh 2078	
	Cost	Fair Value	Cost	Fair Value
Investment in quoted associates	-	-	-	-
Total	-	-	-	-

4.11.2 Investment in Unquoted associates

Particulars	As at 32 Ashadh 2079		As at 31 Ashadh 2078	
	Cost	Fair Value	Cost	Fair Value
Butwal Suti Dhago Udhyog	25,214,000	-	25,214,000	-
Rastra Utthan Laghubitta Bittiya Sanstha Ltd.	55,000,000	107,231,481	55,000,000	55,000,000
Himal Cement Company	36,892,100	-	36,892,100	-
Nepal Digital Payment Co. Ltd.	151,111,100	136,711,129	151,111,100	151,111,100
Total	268,217,200	243,942,610	268,217,200	206,111,100

RASTRIYA BANIJYA BANK LIMITED

NOTES FORMING PART OF THE FINANCIAL STATEMENTS

4.11.3 Information relating to associates of the bank

Particulars	Percentage of Ownership by Bank	
	As at 32 Ashadh 2079	As at 31 Ashadh 2078
Less: specific allowances for impairment on Investment Securities		
Butwal Suti Dhago Udhayog	20.00%	20.00%
Himal Cement Company	80.90%	80.90%
Rastra Utthan Laghubitta Bittiya Sanstha Ltd	21.15%	21.15%
Nepal Digital Payment Co. Ltd.	37.78%	37.78%

Refer Note 5.20 for investment in Himal Cement Company.

4.11.4 Equity value of associates

Particulars	As at 32 Ashadh 2079	As at 31 Ashadh 2078
Butwal Suti Dhago Udhayog	25,214,000	25,214,000
Himal Cement Company	36,892,100	36,892,100
Rastra Utthan Laghubitta Bittiya Sanstha Ltd	107,231,481	93,163,699
Nepal Digital Payment Co. Ltd.	136,711,129	151,857,968
Balance	306,048,710	307,127,767
Less: Impairment	(62,106,100)	(62,106,100)
Net Equity Value	243,942,610	245,021,667

Refer note 5.25 for detail of associate.

4.12 Investment Property

Particulars	Group		Bank	
	As at 32 Ashadh 2079	As at 31 Ashadh 2078	As at 32 Ashadh 2079	As at 31 Ashadh 2078
Investment properties measured at fair value				
Balance as on Sharwan 1,	-	-	-	-
Addition/disposal during the year	-	-	-	-
Net changes in fair value during the year	-	-	-	-
Adjustment/transfer	-	-	-	-
Net amount	-	-	-	-
Investment properties measured at cost				
Balance as on Sharwan 1,	124,574,883	109,378,538	124,574,883	109,378,538
Addition/disposal during the year	53,107,630	16,653,000	53,107,630	16,653,000
Adjustment/transfer	-	(1,456,655)	-	(1,456,655)
Accumulated Depreciation	-	-	-	-
Accumulated Impairment Loss	(417,073)	-	(417,073)	-
Net amount	177,265,441	124,574,883	177,265,441	124,574,883
Total	177,265,441	124,574,883	177,265,441	124,574,883

Refer note 5.10 for partywise details of Non Banking Assets as at reporting date.

RASTRIYA BANIJYA BANK LIMITED NOTES FORMING PART OF THE FINANCIAL STATEMENTS

4.13 Property and Equipment

Particulars	Group								Total Ashadh End 2079	Total Ashadh End 2078
	Freehold land	Buildings	Leasehold Assets	Computer & Accessories	Vehicles	Furniture & Fixtures	Machinery	Equipment & Others		
Cost or deemed cost										
Balance at 31 Ashadh 2077	188,828,496	327,806,645	124,228,411	494,525,069	402,826,564	285,751,654	-	708,545,007	-	2,532,511,846
Additions										
Acquisition during the year	-	471,965	38,830,173	86,222,761	1,600,000	40,258,620	-	144,890,819	-	312,274,339
Capitalization	-	-	-	-	-	-	-	-	-	-
Assets acquired through business combination	-	-	-	-	-	-	-	-	-	-
Adjustment	-	-	(2,349,681)	(4,225,370)	(201,104)	(5,587,892)	-	(5,917,125)	-	(18,281,172)
Disposals	-	-	-	(999,039)	-	6,000	-	993,039	-	-
Others	-	-	-	54,140	(109,031)	125,379	-	527,790	-	598,278
Balance at 31 Ashadh 2078	188,828,496	328,278,610	160,708,903	575,577,561	404,116,429	320,553,761	-	849,039,530	-	2,827,103,291
Additions										
Acquisition during the year		6,767,090	28,795,336	15,240,064	3,309,031	30,954,361	-	1,449,127,585	1,534,193,465	-
Capitalization										-
Assets acquired through business combination										-
Disposals	(366,984)	-	-	(6,752,206)	(10,665,992)	(7,659,786)	-	(8,951,065)	(34,396,032)	-
Adjustment										-
Others										-
Balance at 32 Ashadh 2079	188,461,513	335,045,700	189,504,239	584,065,419	396,759,468	343,848,336	-	2,289,216,050	4,326,900,724	-

RASTRIYA BANIJYA BANK LIMITED
NOTES FORMING PART OF THE FINANCIAL STATEMENTS


...तपाईंको आफ्नै बैंक

१७ औं वार्षिक प्रतिवेदन २०७८/०७९

Particulars	Freehold land	Buildings	Leasehold Assets	Computer & Accessories	Vehicles	Furniture & Fixtures	Machinery	Equipment & Others	Total Ashadh End 2079	Total Ashadh End 2078
Accumulated depreciation and impairment										
Balance at 31 Ashadh 2077	-	176,473,770	47,402,276	368,151,245	150,587,908	186,097,967	-	423,248,621	-	1,351,961,787
Depreciation Charge for the Year	-	3,541,796	26,354,515	40,947,352	45,657,563	33,264,020	-	98,255,790	-	248,021,037
Impairment for the Year	-	-	-	-	-	-	-	-	-	-
Others	-	-	-	(811,401)	-	3	-	811,397	-	-
Disposals	-	-	(207,059)	(3,767,454)	(191,049)	(4,389,230)	-	(4,979,219)	-	(13,534,011)
Balance at 31 Ashadh 2078	-	180,015,567	73,549,732	404,519,742	196,054,422	214,972,760	-	517,336,590	-	1,586,448,813
Depreciation Charge for the Year	-	3,565,780	29,841,648	50,541,648	45,228,482	35,642,509	-	376,342,130	-	541,162,198
Impairment for the Year	-	-	-	-	-	-	-	-	-	-
Others	-	-	-	-	-	-	-	-	-	-
Disposals	-	-	84,258	(6,625,081)	(10,040,103)	(7,373,477)	-	(8,278,245)	-	(32,232,649)
Balance at 32 Ashadh 2079	-	183,581,347	103,475,637	448,436,309	231,242,801	243,241,792	-	885,400,476	2,095,378,363	-
Capital Work in Progress as at 31 Ashadh 2077	-	378,785,483	-	-	-	-	-	-	-	378,785,483
Capital Work in Progress as at 31 Ashadh 2078	-	607,872,444	-	-	-	-	-	-	-	607,872,444
Capital Work in Progress as at 32 Ashadh 2079	-	939,518,256	-	-	-	-	-	-	-	939,518,256
Net Book Value	Freehold land	Buildings	Leasehold Assets	Computer & Accessories	Vehicles	Furniture & Fixtures	Machinery	Equipment & Others	Total	
Balance at Ashadh end 2077	188,828,496	530,118,358	76,826,135	126,373,824	252,238,656	99,653,687	-	285,296,386	1,559,335,542	
Balance at Ashadh end 2078	188,828,496	756,135,487	87,159,172	171,057,819	208,062,007	105,581,001	-	331,702,940	1,848,526,922	
Balance at Ashadh end 2079	188,461,513	1,090,982,609	86,028,602	135,629,109	165,516,667	100,606,544	-	1,403,815,574	3,171,040,617	

RASTRIYA BANIJYA BANK LIMITED NOTES FORMING PART OF THE FINANCIAL STATEMENTS

4.13 Property, Plant & Equipment (PPE)

Particulars	Bank								
	Freehold land	Buildings	Leasehold Assets	Computer & Accessories	Vehicles	Furniture & Fixtures	Machinery	Equipment & Others	Total Ashadh End 2078
Cost or deemed cost									
Balance at 31 Ashadh 2077	188,828,496	327,806,645	124,228,411	492,350,940	400,160,664	283,189,714	-	708,545,007	-
Additions									
Acquisition during the year	-	471,965	38,830,173	85,842,761	1,600,000	39,001,496	-	144,890,819	310,637,215
Capitalization	-	-	-	-	-	-	-	-	-
Assets acquired through business combination	-	-	-	-	-	-	-	-	-
Disposals	-	-	(2,349,681)	(4,225,370)	(201,104)	(5,564,997)	-	(5,917,125)	(18,258,277)
Adjustment	-	-	-	(999,039)	-	6,000	-	993,039	-
Others	-	-	-	54,140	(109,031)	125,379	-	527,790	598,278
Balance at 31 Ashadh 2078	188,828,496	328,278,610	160,708,903	573,023,432	401,450,529	316,757,593	-	849,039,530	2,818,087,093
Additions									
Acquisition during the year		6,767,090	28,600,509	15,198,367	3,309,031	30,894,361		1,449,127,585	1,533,896,941
Capitalization									-
Assets acquired through business combination									-
Disposals	(366,984)			(6,752,206)	(10,665,992)	(7,659,786)		(8,951,065)	(34,396,032)
Adjustment (Reclassification)									-
Others									-
Balance at 32 Ashadh 2079	188,461,513	335,045,700	189,309,412	581,469,593	394,093,568	339,992,167	-	2,289,216,050	4,317,588,002

RASTRITYA BANIJYA BANK LIMITED
NOTES FORMING PART OF THE FINANCIAL STATEMENTS

Particulars	Freehold land	Buildings	Leasehold Assets	Computer & Accessories	Vehicles	Furniture & Fixtures	Machinery	Equipment & Others	Total Ashadh End 2079	Total Ashadh End 2078
Accumulated depreciation and impairment										
Balance at 31 Ashadh 2077	-	176,473,770	47,402,276	367,151,043	149,082,368	184,815,541	-	423,248,621	-	1,348,173,620
Depreciation Charge for the Year	-	3,541,796	26,354,515	40,676,238	45,425,491.40	32,777,582	-	98,255,790	-	247,031,412
Impairment for the Year	-	-	-	-	-	-	-	-	-	-
Others	-	-	-	(811,401)	-	-	-	811,397	-	(3)
Disposals	-	-	(207,059)	(3,767,454)	(191,049)	(4,389,227)	-	(4,979,219)	-	(13,534,007)
Balance at 31 Ashadh 2078	-	180,015,567	73,549,732	403,248,426	194,316,810	213,203,896	-	517,336,590	-	1,581,671,021
Depreciation Charge for the Year	-	3,565,780	29,826,169	50,277,911	45,042,824	35,133,505	-	376,342,130	-	540,188,320
Impairment for the Year	-	-	-	-	-	-	-	-	-	-
Others	-	-	-	-	-	-	-	-	-	-
Disposals/Adj	-	-	84,258	(6,625,081)	(10,040,103)	(7,373,477)	-	(8,278,245)	(32,232,649)	-
Balance at 32 Ashadh 2079	-	183,581,347	103,460,158	446,901,257	229,319,531	240,963,924	-	885,400,476	2,089,626,693	-
Capital Work in Progress as at 31 Ashadh 2077	-	378,785,483	-	-	-	-	-	-	378,785,483	-
Capital Work in Progress as at 31 Ashadh 2078	-	607,872,444	-	-	-	-	-	-	607,872,444	-
Capital Work in Progress as at 32 Ashadh 2079	-	939,518,256	-	-	-	-	-	-	939,518,256	-
Net Book Value	Freehold land	Buildings	Leasehold Assets	Computer & Accessories	Vehicles	Furniture & Fixtures	Machinery	Equipment & Others	Total	
Balance at 32 Ashadh 2077	188,828,496	530,118,358	76,826,135	125,199,896	251,078,296	98,374,173	-	-	285,296,386	1,555,721,741
Balance at 31 Ashadh 2078	188,828,496	756,135,487	87,159,172	169,775,006	207,133,719	103,553,696	-	-	331,702,940	1,844,288,516
Balance at 32 Ashadh 2079	188,461,513	1,090,982,609	85,849,254	134,568,336	164,774,037	99,028,243	-	-	1,403,815,574	3,167,479,565

RASTRIYA BANIJYA BANK LIMITED NOTES FORMING PART OF THE FINANCIAL STATEMENTS

4.14 Goodwill & Intangible Assets

Particulars	Group					
	Software			Other	As at Ashadh end 2079	As at Ashadh end 2078
	Goodwill	Purchased	Developed			
Cost						
Balance at 31 Ashadh 2077	-	73,895,084	-	-		73,895,084
Additions:	-		-	-		
Acquisition	-	32,747,398	-	-		32,747,398
Assets acquired through business combination	-	-	-	-	-	-
Capitalization	-	-	-	-	-	-
Disposals or classified as held for sale	-	-	-	-	-	-
Adjustment	-	-	-	-	-	-
Balance as on 31 Ashadh 2078	-	106,642,482	-	-	106,642,482	106,642,482
Additions		13,902,477			13,902,477	-
Acquisition					-	-
Assets acquired through business combination					-	-
Capitalization					-	-
Disposals or classified as held for sale					-	-
Adjustment					-	-
Balance as on 32 Ashadh 2079	-	120,544,959	-	-	120,544,959	
Depreciation and Impairment						
Balance at 31 Ashadh 2077	-	30,225,429	-	-		30,225,429
Depreciation charge for the Year	-	17,229,106	-	-		17,229,106
Disposals	-	-	-	-		-
Adjustment	-	-	-	-		-
Balance as on 31 Ashadh 2078	-	47,454,535	-	-		47,454,535
Depreciation charge for the Year		19,319,889			19,319,889	
Disposals					-	
Adjustment					-	
Balance as on 32 Ashadh 2079	-	66,774,423	-	-	66,774,423	
Capital Work in Progress	-	-	-	-	-	-
Net Book Value						
At 31 Ashadh 2077					43,669,655	
At 31 Ashadh 2078					59,187,947	
At 32 Ashadh 2079					53,770,535	

RASTRIYA BANIJYA BANK LIMITED

NOTES FORMING PART OF THE FINANCIAL STATEMENTS

4.14 Intangible Assets

Particulars	Bank					
	Software			Other	As at Ashadh end 2079	As at Ashadh end 2078
	Goodwill	Purchased	Developed			
Cost						
Balance as on 31 Ashadh 2077	-	72,908,899	-	-		72,908,899
Additions						
Acquisition		31,991,140	-			31,991,140
Assets acquired through business combination						-
Capitalization						-
Disposals or classified as held for sale						-
Adjustment						-
Balance as on 31 Ashadh 2078	-	104,900,039	-	-	104,900,039	104,900,039
Additions		13,450,477			13,450,477	
Acquisition						-
Assets acquired through business combination						-
Capitalization						-
Disposals or classified as held for sale						-
Adjustment						-
Balance as on 32 Ashadh 2079	-	118,350,516	-	-	118,350,516	
Depreciation and Impairment						
Balance as on 31 Ashadh 2077	-	30,022,236	-	-		30,022,236
Depreciation charge for the Year		17,008,776				17,008,776
Disposals						-
Adjustment						-
Balance as on 31 Ashadh 2078	-	47,031,012	-	-		47,031,012
Depreciation charge for the Year		18,911,093			18,911,093	
Disposals						-
Adjustment						-
Balance as on 32 Ashadh 2079		65,942,105			65,942,105	
Capital Work in Progress	-	-	-	-	-	-
Net Book Value						
At 31 Ashadh 2077					42,886,663	
At 31 Ashadh 2078					57,869,027	
At 32 Ashadh 2079					52,408,411	

RASTRIYA BANIJYA BANK LIMITED NOTES FORMING PART OF THE FINANCIAL STATEMENTS

4.15 Deferred tax

Deferred Tax Assets/Liabilities	Group		Bank	
	As at 32 Ashadh 2079	As at 31 Ashadh 2078	As at 32 Ashadh 2079	As at 31 Ashadh 2078
Deferred tax assets	4,481,528	2,541	14,822,294	-
Deferred tax liabilities	320,002,617	847,757,900	334,824,911	847,757,900
Deferred tax	(315,521,089)	(847,755,359)	(320,002,617)	(847,757,900)

Current Year (2078-79)

Particulars	Group			Bank		
	Deferred Tax Assets	Deferred Tax Liabilities	Net Deferred Tax Assets/(Liabilities)	Deferred Tax Assets	Deferred Tax Liabilities	Net Deferred Tax Assets/(Liabilities)
Deferred tax on temporary differences on following items						
Loan and advance to BFls	-	-	-	-	-	-
Loan and advance to customers	-	(2,316,422)	2,316,422	(2,316,422)	2,316,422.00	
Investment Properties	125,122	-	125,122	125,122		125,122.00
Investment Securities	20,131,830	-	20,131,830	20,131,830	-	20,131,830.00
Property & Equipment	4,481,528	(308,211,868)	(303,730,340)		(308,211,868)	(308,211,868.00)
Employees' defined benefit plan	618,388,248	-	618,388,248	618,388,248	-	618,388,248.00
Lease Liabilities	352,868,223	-	352,868,223	352,868,223		352,868,223.00
Provisions	-	-	-			-
Other temporary differences	112,715,051	-	112,715,051	112,715,051	-	112,715,051.00
Investment held through Other Comprehensive Income	-	(1,118,335,645)	(1,118,335,645)		(1,118,335,645)	(1,118,335,645.00)
Deferred tax on temporary differences	1,108,710,002	(1,428,863,935)	(315,521,090)	1,104,228,474	(1,428,863,935)	(320,002,617)
Deferred tax on carry forward of unused tax losses						-
Deferred tax due to changes in tax rate						-
Net Deferred tax asset/liabilities as on Ashadh 32, 2079			(315,521,090)			(320,002,617)
Deferred tax (asset)/liabilities as on Shrawan 1, 2078			(847,755,360)			(847,757,899)
Origination/(Reversal) during the year			532,234,271			527,755,282
Deferred tax expense/(income) recognised in profit or loss			330,345,923			334,824,911
Deferred tax expense/(income) recognised in other comprehensive income			(862,580,194)			(862,580,193)
Deferred tax expense/(income) recognised in equity			-			-

RASTRIYA BANIJYA BANK LIMITED

NOTES FORMING PART OF THE FINANCIAL STATEMENTS

Previous Year (2077-78)

Particulars	Group			Bank		
	Deferred Tax Assets	Deferred Tax Liabilities	Net Deferred Tax Assets/ (Liabilities)	Deferred Tax Assets	Deferred Tax Liabilities	Net Deferred Tax Assets/ (Liabilities)
Deferred tax on temporary differences on following items						
Loan and advance to BFIs	-	-	-	-	-	-
Loan and advance to customers	2,314,548	-	2,314,548	2,314,548		2,314,548
Investment Properties	-	-	-	-	-	-
Investment Securities	20,131,830	-	20,131,830	20,131,830		20,131,830
Property & Equipment	18,509,434	254,355	18,255,079	18,350,948		18,350,948
Employees' defined benefit plan	478,157,101	217,896	477,939,205	478,157,101		478,157,101
Lease Liabilities	15,772,500	27,180	15,745,320	15,772,500	-	15,772,500
Provisions	-	-	-	-		-
Other temporary differences	131,081,552	-	131,081,552	131,081,552	-	131,081,552
Investment held through Other Comprehensive Income	-	1,513,222,894	(1,513,222,894)		1,513,566,378	(1,513,566,378)
Deferred tax on temporary differences	665,966,965	1,513,722,326	(847,755,360)	665,808,479	1,513,566,378	(847,757,899)
Deferred tax on carry forward of unused tax losses				-	-	-
Deferred tax due to changes in tax rate				-	-	-
Net Deferred tax asset/ liabilities as on Ashadh 31, 2078			(847,755,359)			(847,757,900)
Deferred tax (asset)/ liabilities as on Sawan 1 2077			647,565,217			647,026,144
Origination/(Reversal) during the year			(1,495,320,576)			(1,494,784,044)
Deferred tax expense/ (income) recognised in profit or loss			875,497,479			874,960,947
Deferred tax expense/ (income) recognised in other comprehensive income			619,823,097			619,823,097
Deferred tax expense/ (income) recognised in directly in equity			-			-

RASTRYA BANIJYA BANK LIMITED NOTES FORMING PART OF THE FINANCIAL STATEMENTS

4.16 Other Assets

Other Assets	Group		Bank	
	As at 32 Ashadh 2079	As at 31 Ashadh 2078	As at 32 Ashadh 2079	As at 31 Ashadh 2078
Assets held for sale	-	-	-	-
Other non banking assets	-	-	-	-
Bills receivable	-	-	-	-
Accounts receivable	540,323,219	480,641,161	534,782,308	474,430,170
Accrued Income	-	-	-	-
Prepayments and Deposit	71,265,919	70,923,816	71,264,959	70,799,692
Income Tax Deposit	2,033,529,579	1,984,725,488	2,033,529,579	1,984,725,488
Deferred Employee expenditure	2,197,696,818	1,218,025,270	2,197,696,818	1,218,025,270
Other	1,572,471,554	231,844,724	1,567,689,446	233,313,268
Total	6,415,287,088	3,986,160,458	6,404,963,110	3,981,293,887

4.16.1 Accounts receivable

Accounts Receivable shown above comprises the amount of accrued commission, drafts paid, transit items and other receivables.

Particulars	Group		Bank	
	As at 32 Ashadh 2079	As at 31 Ashadh 2078	As at 32 Ashadh 2079	As at 31 Ashadh 2078
Commission Receivable	61,571,114	64,081,137	61,571,114	64,081,137
Pension Receivable	167,346,134	120,579,329	167,346,134	120,579,329
Card Receivables	-	(26,396,335)	-	(26,396,335)
Dividend Receivable	6,459,529	6,459,529	6,459,529	6,459,529
Other Receivables	49,184,085	50,850,680	49,184,085	50,850,680
Claim for Subsidy Loan	92,373,918	65,100,484	92,373,918	65,100,484
Sundry Debtors	80,920,943	114,244,351	75,380,032	108,033,360
Other Transit item (including cheques)	-	4,836,012	-	4,836,012
Drafts Paid Without Notice	82,467,497	80,885,975	82,467,497	80,885,975
Total	540,323,219	480,641,161	534,782,308	474,430,170

4.16.2 Prepayments and Deposit

Prepayments and Deposit comprise of the following items:

Particulars	Group		Bank	
	As at 32 Ashadh 2079	As at 31 Ashadh 2078	As at 32 Ashadh 2079	As at 31 Ashadh 2078
Prepayments	61,601,168	62,033,452	61,600,209	61,909,328
Telephone and Other deposits	9,664,750	8,890,364	9,664,750	8,890,364
Total	71,265,919	70,923,816	71,264,959	70,799,692

RASTRIYA BANIJYA BANK LIMITED

NOTES FORMING PART OF THE FINANCIAL STATEMENTS

4.16.3 Other

Others include the following:

Particulars	Group		Bank	
	As at 32 Ashadh 2079	As at 31 Ashadh 2078	As at 32 Ashadh 2079	As at 31 Ashadh 2078
Stationery Stock	56,372,281	73,650,486	56,372,281	73,650,486
Cash in Transit	1,672,924	2,623,220	1,672,924	2,623,220
Expenses not Written Off	-	-	-	-
Others				
Draft	-	-	-	-
Government Transaction	1,345,260,385	-	1,345,260,385	-
Advance to Staff	53,419,624	22,550,023.88	53,419,624	22,550,023.88
Bullion	48,699	49,396	48,699	49,396
Others	115,697,641	132,971,597	110,915,533	134,440,143
Pension Payment to NG Ex-employees	-	-	-	-
Pension Payment to Defence Staffs	-	-	-	-
Total	1,572,471,554	231,844,722	1,567,689,446	233,313,268

4.17 Due to Banks and financial Institution

Particulars	Group		Bank	
	As at 32 Ashadh 2079	As at 31 Ashadh 2078	As at 32 Ashadh 2079	As at 31 Ashadh 2078
Money Market Deposits	-	-	-	-
Interbank Borrowing	3,509,870,822	-	3,509,870,822	-
Other deposits from BFIs	1,238,970,000	2,369,240,000	1,238,970,000	2,369,240,000
Settlement and clearing accounts	-	-	-	-
Total	4,748,840,822	2,369,240,000	4,748,840,822	2,369,240,000

The balances in accounts maintained with the Bank by other local financial institution have been presented under this head. Interbank borrowing, interbank deposit, balances on settlement and clearing accounts as well as other amount due to bank and financial institution is presented under due to bank and financial institutions.

4.18 Due to Nepal Rastra Bank

Particulars	Group		Bank	
	As at 32 Ashadh 2079	As at 31 Ashadh 2078	As at 32 Ashadh 2079	As at 31 Ashadh 2078
Refinance from NRB	7,060,736,189	3,794,077,090	7,060,736,189	3,794,077,090
Standing Liquidity Facility	17,000,000,000	-	17,000,000,000	-
Lender of last resort facility from NRB	-	-	-	-
Securities sold under repurchase agreement	-	-	-	-
Other payable to NRB	-	-	-	-
Total	24,060,736,189	3,794,077,090	24,060,736,189	3,794,077,090

RASTRIYA BANIJYA BANK LIMITED NOTES FORMING PART OF THE FINANCIAL STATEMENTS

4.19 Derivative financial instruments

Particulars	Group		Bank	
	As at 32 Ashadh 2079	As at 32 Ashadh 2078	As at 32 Ashadh 2079	As at 31 Ashadh 2078
Held for Trading				
Interest Rate Swap	-	-	-	-
Currency Swap	-	-	-	-
Forward exchange Contract	-	-	-	-
Others	-	-	-	-
Held for risk management	-	-	-	-
Interest Rate Swap	-	-	-	-
Currency Swap	-	-	-	-
Forward exchange Contract	-	-	-	-
Others	-	-	-	-

4.20 Deposit from Customers

Particulars	Group		Bank	
	As at 32 Ashadh 2079	As at 31 Ashadh 2078	As at 32 Ashadh 2079	As at 31 Ashadh 2078
Institutions Customers				
Term Deposit	15,126,220,000	27,546,100,000	15,126,220,000	27,556,100,000
Call Deposit	14,446,016,559	15,241,850,000	14,475,220,000	15,241,850,000
Current Deposit	49,604,020,000	66,379,475,887	49,604,020,000	66,393,890,000
Other	47,420,000	492,182,169	47,420,000	492,182,169
Saving	-	-	-	-
Margin	1,219,670,000	964,090,000	1,219,670,000	964,090,000
Individual Customers				
Term Deposit	47,273,831,255	21,352,200,000	47,273,831,255	21,352,200,000
Saving Deposit	115,687,456,989	130,643,180,000	115,687,456,989	130,643,180,000
Current Deposit	14,483,390,000	1,064,240,000	14,483,390,000	1,064,240,000
Other	200,218,820	129,033,678	200,218,820	129,033,678
Call Deposit	-	-	-	-
Margin	26,850,000	-	26,850,000	-
Total	258,115,093,623	263,812,351,734	258,144,297,064	263,836,765,847

Deposit from customer includes accrued interest payable as on reporting date for the particular deposit portfolio.

4.20.1 Currency wise analysis of deposit from customers

Particulars	Group		Bank	
	As at 32 Ashadh 2079	As at 31 Ashadh 2078	As at 32 Ashadh 2079	As at 31 Ashadh 2078
Nepalese rupee	257,875,609,756	263,383,189,533	257,904,813,197	263,407,603,646
Indian rupee	-	-	-	-
United State Dollar	205,234,073	295,552,473	205,234,073	295,552,473
Great Britain Pound	7,718,441	8,660,912	7,718,441	8,660,912
Euro	26,531,353	124,948,816	26,531,353	124,948,816
Japanese Yen	-	-	-	-
Chinese yuan	-	-	-	-
Other	-	-	-	-
Total	258,115,093,623	263,812,351,734	258,144,297,064	263,836,765,847

RASTRIYA BANIJYA BANK LIMITED

NOTES FORMING PART OF THE FINANCIAL STATEMENTS

4.21 Borrowing

Particulars	Group		Bank	
	As at 32 Ashadh 2079	As at 31 Ashadh 2078	As at 32 Ashadh 2079	As at 31 Ashadh 2078
Domestic Borrowing				
Nepal Government	-	-	-	-
Other Institutions	-	-	-	-
Other	60,000,000	60,000,000	60,000,000	60,000,000
Subtotal	60,000,000	60,000,000	60,000,000	60,000,000
Foreign Borrowing				
Foreign Bank and Financial Institutions	-	-	-	-
Multilateral Development Banks	-	-	-	-
Other Institutions	-	-	-	-
Sub total	-	-	-	-
Total	60,000,000	60,000,000	60,000,000	60,000,000

4.22 Provisions

Particulars	Group		Bank	
	As at 32 Ashadh 2079	As at 31 Ashadh 2078	As at 32 Ashadh 2079	As at 31 Ashadh 2078
Provisions for redundancy	-	-	-	-
Provision for restructuring	-	-	-	-
Pending legal issues and tax litigation	-	-	-	-
Onerous contracts	-	-	-	-
Other	375,716,839	436,938,500	375,716,839	436,938,500
Total	375,716,839	436,938,500	375,716,839	436,938,500

4.22.1 Movement in provision

Particulars	Group		Bank	
	As at 32 Ashadh 2079	As at 31 Ashadh 2078	As at 32 Ashadh 2079	As at 31 Ashadh 2078
Balance at Shrawan 1	436,938,500	375,137,308	436,938,500	375,137,308
Provisions made during the year	-	61,801,192	-	61,801,192
Provisions used during the year	(61,221,662)	-	(61,221,662)	-
Provisions reversed during the year	-	-	-	-
Unwind of discount	-	-	-	-
Balance at Asar end	375,716,839	436,938,500	375,716,839	436,938,500

A provision is recognised when as a result of a past event, the bank has a present legal or constructive obligation that can be estimated reliably, and it is probable that an outflow of economic benefits will be required to settle the obligation. Provision for redundancy, provision for onerous contracts, provision for restructuring, pending legal issues and tax litigation, credit commitments and guarantees etc. are included under this account head.

RASTRIYA BANIJYA BANK LIMITED NOTES FORMING PART OF THE FINANCIAL STATEMENTS

4.22.2 Other

Particulars	Group		Bank	
	As at 32 Ashadh 2079	As at 31 Ashadh 2078	As at 32 Ashadh 2079	As at 31 Ashadh 2078
Provision for Agency Balances	104,759,433	104,759,432	104,759,433	104,759,432
Provision for Debtors	75,380,031	108,033,360	75,380,031	108,033,360
Provision for Pre-payments	-	-	-	-
Provision for Cash in Transits	1,672,924	2,623,220	1,672,924	2,623,220
Provision for other Transit Items	8,111,033	4,836,011	8,111,033	4,836,011
Provision for Draft Paid Without Notice	70,499,832	70,550,465	70,499,832	70,550,465
Provision for Overdrawn Deposits	39,337,564	43,402,084	39,337,564	43,402,084
Provision for Central Office Account (Dr. Balance)	3,561,746	4,718,324	3,561,746	4,718,324
Provision for Stationery Stock	2,818,614	3,682,524	2,818,614	3,682,524
Provision for Advances	-	-	-	-
Provision for NRB Reconciliation	4,707,096	4,707,096	4,707,096	4,707,096
Provision for Government Transaction (Old Balances)	1,459,395	1,459,395	1,459,395	1,459,395
Provision for Pension Transaction (Old Balances)	3,696,805	3,696,805	3,696,805	3,696,805
Provision for Branch OS Balance (Gulariya)	7,191,426	7,191,426	7,191,426	7,191,426
Provision for Takeover Accounts	-	77,278,358	-	77,278,358
Provision for Prepaid Insurance	4,519,626	-	4,519,626	-
Provision for Dividend receivable	6,459,529	-	6,459,529	-
Provision for Prepaid Rent	10,147,113	-	10,147,113	-
Provision for Transit Expenses	12,217,597	-	12,217,597	-
Provision for Transit Others	19,177,076	-	19,177,076	-
other provisions	-	-	-	-
Total	375,716,839	436,938,500	375,716,839	436,938,500

4.23 Other Liabilities

Particulars	Group		Bank	
	As at 32 Ashadh 2079	As at 31 Ashadh 2078	As at 32 Ashadh 2079	As at 31 Ashadh 2078
Liability for employees defined benefit obligations	1,991,011,160	1,564,682,904	1,991,011,160	1,564,682,904
Endowment Life Insurance Fund	223,343,362	74,387,524	223,343,362	74,387,524
Pension and Gratuity	1,767,667,798	1,490,295,380	1,767,667,798	1,490,295,380
Leave Encashment	959,542	-	-	-
Liability for long-service leave	70,281,625	29,172,725	70,281,625	29,172,725
Short-term employee benefits	54,310,918	56,711,694	54,303,263	54,303,263
Bills Payable	366,177,297	345,622,147	366,177,297	345,622,147
Creditors and accruals	1,446,229,949	933,701,087	1,388,278,649	903,237,869
Interest payable on deposit	-	-	-	-
Interest payable on borrowing	-	-	-	-
Liabilities on deferred grant income	-	-	-	-
Unpaid Dividend	1,952,798	1,911,030	1,952,798	1,911,030
Operating Lease Liability	-	10,706,739	-	10,706,739
Liabilities under Finance Lease	5,363,173	-	-	-
Employee bonus payable	350,355,809	283,069,269	348,751,582	284,509,739
Other	3,031,992,830	4,259,573,079	3,026,393,274	4,256,764,881
Total	7,318,635,102	7,485,150,674	7,247,149,648	7,450,911,297

RASTRIYA BANIJYA BANK LIMITED

NOTES FORMING PART OF THE FINANCIAL STATEMENTS

Liabilities relating to employees benefits like liabilities for defined benefit obligation gratuity and pension fund, liabilities for long-service leave, short-term employee benefits etc., Creditors and accruals, unearned income, unpaid dividend etc. are presented under this account head of other liabilities. Long service leave consists of sick leave and annual leave. Operating lease liability from previous year has been adjusted in the current year under NFRS-16 Leases Transitional Provisions. Other head includes interest reversal of NPR 245.27 Million as interest payable to borrowers which is yet to be refunded.

4.23.1 The amount Recognised in Statement of Financial Position:

Combined Actuarial Disclosure for Endowment Plan and Gratuity Plan. For individual disclosure on endowment life insurance fund, refer note 4.23.3 and for pension and gratuity plan, refer note 4.23.2

Particulars	Group		Bank	
	As at 32 Ashadh 2079	As at 31 Ashadh 2078	As at 32 Ashadh 2079	As at 31 Ashadh 2078
Present value of unfunded defined benefit obligation	1,957,525,593	1,531,197,338	1,957,525,593	1,531,197,338
Present value of funded defined benefit obligation	14,359,721,681	13,554,723,111	14,359,721,681	13,554,723,111
Total Present value of obligations	16,317,247,274	15,085,920,449	16,317,247,274	15,085,920,449
Fair value of plan assets	14,359,721,681	13,554,723,111	14,359,721,681	13,554,723,111
Present Value of Net Obligation	1,957,525,593	1,531,197,338	1,957,525,593	1,531,197,338
Recognized liability for defined benefit obligations	1,957,525,593	1,531,197,338	1,957,525,593	1,531,197,338

4.23.1.1 Plan Assets

Particulars	Group		Bank	
	As at 32 Ashadh 2079	As at 31 Ashadh 2078	As at 32 Ashadh 2079	As at 31 Ashadh 2078
Equity Shares	-	-	-	-
Government Bonds	-	-	-	-
Bank Deposit	14,359,721,681	13,554,723,111	14,359,721,681	13,554,723,111
Other	-	-	-	-
Total	14,359,721,681	13,554,723,111	14,359,721,681	13,554,723,111

Actual Return on Plan assets

4.23.1.2 Movement in Present Value of defined benefits Obligation

Particulars	Group		Bank	
	As at 32 Ashadh 2079	As at 31 Ashadh 2078	As at 32 Ashadh 2079	As at 31 Ashadh 2078
Present Value of Obligation at beginning of the year	15,085,920,449	14,455,946,400	15,085,920,449	14,455,946,400
Actuarial Losses	1,292,716,616	724,850,140	1,292,716,616	724,850,140
Benefits paid by the plan	(1,658,087,065)	(1,573,590,593)	(1,658,087,065)	(1,573,590,593)
Current Service Cost and Interest	1,596,697,274	1,478,714,502	1,596,697,274	1,478,714,502
Defined benefits obligation at year end	16,317,247,274	15,085,920,449	16,317,247,274	15,085,920,449

RASTRIYA BANIJYA BANK LIMITED NOTES FORMING PART OF THE FINANCIAL STATEMENTS

4.23.1.3 Movement in Present Value of Plan Assets

Particulars	Group		Bank	
	As at 32 Ashadh 2079	As at 31 Ashadh 2078	As at 32 Ashadh 2079	As at 31 Ashadh 2078
Fair Value of Plan Assets at beginning of the year	13,554,723,111	11,069,679,783	13,554,723,111	11,069,679,783
Opening Readjustment	-	-	-	-
Contributions paid into plan	1,531,197,338	3,386,266,617	1,531,197,338	3,386,266,617
Benefits paid by the plan	(1,658,087,065)	(1,573,590,593)	(1,658,087,065)	(1,573,590,593)
Actuarial Losses/gains	(282,326,746)	(405,474,297)	(282,326,746)	(405,474,297)
Expected return on plan assets	1,214,215,043	1,077,841,601	1,214,215,043	1,077,841,601
Fair Value of Plan Assets at the year end	14,359,721,681	13,554,723,111	14,359,721,681	13,554,723,111

4.23.1.4 Expenses Recognized in Statement of Profit or Loss

Particulars	Group		Bank	
	As at 32 Ashadh 2079	As at 31 Ashadh 2078	As at 32 Ashadh 2079	As at 31 Ashadh 2078
Current service cost	313,578,351	248,490,903	313,578,351	248,490,903
Interest cost	68,903,880	152,381,998	68,903,880	152,381,998
Expected Return on Plan Assets	-	-	-	-
Expenses Recognized in Profit or Loss	382,482,231	400,872,901	382,482,231	400,872,901

4.23.1.5 Expenses Recognized in other comprehensive income

Particulars	Group		Bank	
	As at 32 Ashadh 2079	As at 31 Ashadh 2078	As at 32 Ashadh 2079	As at 31 Ashadh 2078
Actuarial (gain)/loss	1,575,043,362	1,130,324,437	1,575,043,362	1,130,324,437
Expenses Recognized in Income Statement	1,575,043,362	1,130,324,437	1,575,043,362	1,130,324,437

4.23.1.6 Actuarial Assumptions

Particulars	As at 32 Ashadh 2079	As at 31 Ashadh 2078	As at 32 Ashadh 2079	As at 31 Ashadh 2078
Discount rate	9.00%	9.00%	9.00%	9.00%
Salary escalation rate	5.00%	5.00%	5.00%	5.00%
Withdrawal rate	5.00%	5.00%	5.00%	5.00%
Expected return on Plan Assets	9.00%	9.00%	9.00%	9.00%

4.23.2 Actuarial Disclosures for Pension and Gratuity

4.23.2.1 Movement in Present Value of defined benefits Obligation- Pension and Gratuity

Particulars	Group		Bank	
	As at 32 Ashadh 2079	As at 31 Ashadh 2078	As at 32 Ashadh 2079	As at 31 Ashadh 2078
Present Value of Obligation at beginning of the year	14,058,846,674	11,111,498,868	14,058,846,674	11,111,498,868
Actuarial Losses	1,236,360,254	2,682,641,023	1,236,360,254	2,682,641,023
Benefits paid by the plan	(1,559,228,043)	(1,424,400,649)	(1,559,228,043)	(1,424,400,649)
Current Service Cost and Interest	1,370,918,858	1,051,947,801	1,370,918,858	1,051,947,801
Defined benefits obligation at year end	15,106,897,743	13,421,687,043	15,106,897,743	13,421,687,043

RASTRIYA BANIJYA BANK LIMITED

NOTES FORMING PART OF THE FINANCIAL STATEMENTS

4.23.2.2 Movement in Present Value of Plan Assets- Pension and Gratuity

Particulars	Group		Bank	
	As at 32 Ashadh 2079	As at 31 Ashadh 2078	As at 32 Ashadh 2079	As at 31 Ashadh 2078
Fair Value of Plan Assets at beginning of the year	12,594,835,958	9,080,231,874	12,594,835,958	9,080,231,874
Opening Readjustment		-	-	(2,495,422)
Contributions paid into plan	1,464,010,716	2,031,266,994	1,464,010,716	2,031,266,994
Benefits paid by the plan	(1,559,228,043)	(1,424,400,649)	(1,559,228,043)	(1,424,400,649)
Actuarial Losses/gains	(263,354,479)	(292,547,543)	(263,354,479)	(292,547,543)
Expected return on plan assets	1,129,250,457	753,122,839	1,129,250,457	753,122,839
Fair Value of Plan Assets at the year end	13,365,514,609	10,147,673,514	13,365,514,609	10,145,178,092

4.23.2.3 Actuarial Assumptions for Pension and Gratuity

Particulars	Group		Bank	
	As at 32 Ashadh 2079	As at 31 Ashadh 2078	As at 32 Ashadh 2079	As at 31 Ashadh 2078
Discount rate	9.00%	9.00%	9.00%	9.00%
Salary escalation rate	5.00%	5.00%	5.00%	5.00%
Rate of increase in pension levels	1.00%	1.00%	1.00%	1.00%
Withdrawal rate	5.00%	5.00%	5.00%	5.00%
Expected return on Plan Assets	9.00%	9.00%	9.00%	9.00%

4.23.3 Actuarial Disclosures for Endowment Life Insurance Fund

4.23.3.1 Movement in Present Value of defined benefits Obligation- Endowment Life Insurance Fund

Particulars	Group		Bank	
	As at 32 Ashadh 2079	As at 31 Ashadh 2078	As at 32 Ashadh 2079	As at 31 Ashadh 2078
Present Value of Obligation at beginning of the year	1,027,073,775	1,034,259,357	1,027,073,775	1,034,259,357
Actuarial Losses	56,356,362	(74,900,082)	56,356,362	(74,900,082)
Benefits paid by the plan	(98,859,022)	(131,855,616)	(98,859,022)	(131,855,616)
Current Service Cost and Interest	225,778,416	199,570,116	225,778,416	199,570,116
Defined benefits obligation at year end	1,210,349,531	1,027,073,775	1,210,349,531	1,027,073,775

4.23.3.2 Movement in Present Value of Plan Assets- Endowment Life Insurance Fund

Particulars	Group		Bank	
	As at 32 Ashadh 2079	As at 31 Ashadh 2078	As at 32 Ashadh 2079	As at 31 Ashadh 2078
Fair Value of Plan Assets at beginning of the year	959,887,153	924,501,691	959,887,153	924,501,691
Contributions paid into plan	67,186,622	109,757,666	67,186,622	109,757,666
Benefits paid by the plan	(98,859,022)	(131,855,616)	(98,859,022)	(131,855,616)
Actuarial Losses/gains	(18,972,267)	(24,727,332)	(18,972,267)	(24,727,332)
Expected return on plan assets	84,964,586	82,210,744	84,964,586	82,210,744
Fair Value of Plan Assets at the year end	994,207,072	959,887,153	994,207,072	959,887,153

RASTRIYA BANIJYA BANK LIMITED NOTES FORMING PART OF THE FINANCIAL STATEMENTS

4.23.3.3 Actuarial Assumptions for Endowment Life Insurance Fund

Particulars	Group		Bank	
	As at 32 Ashadh 2079	As at 31 Ashadh 2078	As at 32 Ashadh 2079	As at 31 Ashadh 2078
Discount rate	9.00%	9.00%	9.00%	9.00%
Salary escalation rate	5.00%	5.00%	5.00%	5.00%
Withdrawal rate	5.00%	5.00%	5.00%	5.00%
Expected return on Plan Assets	9.00%	9.00%	9.00%	9.00%

4.23.4 Actuarial Disclosures for Leave Plan

4.23.4.1 Movement in Present Value of defined benefits Obligation

Particulars	Group		Bank	
	As at 32 Ashadh 2079	As at 31 Ashadh 2078	As at 32 Ashadh 2079	As at 31 Ashadh 2078
Present Value of Obligation at beginning of the year	398,585,595	380,644,824	398,585,595	380,644,824
Actuarial Losses	17,390,378	(26,071,024)	17,390,378	(26,071,024)
Benefits paid by the plan	(25,874,379)	(32,407,079)	(25,874,379)	(32,407,079)
Current Service Cost and Interest	78,288,411	76,418,874	78,288,411	76,418,874
Defined benefits obligation at year end	468,390,005	398,585,595	468,390,005	398,585,595

4.23.4.2 Movement in Present Value of Plan Assets- Leave Plan

Particulars	Group		Bank	
	As at 32 Ashadh 2079	As at 31 Ashadh 2078	As at 32 Ashadh 2079	As at 31 Ashadh 2078
Fair Value of Plan Assets at beginning of the year	369,412,870	340,558,049	369,412,870	340,558,049
Contributions paid into plan	29,172,725	40,086,775	29,172,725	40,086,775
Benefits paid by the plan	(25,874,379)	(32,407,079)	(25,874,379)	(32,407,079)
Actuarial Losses/gains	(7,998,420)	(9,820,686)	(7,998,420)	(9,820,686)
Expected return on plan assets	33,395,584	30,995,811	33,395,584	30,995,811
Fair Value of Plan Assets at the year end	398,108,380	369,412,870	398,108,380	369,412,870

4.23.4.3 Actuarial Assumptions for Leave Plan

Particulars	Group		Bank	
	As at 32 Ashadh 2079	As at 31 Ashadh 2078	As at 32 Ashadh 2079	As at 31 Ashadh 2078
Discount rate	9.00%	9.00%	9.00%	9.00%
Salary escalation rate	5.00%	5.00%	5.00%	5.00%
Withdrawal rate	5.00%	5.00%	5.00%	5.00%
Expected return on Plan Assets	9.00%	9.00%	9.00%	9.00%

RASTRITYA BANIJYA BANK LIMITED

NOTES FORMING PART OF THE FINANCIAL STATEMENTS

4.23.5 Sensitivity Analysis

The calculation of the defined benefit obligations is sensitive to the assumptions set out above. The following table summarizes how the impact on the defined benefit obligation at the end of the reporting period would have been increased/ decreased as a result of change in the respective assumptions by 2%

Discount Rate	Defined Benefit Obligation as at 31 Asadh 2079		
	Endowment Plan	Pension and Gratuity	Leave
8%	1,298,919,585	16,441,919,215	497,252,957
10%	1,132,890,211	13,952,789,969	443,251,662
Salary Increment Rate	Defined Benefit Obligation as at 31 Asadh 2079		
	Endowment Plan	Pension and Gratuity	Leave
4%	1,132,133,366	15,034,160,635	443,073,756
6%	1,298,564,950	15,187,435,459	497,068,004
Withdrawal Rate	Defined Benefit Obligation as at 31 Asadh 2079		
	Endowment Plan	Pension and Gratuity	Leave
4%			-
6%			-
Pension Increase Rate	Defined Benefit Obligation as at 31 Asadh 2079		
	Endowment Plan	Pension and Gratuity	Leave
0%	-	14,015,393,714	-
2%	-	16,355,844,966	-

4.23.6 Other Liabilities: Others

Particulars	Group		Bank	
	As at 32 Ashadh 2079	As at 31 Ashadh 2078	As at 32 Ashadh 2079	As at 31 Ashadh 2078
Employees Welfare Fund	331,225,790	335,833,070	331,225,790	335,833,070
Unearned discount & commission	-	-	-	-
Branch Account	514,379,160	341,632,238	514,379,160	341,632,238
Unclaimed Accounts	253,393,864	239,936,024	253,393,864	239,936,024
Risk Bearing Fund for other Assets	-	-	-	-
Medical Treatment Fund	-	-	-	-
Welfare Provident Fund	-	-	-	-
TDS Payable	212,273,239	249,664,691	212,273,239	249,664,691
Earnest Money,retention & Other Deposits	15,681,555	10,304,466	15,681,555	10,304,466
Nepal Bank Draft Transaction Payable	-	-	-	-
Government Transaction Payable	-	2,469,981,542	-	2,469,981,542
Fund Based Liability	234,908,845	199,476,765	234,908,845	199,476,765
ATM Cash Withdrawal Payable to Other Banks	193,382,192	177,157,517	193,382,192	177,157,517
Lease Liabilities	1,176,227,409		1,176,227,409	
Others	94,921,222	235,586,765	94,921,222	232,778,568
Rebate and Waiver		232,778,568		232,778,568
Others	5,599,555	2,808,197		-
Total	3,031,992,831	4,259,573,079	3,026,393,276	4,256,764,881

RASTRIYA BANIJYA BANK LIMITED NOTES FORMING PART OF THE FINANCIAL STATEMENTS

4.24 Debt Securities Issued

Particulars	Group		Bank	
	As at 32 Ashadh 2079	As at 31 Ashadh 2078	As at 32 Ashadh 2079	As at 31 Ashadh 2078
Debt Securities issued designated at fair value through profit or loss	-	-	-	-
Debt Securities issued at amortized cost	2,607,123,287	2,517,465,753	2,607,123,287	2,517,465,753
Total	2,607,123,287	2,517,465,753	2,607,123,287	2,517,465,753

4.25 Subordinated Liabilities

Bank does not hold any kind of subordinated liabilities.

Particulars	Group		Bank	
	As at 32 Ashadh 2079	As at 31 Ashadh 2078	As at 32 Ashadh 2079	As at 31 Ashadh 2078
Redeemable preference shares	-	-	-	-
irredeemable cumulative preference shares	-	-	-	-
Other	-	-	-	-
Total	-	-	-	-

Liabilities subordinated, at the event of winding up, to the claims of depositors, debt securities issued and other creditors are included under this head which include redeemable preference share, subordinated notes issued, borrowings etc. Bank does not hold any kind of subordinated liabilities.

4.26 Share Capital

Particulars	Group		Bank	
	As at 32 Ashadh 2079	As at 31 Ashadh 2078	As at 32 Ashadh 2079	As at 31 Ashadh 2078
Share Capital	-	-	-	-
Ordinary Shares	13,940,359,099	9,184,891,614	13,940,359,099	9,184,891,614
Ordinary Shares - Calls in Advance	1,000,000,000	1,000,000,000	1,000,000,000	1,000,000,000
Convertible Preference Shares (equity component only)	-	-	-	-
Irredeemable Preference Shares (equity component only)	-	-	-	-
Perpetual debt (equity component only)	-	-	-	-
Total	14,940,359,099	10,184,891,614	14,940,359,099	10,184,891,614
Ordinary Shares	Group		Bank	
	As at 32 Ashadh 2079	As at 31 Ashadh 2078	As at 32 Ashadh 2079	As at 31 Ashadh 2078
Authorised capital				
300,000,000 ordinary shares of Rs. 100 each	30,000,000,000	11,200,000,000	30,000,000,000	11,200,000,000
Issued capital				
139,403,590.99 ordinary shares of Rs. 100 each	13,940,359,099	9,184,891,614	13,940,359,099	9,184,891,614
Subscribed and Paid up capital				
139,403,590.99 ordinary shares of Rs. 100 each	13,940,359,099	9,184,891,614	13,940,359,099	9,184,891,614

4.26.1 Ordinary Share Ownership

Particulars	Group		Bank	
	As at 32 Ashadh 2079	As at 31 Ashadh 2078	As at 32 Ashadh 2079	As at 31 Ashadh 2078
Domestic Ownership				
Nepal Government	13,936,260,433	9,182,044,794	13,936,260,433	9,182,044,794
"A" Class licensed institutions	-	-	-	-
Other licensed institutions	-	-	-	-
Other institutions	-	-	-	-
Public	4,098,666	2,846,820	4,098,666	2,846,820
Other	-	-	-	-
Foreign Ownership	-	-	-	-
Total	13,940,359,099	9,184,891,614	13,940,359,099	9,184,891,614

RASTRIYA BANIJYA BANK LIMITED

NOTES FORMING PART OF THE FINANCIAL STATEMENTS

4.26.2 Shareholders Ownership Details

Particulars	As at 32 Ashadh 2079		As at 31 Ashadh 2078	
	Amount	%	Amount	%
A. DOMESTIC OWNERSHIP	13,940,359,099	100.00%	9,184,891,614	100.00%
1.1. Nepal Government	13,936,260,433	99.97%	9,182,044,794	99.97%
1.1.1 Ministry of Finance	13,143,972,516	94.29%	8,572,592,550	93.33%
1.1.2 Financial Comptroller General Office	666,341,918	4.78%	512,570,706	5.58%
1.1.3 Ministry of Industry	78,122,881	0.56%	-	0.60%
1.1.4 Ministry of Labour and Employment	11,823,279	0.08%	9,094,830	0.10%
1.1.5 Ministry of Tourism and Civil Aviation	11,823,279	0.08%	9,094,830	0.10%
1.1.6 Ministry of Physical Infrastructure and Transportation	11,823,279	0.08%	9,094,830	0.10%
1.1.7 Ministry of Commerce and Supply	-	0.00%	60,094,524	0.05%
1.1.8 Ministry of Energy	-	0.00%	-	0.05%
1.1.9 Ministry of Irrigation	11,955,481	0.09%	9,196,524	0.05%
1.1.10 Ministry of Science & Technology	132,600	0.00%	102,000	0.00%
1.1.11 Ministry of Agriculture	132,600	0.00%	102,000	0.00%
1.1.12 Ministry of Land Reform	132,600	0.00%	102,000	0.00%
1.2. "A" Class Licensed Institutions	-	-	-	0.00%
1.3 Other Licensed Institutions	-	-	-	0.00%
1.4 Other Institutions	-	-	-	0.00%
1.5. General Public	4,098,666	0.03%	2,846,820	0.03%
1.6. Others	-	-	-	-
B. FOREIGN OWNERSHIP	-	-	-	-
Total	13,940,359,099		9,184,891,614	

4.27 Reserves

Particulars	Group		Bank	
	As at 32 Ashadh 2079	As at 31 Ashadh 2078	As at 32 Ashadh 2079	As at 31 Ashadh 2078
Statutory General reserve	10,602,050,559	9,743,314,926	10,598,497,488	9,739,923,190
Exchange equalization reserve	102,331,730	100,066,324	102,331,730	100,066,324
Corporate social responsibility reserve	89,104,586	73,298,868	89,104,586	72,959,694
Capital redemption reserve	-	-	-	-
Regulatory reserve	10,900,423,259	9,584,839,969	10,900,423,258	9,584,839,969
Investment adjustment reserve	15,845,700	15,845,700	15,845,700	15,845,700
Capital reserve	481,195,653	481,195,653	481,195,653	481,195,653
Assets revaluation reserve	77,183,784	77,183,784	77,183,784	77,183,784
Fair value reserve	2,617,369,608	3,527,526,374	2,617,369,609	3,527,526,374
Dividend equalization reserve	-	-	-	-
Debenture Redemption Reserve	625,000,000	-	625,000,000	-
Actuarial gain	(9,782,285,987)	(8,679,755,634)	(9,782,285,987)	(8,679,755,634)
Special reserve	45,636,656	45,636,656	45,636,656	45,636,656
Other reserve	106,344,715	70,183,173	104,834,266	70,183,173
Total	15,880,200,262	15,039,335,791	15,875,136,743	15,035,604,882

RASTRIYA BANIJYA BANK LIMITED NOTES FORMING PART OF THE FINANCIAL STATEMENTS

General Reserve

There is a regulatory requirement by the central bank to set aside 20% of the net profit after tax every year as general reserve to build up the capital until the general reserve fund balance is twice the paid up share capital. This is the restricted reserve and cannot be freely used. The Bank appropriates 20% of the regulatory net profit every year and transfers to the general reserve fund.

Exchange Equalization Reserve

Central bank's regulatory directives requires the bank to transfer 25% of the translation gain as at the year end to this reserve account. The foreign currency balances as at the year-end are translated using the year-end rates and in case of gains on such translation, 25% of such gains are transferred to the foreign exchange reserve.

Corporate Social Responsibility Reserve

Bank has regulatory requirement to set aside 1% of the net profit for corporate social responsibility activities.

Regulatory Reserve

Regulatory reserves includes any amount derived as result of NFRS conversion with effect in retained earning computed as per Nepal Rastra Bank Directive no 4. Refer Note 5.24 for detail.

Investment Adjustment Reserve

Investment Adjustment Reserve is created against quoted and unquoted share investments as per Nepal Rastra Bank Directives.

Fair value Reserve

The fair value reserve comprises the cumulative net change in the fair value of financial assets that are measured at fair value and the changes in fair value is recognized in other comprehensive income, until the assets are derecognized. The cumulative amount of changes in fair value of those financial assets shall be presented under this account head.

Actuarial gain/(loss)

Actuarial Gains and Losses are the changes in the present value of the defined benefit obligation as a result of change in actuarial assumptions and experience adjustments.

Asset Revaluation Reserve

Asset Revaluation Reserve includes the amount of upward revaluation of asset.

Other Reserve

Others include staff training fund, contingent reserve, institutional development fund, special fund for dissenting shareholders of NIDC. Refer Note 5.19 for item wise detail.

4.28 Contingent liabilities and commitments

Particulars	Group		Bank	
	As at 32 Ashadh 2079	As at 31 Ashadh 2078	As at 32 Ashadh 2079	As at 31 Ashadh 2078
Contingent liabilities	14,126,379,884	13,321,247,462	14,126,379,884	13,321,247,462
Undrawn and undisbursed facilities	47,204,692,581	20,105,594,162	47,204,692,581	20,105,594,162
Capital commitment	1,121,212,002	690,308,039	1,121,212,002	690,308,039
Lease Commitment	-	1,723,809,665	-	1,723,809,665
Litigation	2,218,464,932	2,080,987,003	2,218,464,932	2,080,987,003
Total	64,670,749,399	37,921,946,332	64,670,749,399	37,921,946,332

4.28.1 Contingent liabilities

Particulars	Group		Bank	
	As at 32 Ashadh 2079	As at 31 Ashadh 2078	As at 32 Ashadh 2079	As at 31 Ashadh 2078
Acceptance and documentary credit	3,500,133,464	2,479,717,030	3,500,133,464	2,479,717,030
Bills for collection	5,088,698	5,519,492	5,088,698	5,519,492
Forward exchange contracts	-	-	-	-
Guarantees	8,863,334,225	9,081,487,443	8,863,334,225	9,081,487,443
Underwriting commitment	-	-	-	-
Other commitments	1,757,823,497	1,754,523,497	1,757,823,497	1,754,523,497
Total	14,126,379,884	13,321,247,462	14,126,379,884	13,321,247,462

RASTRIYA BANIJYA BANK LIMITED

NOTES FORMING PART OF THE FINANCIAL STATEMENTS

4.28.2 Undrawn and undisbursed facilities

Particulars	Group		Bank	
	As at 32 Ashadh 2079	As at 31 Ashadh 2078	As at 32 Ashadh 2079	As at 31 Ashadh 2078
Undisbursed amount of loans	17,597,740,221	19,435,654,372	17,597,740,221	19,435,654,372
Undrawn limits of overdrafts	2,886,674,335	669,939,790	2,886,674,335	669,939,790
Undrawn limits of credit cards	12,712,000	-	12,712,000	-
Undrawn limits of letter of credit	7,818,494,208	-	7,818,494,208	-
Undrawn limits of guarantee	18,889,071,817	-	18,889,071,817	-
Total	47,204,692,581	20,105,594,162	47,204,692,581	20,105,594,162

4.28.3 Capital commitment

Capital expenditure approved by relevant authority of the bank but provision has not been made in financial statements

Particulars	Group		Bank	
	As at 32 Ashadh 2079	As at 31 Ashadh 2078	As at 32 Ashadh 2079	As at 31 Ashadh 2078
Capital commitments in relation to Property and Equipment				
Approved and contracted for	1,121,212,002	690,308,039	1,121,212,002	690,308,039
Approved but not contracted for	-	-	-	-
Sub total	1,121,212,002	690,308,039	1,121,212,002	690,308,039
Capital commitments in relation to Intangible assets				
Approved and contracted for	-	-	-	-
Approved but not contracted for	-	-	-	-
Sub total	-	-	-	-
Total	1,121,212,002	690,308,039	1,121,212,002	690,308,039

4.28.4 Lease commitments

Particulars	Group		Bank	
	As at 32 Ashadh 2079	As at 31 Ashadh 2078	As at 32 Ashadh 2079	As at 31 Ashadh 2078
Operating lease commitments	-	-	-	-
Future minimum lease payments under non cancellable operating lease, where the bank is lessee	-	-	-	-
Not later than 1 year	-	242,748,032	-	242,748,032
Later than 1 year but not later than 5 years	-	1,112,972,976	-	1,112,972,976
Later than 5 years	-	368,088,657	-	368,088,657
Sub total	-	1,723,809,665	-	1,723,809,665
Finance lease commitments				
Future minimum lease payments under non cancellable operating lease, where the bank is lessee	-	-	-	-
Not later than 1 year	-	-	-	-
Later than 1 year but not later than 5 years	-	-	-	-
Later than 5 years	-	-	-	-
Sub total				
Grand total	-	1,723,809,665	-	1,723,809,665

RASTRIYA BANIJYA BANK LIMITED NOTES FORMING PART OF THE FINANCIAL STATEMENTS

4.28.5 Litigation

The Bank has received assessment order from Large Taxpayers' Office (LTO) on the income tax return filed under self-assessment for the financial year 2059/60 to 2073/74 . Refer Note 5.6.1 for details.

Financial year	Case pending at	Tax Liability determined by Tax Office	Tax deductible determined by the Revenue Tribunal	Net Tax Payable
FY 2059/60	Supreme Court	40,154,866	-	40,154,866
FY 2060/61	Supreme Court	409,489,278	390,198,432	19,290,846
FY 2061/62	Supreme Court	821,594,031	759,571,388	62,022,643
FY 2062/63	Supreme Court	221,515,009	214,224,264	7,290,746
FY 2063/64	Supreme Court	426,583,383	338,535,663	88,047,720
FY 2064/65	Supreme Court	492,997,664	428,621,163	64,376,501
FY 2065/66	Revenue Tribunal	537,808,899	478,073,854	59,735,045
FY 2066/67	Revenue Tribunal	682,662,120	590,856,483	91,805,637
FY 2067/68	Revenue Tribunal	311,560,379	233,182,946	78,377,433
FY 2068/69	Revenue Tribunal	523,483,701	398,043,925	125,439,776
FY 2069/70	Revenue Tribunal	649,453,255	546,836,153	102,617,102
FY 2070/71	Revenue Tribunal	385,783,898	-	385,783,898
FY 2071/72	Revenue Tribunal	737,438,854	335,089,776	402,349,078
FY 2072/73	Administrative Review	553,695,713	-	553,695,713
FY 2073/74	Administrative Review	137,477,929	-	137,477,929
Total		6,794,221,050	4,713,234,047	2,218,464,932

4.29 Interest income

Particulars	Group		Bank	
	Year ended 32 Ashadh 2079	Year ended 31 Ashadh 2078	Year ended 32 Ashadh 2079	Year ended 31 Ashadh 2078
Cash and cash equivalent	128,186,382	51,393,942	110,978,271	51,393,942
Due from Nepal Rastra Bank	-	-	-	-
Placement with bank and financial institutions	-	-	-	-
Loan and advances to bank and financial institutions	-	-	-	-
Loans and advances to customers	18,201,613,301	13,691,767,949	18,201,613,301	13,691,767,949
Investment securities	2,285,193,376	2,331,021,213	2,285,193,376	2,325,251,947
Loan and advances to staff	91,953,910	160,694,260	91,953,910	160,694,260
Other	2,018,647	7,748,180	-	-
Total interest income	20,708,965,616	16,242,625,545	20,689,738,858	16,229,108,099

4.30 Interest expense

Particulars	Group		Bank	
	Year ended 32 Ashadh 2079	Year ended 31 Ashadh 2078	Year ended 32 Ashadh 2079	Year ended 31 Ashadh 2078
Due to bank and financial institutions	218,582,208	6,988,211	218,582,208	6,988,211
Due to Nepal Rastra Bank	260,644,570	3,287,671	260,644,570	3,287,671
Deposits from customers	10,652,919,457	7,957,453,873	10,653,152,717	7,964,461,379
Borrowing	3,600,000	3,600,000	3,600,000	3,600,000
Debt securities issued	213,082,191	18,819,098	213,082,191	18,819,098
Subordinated liabilities	-	-	-	-
Other	44,729,121	22,502,604	44,729,121	22,502,604
Total interest expense	11,393,557,547	8,012,651,457	11,393,790,807	8,019,658,963

RASTRIYA BANIJYA BANK LIMITED

NOTES FORMING PART OF THE FINANCIAL STATEMENTS

4.31 Fees and Commission Income

Particulars	Group		Bank	
	Year ended 32 Ashadh 2079	Year ended 31 Ashadh 2078	Year ended 32 Ashadh 2079	Year ended 31 Ashadh 2078
Loan administration fees	-	-	-	-
Service fees	460,388,698	397,170,544	460,388,698	397,170,544
Consortium fees	-	-	-	-
Commitment fees	-	-	-	-
DD/TT/Swift fees	5,128,143	5,242,327	5,128,143	5,242,327
Credit card/ATM issuance and renewal fees	113,679,739	109,957,656	113,679,739	109,957,656
Prepayment and swap fees	799,990	1,944,694	799,990	1,944,694
Investment banking fees	-	-	-	-
Asset management fees	-	-	-	-
Brokerage fees	-	-	-	-
Remittance fees	18,713,574	11,557,782	18,713,574	11,557,782
Commission on letter of credit	35,217,397	17,590,552	35,217,397	17,590,552
Commission on guarantee contracts issued	98,348,646	81,150,125	98,348,646	81,150,125
Commission on share underwriting/issue	-	-	-	-
Locker rental	10,187,167	6,642,075	10,187,167	6,642,075
Other fees and commission income	307,815,963	373,006,291	277,137,982	346,745,744
Total fees and Commission Income	1,050,279,317	1,004,262,047	1,019,601,336	978,001,500

4.32 Fees and commission expense

Particulars	Group		Bank	
	Year ended 32 Ashadh 2079	Year ended 31 Ashadh 2078	Year ended 32 Ashadh 2079	Year ended 31 Ashadh 2078
ATM management fees	-	-	-	-
VISA/Master card fees	89,981,779	61,210,553	89,981,779	61,210,553
Guarantee commission	147,255,135	133,812,071	147,255,135	133,812,071
Brokerage	-	-	-	-
DD/TT/Swift fees	-	-	-	-
Remittance fees and commission	36,965,500	-	36,965,500	-
Other fees and commission expense	75,042,197	70,000,978	75,140,554	63,219,114
Total fees and Commission Expense	349,244,611	265,023,602	349,342,968	258,241,737

Payouts on account of fee and commission for services obtained by the bank are presented under this account head. This account head includes card related fees, guarantee commission, brokerage expenses etc.

4.33 Net trading income

Particulars	Group		Bank	
	Year ended 32 Ashadh 2079	Year ended 31 Ashadh 2078	Year ended 32 Ashadh 2079	Year ended 31 Ashadh 2078
Changes in fair value of trading assets	-	-	-	-
Gain/loss on disposal of trading assets	-	-	-	-
Interest income on trading assets	-	-	-	-
Dividend income on trading assets	-	-	-	-
Gain/loss foreign exchange transaction	27,267,665	161,277,208	27,267,665	161,277,208
Other	-	-	-	-
Net trading income	27,267,665	161,277,208	27,267,665	161,277,208

Trading income comprises gains less losses relating to trading assets and liabilities, and includes all realized interest, dividend and foreign exchange differences as well as unrealized changes in fair value of trading assets and liabilities are presented under this account head. Foreign exchange transactions results include gains and losses from spot and forward contracts and translated foreign currency assets and liabilities.

RASTRIYA BANIJYA BANK LIMITED NOTES FORMING PART OF THE FINANCIAL STATEMENTS

4.34 Other operating income

Particulars	Group		Bank	
	Year ended 32 Ashadh 2079	Year ended 31 Ashadh 2078	Year ended 32 Ashadh 2079	Year ended 31 Ashadh 2078
Foreign exchange revaluation gain	9,061,624	3,779,586	9,061,624	3,779,586
Gain/loss on sale of investment securities	35,548	91,009,810	35,548	88,699,411
Fair value gain/loss on investment properties	-	-	-	-
Dividend on equity instruments	202,304,895	48,698,186	221,304,895	58,198,186
Gain/loss on sale of property and equipment	169,680,518	26,780	169,680,518	26,780
Gain/loss on sale of investment property	-	-	-	-
Operating lease income	7,031,977	7,546,469	8,066,377	7,546,469
Gain/loss on sale of gold and silver	-	-	-	-
Locker rent	-	-	-	-
Other	585,536,081	471,442,944	585,817,527	475,191,982
Total	973,650,643	622,503,776	993,966,489	633,442,414

Receipt of all other operating income not specifically provided under the income heads from 4.29 to 4.33 above are booked and presented under this head. This include foreign exchange revaluation gain, gain/loss on sale of available for sale securities, dividend on available for sale securities, gain/loss on sale of property and equipment, gain/loss on sale of investment properties, operating lease income, gain/loss on sale of gold and silver, locker rental income etc.

4.35 Impairment charge/(reversal) for loan and other losses

Particulars	Group		Bank	
	Year ended 32 Ashadh 2079	Year ended 31 Ashadh 2078	Year ended 32 Ashadh 2079	Year ended 31 Ashadh 2078
Impairment charge/(reversal) on				
Loan and advances to B/FIs	14,355,182	158,280,180	14,355,182	158,280,180
loan and advances to customer	402,164,986	448,528,981	402,164,986	448,528,981
Financial Investment	-	124,646	-	124,646
Other Asset	(61,219,117)	90,208,203	(61,219,117)	90,208,203
Placement with banks and financial institutions	-	-	-	-
Property and equipment	-	26,238,429	-	26,238,429
Goodwill and intangible assets	-	-	-	-
Investment properties	417,073	-	417,073	-
Total	355,718,124	723,380,438	355,718,124	723,380,438

4.36 Personnel Expense

Particulars	Group		Bank	
	Year ended 32 Ashadh 2079	Year ended 31 Ashadh 2078	Year ended 32 Ashadh 2079	Year ended 31 Ashadh 2078
Salary	995,634,909	912,870,983	986,182,394	904,658,928
Allowances	750,172,201	723,162,972	749,377,796	722,629,167
Gratuity and Pension expense	386,124,054	404,480,551	385,747,036	404,480,551
Provident fund	97,336,389	90,335,473	97,336,389	90,335,473
Uniform	29,242,540	31,351,240	29,092,540	31,181,240
Training & development expense	14,167,550	9,678,988	14,167,550	9,678,988
Leave encashment	131,146,606	101,009,643	130,828,175	100,583,187
Medical	198,430,601	186,027,006	198,430,601	186,027,006
Insurance	3,210,495	3,421,711	3,210,495	3,332,061
Employees incentive	-	-	-	-
Cash-settled share-based payments	-	-	-	-
Pension expense	-	-	-	-
Finance expense under NFRS	65,859,407	137,207,529	65,859,407	137,207,529
Other expenses related to staff	218,894,325	185,522,058	217,420,950	184,400,308
Sub total	2,890,219,077	2,785,068,154	2,877,653,333	2,774,514,437
Employees bonus	324,080,570	258,896,177	322,476,343	257,264,737
Grand total	3,214,299,647	3,043,964,331	3,200,129,676	3,031,779,174

Provision for staff bonus is a mandatory requirement under the requirement of the Bonus Act, 2030. The Provision for staff bonus has been computed as 5 percent(5%) of profit before bonus and taxes. Refer Note 5.19

All expenses related to employees of a bank has been included under this head. Staff Loans are measured at fair value using the market rates.

RASTRIYA BANIJYA BANK LIMITED

NOTES FORMING PART OF THE FINANCIAL STATEMENTS

4.36.1 Gratuity and Pension Expense

Particulars	Group		Bank	
	Year ended 32 Ashadh 2079	Year ended 31 Ashadh 2078	Year ended 32 Ashadh 2079	Year ended 31 Ashadh 2078
Gratuity and Pension	245,310,224	287,121,179	244,933,206	287,121,179
Endowment Insurance Fund	140,813,830	117,359,372	140,813,830	117,359,372
Grand Total	386,124,054	404,480,551	385,747,036	404,480,551

4.36.2 Other Expenses related to Staff

Particulars	Group		Bank	
	Year ended 32 Ashadh 2079	Year ended 31 Ashadh 2078	Year ended 32 Ashadh 2079	Year ended 31 Ashadh 2078
Welfare Provident fund	132,383,625	117,868,497	132,383,625	117,868,497
Overtime	5,331,675	8,998,751	5,331,675	8,998,751
Employees Loan and others Waivers	-	2,943,110	499,589	2,943,110
Miscellaneous	81,179,025	55,711,699	79,206,061	54,589,949
Grand Total	218,894,325	185,522,057	217,420,950	184,400,308

4.37 Other operating expense

Particulars	Group		Bank	
	Year ended 32 Ashadh 2079	Year ended 31 Ashadh 2078	Year ended 32 Ashadh 2079	Year ended 31 Ashadh 2078
Directors' fee	2,715,580	2,896,008	2,317,880	2,611,905
Directors' expense	1,830,505	177,876	1,798,623	177,876
Auditors' remuneration	4,623,960	6,297,380	4,397,960	6,025,160
Other audit related expense	2,414,893	1,016,884	2,328,048	1,016,884
Professional and legal expense	31,987,206	47,770,794	31,987,206	47,164,864
Office administration expense	891,499,281	813,506,878	885,394,378	811,762,475
Operating lease expense	-	262,583,044	-	262,583,044
Operating expense of investment properties	-	-	-	-
Corporate social responsibility expense	26,783,327	52,242,979	26,783,327	52,242,979
Onerous lease provisions	-	-	-	-
Other	108,094,154	53,462,342	100,086,952	50,504,654
Total	1,069,948,906	1,239,954,184	1,055,094,374	1,234,089,841

All operating expense other than those relating to personnel expense are recognized and presented under this account head. The expenses covered under this account head includes office administration expense, other operating and overhead expense, directors' emoluments, remuneration and non audit fee paid to auditors, professional and legal expense, expense of restructuring, impairment of non financial assets, expense of corporate social responsibility, etc.

No individual operating lease has terms and conditions that significantly affect the amount, timing and certainty of the consolidated cash flows of the Group.

4.37.1 Office administration expense

Office Administration Expense comprises the following items:

Particulars	Group		Bank	
	Year ended 32 Ashadh 2079	Year ended 31 Ashadh 2078	Year ended 32 Ashadh 2079	Year ended 31 Ashadh 2078
Electricity and Water	76,046,555	65,855,008	75,682,986	65,806,317
Repair & Maintenance	31,863,269	31,041,077	31,863,269	30,826,769
a. Building	4,606,359	8,282,972	4,606,359	8,282,972
b. Vehicle	12,091,259	9,258,302	12,091,259	9,258,302
c. Computer and accessories	3,396,005	3,197,052	3,396,005	3,197,052
d. Office Equipment and Furniture	11,769,646	10,302,751	11,769,646	10,088,443

RASTRYA BANIJYA BANK LIMITED NOTES FORMING PART OF THE FINANCIAL STATEMENTS

Particulars	Group		Bank	
	Year ended 32 Ashadh 2079	Year ended 31 Ashadh 2078	Year ended 32 Ashadh 2079	Year ended 31 Ashadh 2078
e. Other	-	-	-	-
Insurance	41,998,454	41,881,127	41,967,658	41,836,077
Postage, Telex, Telephone, Fax	68,837,109	57,871,816	68,716,739	57,798,561
Office Equipment, Furniture and Repair	-	-	-	-
Travelling Allowance and Expenses	21,111,753	18,337,213	21,111,753	18,337,213
Stationary and Printing	105,823,783	94,421,282	105,049,701	93,987,585
Periodicals and Books	2,843,811	2,595,351	2,821,260	2,578,078
Advertisements	58,577,071	49,279,394	58,191,404	49,182,977
Entertainment	16,671,144	14,780,112	16,521,337	14,514,086
Amortisation	-	-	-	-
Security Expenses	252,959,623	218,834,258	252,959,623	218,834,258
Fuel & Lubricants	58,035,027	42,265,935	57,736,474	42,020,623
Rates & Taxes	28,255,379	44,052,450	28,255,379	44,052,450
Reward	-	1,523,376	-	1,523,376
Membership & Subscription	1,886,510	2,642,360	1,812,410	2,642,360
Cleaning Expenses	116,064,722	118,597,499	115,624,783	118,293,125
Local Conveyance Transportation	7,313,132	9,528,620	7,079,602	9,528,620
Service Charges	274,455	-	-	-
Other	2,937,485	-	-	-
Total	891,499,281	813,506,878	885,394,378	811,762,475

4.37.2 Other

Other comprises the following items:

Particulars	Group		Bank	
	Year ended 32 Ashadh 2079	Year ended 31 Ashadh 2078	Year ended 32 Ashadh 2079	Year ended 31 Ashadh 2078
Annual General Meeting Expenses	894,824	759,932	894,824	724,042
Loan Recovery Expenses	6,638,623	6,598,607	6,638,623	6,598,607
Recruitment Expenses	50,190,445	3,282,874	50,190,445	3,282,874
Provision for advances	-	-	-	-
Others	50,370,262	42,820,928	42,363,060	39,899,131
Total	108,094,154	53,462,342	100,086,952	50,504,654

4.38 Depreciation & Amortisation

Particulars	Group		Bank	
	Year ended 32 Ashadh 2079	Year ended 31 Ashadh 2078	Year ended 32 Ashadh 2079	Year ended 31 Ashadh 2078
Depreciation on property and equipment	541,440,022	221,669,522	540,188,320	220,679,898
Depreciation on investment property	-	-	-	-
Amortisation of intangible assets	19,319,889	17,229,106	18,911,093	17,008,776
Total	560,759,912	238,898,628	559,099,413	237,688,674

Depreciation is the systematic allocation of the depreciable amount of an asset over its useful life. Amortization is the systematic allocation of the depreciable amount of an intangible asset over its useful life. Depreciation is measured and recognized as per NFRS on property and equipment, and investment properties, and amortization of intangible assets is presented under this account head.

RASTRIYA BANIJYA BANK LIMITED NOTES FORMING PART OF THE FINANCIAL STATEMENTS

4.39 Non operating income

Particulars	Group		Bank	
	Year ended 32 Ashadh 2079	Year ended 31 Ashadh 2078	Year ended 32 Ashadh 2079	Year ended 31 Ashadh 2078
Recovery of loan written off	429,626,520	385,501,318	429,626,520	385,501,318
Other income	805,130	5,538,296	805,130	5,538,296
Total	430,431,650	391,039,614	430,431,650	391,039,614

The incomes that have no direct relationship with the operation of transactions are presented under this head.

4.40 Non operating expense

Particulars	Group		Bank	
	Year ended 32 Ashadh 2079	Year ended 31 Ashadh 2078	Year ended 32 Ashadh 2079	Year ended 31 Ashadh 2078
Loan written off	120,780,124	-	120,780,124	-
Redundancy provision	-	-	-	-
Expense of restructuring	-	-	-	-
Other expense	-	-	-	-
Total	120,780,124	-	120,780,124	-

The expenses that have no direct relationship with the operation of transactions are presented under this head. The expense covered under this account head includes loan written off, recovery of loan, redundancy provision, expense of restructuring etc.

4.41 Income tax expense

Particulars	Group		Bank	
	Year ended 32 Ashadh 2079	Year ended 31 Ashadh 2078	Year ended 32 Ashadh 2079	Year ended 31 Ashadh 2078
Current tax expense				
Current year	1,507,129,432	598,921,575	1,497,438,710	589,440,765
Adjustments for prior years	1,965,041	36,985	1,965,041	-
Deferred tax expense				
Origination and reversal of temporary differences	330,345,923	875,497,479	334,824,911	874,960,947
Changes in tax rate	-	-	-	-
Recognition of previously unrecognised tax losses	-	-	-	-
Total income tax expense	1,839,440,396	1,474,456,038	1,834,228,662	1,464,401,712

The amount of income tax on net taxable profit is recognized and presented under this account head. This account head includes current tax expense and deferred tax expense/deferred tax income.

4.41.1: Reconciliation of tax expense and accounting profit

Particulars	Group		Bank	
	Year ended 32 Ashadh 2079	Year ended 31 Ashadh 2078	Year ended 32 Ashadh 2079	Year ended 31 Ashadh 2078
Profit before tax	6,145,286,020	4,920,591,300	6,127,050,512	4,888,030,008
Tax amount at tax rate of 30%	1,843,585,806	1,476,177,390	1,838,115,154	1,466,409,002
Add: Tax effect of expenses that are not deductible for tax purpose	264,663,041	529,442,620	264,663,041	528,903,048
Less: Tax effect on exempt income	(605,339,485)	(1,400,413,082)	(605,339,485)	(1,399,585,932)
Add/less: Tax effect on other items	336,531,034	869,249,110	336,789,952	868,675,593
Total income tax expense	1,839,440,396	1,474,456,038	1,834,228,662	1,464,401,712
Effective tax rate	29.93%	29.97%	29.94%	29.96%

5. Disclosures and Additional Information

5.1 RISK MANAGEMENT

Risk Management structure of the Bank has set clear separation between Businesses function and risk management function. Accordingly, the Bank has set up a separate Risk Management Department (RMD) headed by the department chief. The RMD oversees global, macro, micro and departmental level risk that arise out of daily business operation as well as on periodic basis and are put to the oversight of Senior Management, Risk Management Committee and the Board to discuss the reports thereon and issue instructions as appropriate. The RMD also develops the mechanism for assessing and reviewing its risk management policies, processes and procedures for individual risk elements, at a regular interval, based on the main findings of the monitoring reports and the results of analysis of developments from external market changes and other environmental factors.

i. Risk Management Committee

Board of Directors is the apex and supreme authority of the Bank and is responsible to frame and implement robust policies and framework for effective compliance of regulation and direction issued by the regulatory authority. BOD ensures the strategies, policies and procedure is in accordance with the risk appetite/ tolerance limit for effective management of risk within the Bank. The board understands the nature of risk of the bank, and periodically reviews reports on risk management, including policies and standards, stress testing, liquidity and capital

adequacy through the reporting by the Risk Management Committee and the Asset- Liabilities Management Committee.

Pursuant to the Nepal Rastra Bank directive on corporate governance, the Bank has established Risk Management Committee with well-defined terms of reference in line the Nepal Rastra Bank's Unified Directives, 2078. At least four quarterly meeting is conducted on annual basis however number of meeting can be increased as per the requirement. The committee supervises overall risk management of the Bank broadly classified as liquidity risk, market risk, operational risk, credit risk and residual risk.

ii. Risk Governance

Bank has prepared and implemented policies and procedures to mitigate the risk at enterprises level arising to the bank and has inculcated risk culture among the employees by establishing ownership mentality, capacity building programs, well defined job responsibilities and inhabiting good ethical culture.

Through its Risk Management Framework, the Bank seeks to efficiently manage credit, market and liquidity risks which arise directly through the Bank's commercial activities as well as operational, regulatory and reputational risks which arise as a normal consequence of any business undertaking.

The Assets and Liabilities Committee is responsible for the management of capital and establishment of, and compliance with, policies relating to balance sheet management, including management of liquidity, capital adequacy and structural foreign exchange and interest rate exposure and tax exposure.

The bank's risk governance structure is such that the responsibility for maintaining risk within the banks risk blanket is cascaded down from the Board to the appropriate functional, client business, senior management and committees. Information regarding material risk issues and compliance with policies and standards is communicated through the business, functional, senior management and committees.

iii. Risk Management Policy Guidelines

Risk Management Policy Guidelines 2016 has been designed in compliance to the guidelines issued by Nepal Rastra Bank on Risk management in order to provide a framework for ensuring systematic Risk Management function in Rastriya Banijya Bank. "Risk Management Policy Guidelines, 2016" has played a vital role in laying a foundation towards identification, measurement, monitoring and control of all the major risks that the bank is exposed. Besides, the bank aims that these policy guidelines will go a long way in embedding a "calculated risk taking culture" in the organization. "Risk Management Policy Guidelines, 2016" of the bank has provided a guidance for designing the Risk Management Process of Rastriya Banijya Bank and the same has included policies, standards, methodologies, procedures



and limits for the implementation of the process. The policy is in harmony with the ICAAP Policy of the bank and the same has set a foundation stone for the adoption of the advanced approaches to identification, measurement, monitoring and control of risks that the bank is exposed.

iv. Internal Control

The Board is responsible for ensuring that the Bank has appropriate internal control framework in place that supports the achievement of its strategies and objectives. The various functions of the Bank should also be looked upon with a view to ensure that there is a proper control mechanism in place to support its expansion and growth which enables it to maximize profitable business opportunities, avoid or reduce risks which can cause loss or reputational damage, ensure compliance with applicable laws and regulations and enhance resilience to external events.

The Board has set policies and procedures for risk identification, risk measurement, risk monitoring and risk control in line with the Nepal Rastra Bank's Unified Directives, 2078 and the same has effectively been implemented.

The effectiveness of the Company's internal control system is reviewed regularly by the Board, its Committees, Management and Internal Audit department.

The Internal Audit monitors compliance with policies/standards and the effectiveness of internal control structures across the Bank through regular audit, special audit, information system audit, Off Site review and AML/CFT/KYC audit. The audits observations are reported to the Chief Executive Officer and Business Heads for initiating immediate corrective measures. Internal Audit reports are periodically forwarded to the Audit Committee for review and the committee issues appropriate corrective action in accordance with the issue involved to the respective department, provincial offices or branches.

v. Risk Identification and its mitigation

■ Credit Risk

Credit risk is the probability of loss associated with the failure of counterparty to meet its contractual obligations to pay the Bank in accordance with agreed terms. The Credit Risk Monitoring and Reporting Framework/ have been prepared in order to mitigate/ minimize the credit risk of the Bank through appropriate monitoring and reporting framework established within the Bank.

Bank has implemented various System/ Policies/ Procedures/ Guidelines for the effective management of Credit Risk. For the purpose of assessment of credit risk of the bank, following activities were carried out:

- Current system/policies/procedures/guidelines formulated were gone through;
- Actual Exposure of credit limit product wise, segment

wise were checked against Risk Appetite, tolerance limit mentioned in Respective Product Paper Guidelines, Credit Policy and Risk Management Policy Guidelines;

- Review of various reports prepared by the Departments such as Monitoring Report, Loan Overdue Report, Loan Report, Nepal Rastra Bank reports and risk assessment reports.

Credit Risk Management is ultimately the responsibility of the Board of Directors hence, overall strategy as well as significant policies has to be reviewed by the board regularly. Further, Senior Management is responsible for implementing the bank's credit risk management strategies and policies and ensuring that procedures are put in place to manage and control credit risk and the quality of credit portfolio in accordance with these policies.

Bank has following framework in place for the management of credit risk:

- Board of Directors of the Bank has approved amendment in Credit Policy and Credit Risk Management Policy of the bank.
- The Board of Directors has approved various product papers which need to be approved by the Board of Directors as per regulatory requirement.
- The Board Level Risk Management Committee reviews various credit risks reported by the risk management department and recommends the Board for appropriate policy level action.
- Risk Management Department, supervised by Department head has been formed for the overall Risk Management function of the Bank.
- Loan Recovery Department directly manages accounts with sustained deterioration along with all collection related activities.

Following major policies and procedural guidelines are implemented to manage the Credit Risk of the bank.

- Credit Manual
- Agriculture Credit Manual
- Deprived Sector Loan Manual
- Risk Management Policy Guidelines
- Loan Recovery Manual
- Collateral Security Valuation Manual
- Loan Write off Bylaw
- Credit Related Product Papers
- Various Credit related circulars

Further, the Bank has following Departments in place which are responsible for performing prescribed activities related to credit. Primary responsibility for management of credit risk lies with the respective departments. These Departments are also responsible to perform the activities as per existing internal control system established in line with the prescribed policies, guidelines and procedures for management of credit risk.

- Corporate and SME Department
- Infrastructure Banking Department
- Agriculture and Social Banking Department
- Loan Recovery and Credit Monitoring Department
- Consumer Banking Department
- Credit Administration Department

All the above departments report to the Deputy Executive Officer directly as prescribed by the Organizational Structure of the Bank developed by the Board of Directors except in case of Risk Management Department which reports to the Risk Management Committee through Department Head.

i. Maximum exposure to credit risk

The bank has financial assets consisting mainly of loans & advances and investments at amortized cost. In these cases, the maximum exposure to credit risk is the carrying amount of the related financial assets.

ii. Credit quality of neither past due nor impaired nor past due or impaired

The table below shows the credit quality by class of asset for all financial assets exposed to credit risk, based on the Bank's internal credit rating system.

■ Operational Risk

Operational Risk is defined as the risk of potential loss resulting from inadequate or failed internal processes, people and systems or from the impact of external events, including legal risks for the bank. Operational Risk is pervasive across all the functions of the Bank and is influenced by all resources, including human resource, systems and procedural designs, deployed by the Bank to carry out those functions. Operational Risk can be caused by both internal and external sources such as fraud, business interruptions, system failures, damage to physical infrastructure, failure in execution and service delivery, inherent

risks in products, customers, inadequacy in procedures or flawed process designs, and business practices. The risk can occur in any business function or the business supporting functions.

The Bank is committed to be governed with a strong culture of risk management and ethical business practices and therefore to averse it from potentially damaging operational risk events and is in a sound position to deal effectively with those events that do occur. The actions of the board and senior management, and policies, processes and systems provide the foundation for a sound risk management culture.

Bank seek to minimize our exposure to operational risk by use of key control standards, key control self-assessments and key risk indicators as toolkits to identify, assess, monitor and control operational risk events through timely acknowledgement of emerging threats and underlying vulnerabilities. The Bank shall also ensure highest level of governance standards and adherence to Code of Conduct and robust compliance to all regulatory as well as the Bank's internal policy, procedures and guidelines.

Effective policies, procedural guidelines and standard operating procedure are crucial tools for sound risk management. Therefore, adequacy and effectiveness of the policies and procedures and their effective implementation is closely monitored by the department to ensure that they have continuing relevance in line with regulatory requirement and adjusts to dynamic risk environment of the industry.

Particulars	Neither past due nor impaired	Past due less 90 days	Past due 91 to 180 days	Past due More than 180 days	Individually impaired	Total
Financial Assets						
Assets carried at Amortized Cost						
Cash and cash equivalent	7,880,097,708	-	-	-	-	7,880,097,708
Due from Nepal Rastra Bank	16,423,317,544	-	-	-	-	16,423,317,544
Placement with Bank and Financial Institutions	-	-	-	-	-	-
Loans and advances	212,227,488,178	13,031,672,353	505,890,446	952,497,003	-	226,717,547,980
Investment securities	59,491,782,100	-	-	-	-	59,491,782,100
Other Assets	1,880,042,693	-	-	-	-	1,880,042,693
Fair Value through Profit and Loss (FVTPL)						
Derivative financial instruments.	-	-	-	-	-	-
Fair Value through Other Comprehensive Income (FVTOCI)						
Investment securities	5,885,334,306	-	-	-	-	5,885,334,306
Investment in subsidiaries	200,000,000	-	-	-	-	200,000,000
Investment in associates	206,111,100	-	-	-	-	206,111,100
Total	304,194,173,629	13,031,672,353	505,890,446	952,497,003	-	318,684,233,431

Following major existing Policies/ guiding documents having close bearing with management of operation risk has been reviewed/approved and implemented:

- Financial Administration By-laws
- Trade Finance Manual
- Budget Manual
- Employee by-laws
- CARD and ATM Operational Manual
- E- Banking Operational Manual
- Pay bill Operational Manual
- Branch Operational Manual
- ICT Policy and Guidelines
- AML/ CFT Policy and Procedures
- ICAAP Policy
- Waste Paper Disposal Policy
- Risk Management Policy Guidelines

MARKET RISK & LIQUIDITY RISK

Market risk refers to the risk to a bank resulting from movements in market prices, in particular, changes in interest rates, foreign exchange rates, and equity and commodity prices. Market risk is defined as the risk of losses in on and off-balance sheet positions arising from movements in market prices. The risks subject to this requirement are:

- Interest Rate Risk:** Interest rate risk is the risk that the fair value or future cash flows of a financial instrument will fluctuate because of changes in market interest rates.
- Currency Risk:** Foreign exchange risk is the potential for the Bank to experience volatility in the value of its assets, liabilities and solvency and to suffer actual financial losses as a result of changes in value between the currencies of its assets and liabilities and its reporting currency.
- Equity Price Risk:** Equity price risk is the risk that the fair value or future cash flows of a financial instrument will

fluctuate because of changes in equity prices (other than those arising from interest rate risk or currency risk), whether those changes are caused by factors specific to the individual financial instrument or its issuer, or by factors affecting all similar financial instruments traded in the market.

The major sources of market risk for the bank are interest rate risk, exchange rate risk and liquidity risk. Bank has an Assets Liability Committee which meets regularly to identify and manage these risks as per the laid down policies and procedures. Treasury Back Office (TBO) regularly assess and monitor the treasury position and transaction of the Bank. TBO analyzed the net open position on a daily basis to mitigate all possible risk associated to foreign currency. ALCO on regular interval evaluates the sensitivity of asset and liability towards interest rate. Further interest sensitivity analysis is conducted to act as a tool to mitigate possible interest rate risk.

In order to evaluate the liquidity position, Bank has been calculating and evaluating liquidity ratio on daily basis. Major inflows/outflows having impact on the liquidity is monitored on daily basis. Transactions which have material impact on the liquidity position of the Bank are communicated without any delay to relevant department that manages fund. Sources and utilization of the fund are monitored on daily basis. Also regulatory limit of credit deposit position is also monitored and circulated to all concerned units on daily basis.

The following table depicts the maturity profile of the investment portfolio on an undiscounted cash flow basis which is designed and managed to meet the required level of liquidity as and when liquidity outgo arises taking into consideration the time horizon of the financial liabilities of the business.

Particulars	Less than 3 month	3 to 6 months	6 to 1 year	More than 1 year	Total
Assets					
Cash and cash equivalent	7,880,097,708	-	-	-	7,880,097,708
Due from Nepal Rastra Bank	16,423,317,544	-	-	-	16,423,317,544
Placement with Bank and Financial Institutions	-	-	-	-	-
Derivative financial instruments.	-	-	-	-	-
Other trading assets	-	-	-	-	-
Loans and advances	225,259,160,531	505,890,446	309,069,767	643,427,236	226,717,547,980
Investment Securities	24,464,138,406	8,436,011,000	9,550,292,000	22,926,675,000	65,377,116,406
Investment in subsidiaries	-	-	-	200,000,000	200,000,000
Investment in associates	-	-	-	206,111,100	206,111,100
Other assets	10,218,725,611	-	-	3,219,887,977	13,438,613,588
Total	284,245,439,800	8,941,901,446	9,859,361,767	27,196,101,312	330,242,804,326
Liabilities					
Due to Bank and Financial Institutions	4,748,840,822	-	-	-	4,748,840,822
Due to Nepal Rastra Bank	24,060,736,189	-	-	-	24,060,736,189
Derivative financial instruments	-	-	-	-	-
Deposits from customers	35,080,614,064	17,030,068,000	36,613,204,000	169,420,411,000	258,144,297,064
Borrowing	-	-	-	60,000,000	60,000,000
Other liabilities	5,185,856,863	-	-	2,757,012,241	7,942,869,104
Debt securities issued	-	-	-	2,607,123,287	2,607,123,287
Total	69,076,047,938	17,030,068,000	36,613,204,000	174,844,546,528	297,563,866,466

5.2 CAPITAL MANAGEMENT

5.2.1 Qualitative disclosures

The Bank has formulated and implemented the "Internal Capital Adequacy Assessment Process 2015" (ICAAP Policy 2015) which has been approved by the Board of Directors. The policy is a system of sound, effective, and complete strategies and processes that allow the Bank to assess and maintain, ongoing basis, the amounts, types and distribution of internal capital that the Bank considers adequate to cover the nature and level of risk to which the Bank is or might be exposed to.

The Bank maintains an actively managed capital base to cover risks inherent in the business and is meeting the capital adequacy requirements of the Nepal Rastra Bank. The adequacy of the Bank's capital is monitored using, among other measures, the rules and ratios established by the Basel Committee and adopted by the Nepal Rastra Bank.

The Bank's policy is to maintain a strong capital base to maintain investor, creditor and market confidence and sustain the future development of the business.

The Bank has complied with Capital Adequacy requirement of the Nepal Rastra Bank.

The Bank's regulatory capital consists of the following elements

Tier 1 Capital or Core Capital, which includes Paid up Capital, Statutory General Reserves, Retained Earnings, other free reserves and deductions of Deferred Tax Assets, Investment in equity of institutions with financial interests

Tier 2 Capital or Supplementary Capital, which includes General Loan Loss Provision, Exchange Equalization Reserves, Subordinated Term Debt, Investment Adjustment Reserve, Other Reserve

Regulatory minimum paid up capital

Commercial banks were required by the Monetary Policy 2015/16 to attain a stipulated minimum paid up capital of NPR 8 billion by mid-July 2017. As on the reporting date, the Bank's paid up capital stood at NPR 13.94 billion (Previous Year 9.185 billion) and is in compliance with the requirement.

5.2.2 Quantitative disclosures

a) Capital Structure and Capital Adequacy

i. Capital Adequacy Ratio

S.N	Particulars	FY 2078-79	FY 2077-78
(A)	Tier 1 Capital [Core Capital (CET 1+AT1)]	28,062,067,748	23,404,624,274
a	Paid up Equity Share Capital	14,940,359,099	10,184,891,614
b	Equity Share Premium	-	-
c	Proposed Bonus Equity Shares	-	-
d	Statutory General Reserves	10,598,497,488	9,740,748,892
e	Retained Earnings	1,863,442,019	26,046,945
f	Un-audited current year cumulative profit/(loss)	-	3,423,628,297
g	Capital Redemption Reserves	-	-
h	Capital Adjustment Reserves(Capital Reserve Fund created as per direction of finance ministry in connection with condition related to loan waiver and reimbursement as per Small and Cottage Industries Loan Waiver Guidelines 2065)	481,195,653	481,195,653
i	Debenture Redemption Reserve	625,000,000	-
j	Dividend Equalization Reserves	-	-
k	Bargain Purchase Gain	-	-
l	Other free Reserves	5,500,000	5,500,000
m	Less: Goodwill	-	-
n	Less: Intangible Assets	52,408,411	57,869,027
o	Less: Fictitious Assets	-	-
p	Less: Investment in equity of Licensed Financial Institutions	-	-
q	Less: Investment in equity of institutions with Financial Interests	351,111,100	351,111,100

S.N	Particulars	FY 2078-79	FY 2077-78
r	Less: Investment in equity of institutions in excess of the limits	48,407,000	48,407,000
s	Less: Investments arising out of Underwriting Commitments	-	-
t	Less: Reciprocal crossholdings	-	-
u	Less: Purchase of Land and Buildings in excess of limit and unutilized	-	-
v	Less: Cash Flow Hedge	-	-
w	Less: Defined Benefit Pension Assets	-	-
x	Less: Unrecognized Defined Benefit Pension Liabilities	-	-
y	Less: Negative Balances of reserve accounts	-	-
z	Less: Other Deductions	-	-
	Adjustment under Pillar II	-	-
a	Less: Shortfall in Provision (6.4a 1)	-	-
b	Less: Loans and Facilities extended to related parties and restricted lending (6.4a 2)	-	-
	Additional Tier 1 (AT1)	-	-
a	Perpetual Non-cumulative Preference Share Capital	-	-
b	Perpetual Debt Instruments	-	-
c	Stock Premium	-	-
	(B) SUPPLEMENTARY CAPITAL (TIER II)	6,000,468,423	5,011,823,950
a	Cumulative and/or Redeemable Preference Shares	-	-
b	Sub-ordinated Term Debt	2,000,000,000	2,500,000,000
c	Hybrid Capital Instruments	-	-
d	Stock Premium	-	-
e	General Loan Loss Provision	3,759,995,553	2,312,208,379
f	Exchange Equalization Reserve	102,331,730	100,066,324
g	Investment Adjustment Reserve	15,845,700	15,845,700
h	Asset Revaluation Reserve	77,183,784	38,591,892
i	Other Reserves	45,111,656	45,111,656
	TOTAL CAPITAL FUND (TIER I AND TIER II)	34,062,536,171	28,416,448,224
	CAPITAL ADEQUACY RATIOS	2078-79	2077-78
	Core Capital	10.95%	11.09%
	Supplementary Capital	2.34%	2.37%
	Total Qualifying Capital	13.29%	13.46%

ii. Summary of Bank's internal approach to assess the adequacy of capital to support current and future activities, if applicable

To ensure that the Bank's capital adequacy commensurate to demand of the Bank's capital required by the business planning, the Management and the Board prudently and proactively engage on ongoing process of capital and risk assessment, stress testing and scenarios testing, monitoring and reporting as per the ICAAP 2015.

The Bank follows "Stress Testing Guidelines 2012" issued by Nepal Rastra Bank in order to assess of the vulnerability of the Bank under various stress situations typically, application of "what if" scenarios, especially in the problematic identification of low frequency but high severity events and identifying expected and unexpected losses. It focuses on capturing the impact of large, but still plausible events and understanding the overall risk profile in a coherent and consistent framework, including impact analysis on earnings, solvency and liquidity.

A formal monitoring and reporting mechanism have been established to provide the senior management necessary information on the risk profile, trends, and the capital requirements as per ICAAP 2015 and Stress Testing Guidelines. Such reports are being prepared on a monthly and quarterly basis and circulated to relevant business units/departments, Risk Management and Credit Department, and tabled in Assets Liability Committee (ALCO) meeting. Further quarterly reports are presented to the Risk Management Committee and the Board for review and discussions.

iii. Summary of the terms, conditions and main features of all capital instruments, especially in case of subordinated term debts including hybrid capital instruments

Ordinary share capital: The Bank has only one class of equity shares having a par value of Rs.100 per share. Each holder of equity shares is entitled to one vote per share. In the event of liquidation of the Bank, holder of equity shares will be entitled to receive remaining assets of the Bank after distribution of preferential amount. The distribution will be in proportion to the number of equity shares held by the shareholders.

b) Risk Exposures

i. Risk weighted exposures for Credit Risk, Market Risk and Operational Risk

Particulars	FY 2078-79	FY 2077-78
RISK WEIGHTED EXPOSURES		
Risk Weighted Exposures for Credit Risk	227,878,518,389	184,976,670,310
Risk Weighted Exposures for Operational Risk	14,601,247,625	14,839,089,842
Risk Weighted Exposures for Market Risk	630,514,022	351,609,891
Total Risk Weighted Exposures (Before Banks adjustment of Pillar II)	243,110,280,036	200,167,370,042
Adjustment under Pillar II		
Add: ALM Policies and Practices are not satisfactory, add 1 % of net interest income to RWE	-	-
Add:% total Deposit RWE due to insufficient Liquid Assets (6.4a 6)	-	-
Add: 4% of Gross total Income of Previous Financial Year for Inadequate Operational Risk Management Process(6.4a 7)	3,535,646,400	2,917,415,300
Add: 4 % of the total Risk Weighted Exposures for unsatisfactory overall risk management policies and procedures (6.4a 9)	9,724,411,201	8,006,694,802
Add: 3% of the total RWE due to non-compliance to disclosure requirement (6.4a 10)	-	-
Total Risk Weighted Exposures (After Banks adjustment of Pillar II)	256,370,337,637	211,091,480,144

Credit Risk Weighted Exposure Calculation Table

A. Balance Sheet Exposures	Book Value	Specific Provision	Eligible CRM	Net Value	Risk Weight	Risk Weighted Exposures
	a	b	c	d=a-b-c	e	f=d*e
Cash Balance	4,739,389,901.00	-	-	4,739,389,901.00	0%	-
Balance With Nepal Rastra Bank	16,423,317,544.00	-	-	16,423,317,544.00	0%	-
Gold	-	-	-	-	0%	-
Investment in Nepalese Government Securities	57,847,508,350.00	-	-	57,847,508,350.00	0%	-
All Claims on Government of Nepal	1,729,206,520.00	-	-	1,729,206,520.00	0%	-
Investment in Nepal Rastra Bank securities	-	-	-	-	0%	-
All claims on Nepal Rastra Bank	-	-	-	-	0%	-
Claims on Foreign Government and Central Bank (ECA 0-1)	-	-	-	-	0%	-
Claims on Foreign Government and Central Bank (ECA -2)	-	-	-	-	20%	-
Claims on Foreign Government and Central Bank (ECA -3)	-	-	-	-	50%	-
Claims on Foreign Government and Central Bank (ECA-4-6)	-	-	-	-	100%	-
Claims on Foreign Government and Central Bank (ECA -7)	-	-	-	-	150%	-
Claims On BIS, IMF, ECB, EC and MDB's recognized by the framework	-	-	-	-	0%	-
Claims on Other Multilateral Development Banks	-	-	-	-	100%	-
Claims on Domestic Public Sector Entities	500,587,001.13	78,289,375.00	-	422,297,626.13	100%	422,297,626.13
Claims on Public Sector Entity (ECA 0-1)	-	-	-	-	20%	-
Claims on Public Sector Entity (ECA 2)	-	-	-	-	50%	-
Claims on Public Sector Entity (ECA 3-6)	-	-	-	-	100%	-
Claims on Public Sector Entity (ECA 7)	-	-	-	-	150%	-
Claims on domestic banks that meet capital adequacy requirements	2,673,826,147.77	-	-	2,673,826,147.77	20%	534,765,229.55
Claims on domestic banks that do not meet capital adequacy requirements	-	-	-	-	100%	-
Claims on foreign bank (ECA Rating 0-1)	770,426,502.36	-	-	770,426,502.36	20%	154,085,300.47
Claims on foreign bank (ECA Rating 2)	25,973,989.32	-	-	25,973,989.32	50%	12,986,994.66
Claims on foreign bank (ECA Rating 3-6)	579,295,295.23	-	-	579,295,295.23	100%	579,295,295.23
Claims on foreign bank (ECA Rating 7)	-	-	-	-	150%	-
Claims on foreign bank incorporated in SAARC region operating with a buffer of 1% above their respective regulatory capital requirement	-	-	-	-	20%	-
Claims on Domestic Corporates (Credit rating score equivalent to AAA)	-	-	-	-	50%	-

A. Balance Sheet Exposures	Book Value	Specific Provision	Eligible CRM	Net Value	Risk Weight	Risk Weighted Exposures
	a	b	c	d=a-b-c	e	f=d*e
Claims on Domestic Corporates (Credit rating score equivalent to AA+ to AA-)	-	-	-	-	70%	-
Claims on Domestic Corporates (Credit rating score equivalent to A+ to A-)	-	-	-	-	80%	-
Claims on Domestic Corporates (Credit rating score equivalent to BBB+ & below)	-	-	-	-	100%	-
Claims on Domestic Corporates (Unrated)	94,004,651,438.76	-	-	94,004,651,438.76	100%	94,004,651,438.76
Claims on Foreign Corporates (ECA 0-1)	-	-	-	-	20%	-
Claims on Foreign Corporates (ECA 2)	-	-	-	-	50%	-
Claims on Foreign Corporates (ECA 3-6)	-	-	-	-	100%	-
Claims on Foreign Corporates (ECA 7)	-	-	-	-	150%	-
Regulatory Retail Portfolio (Not Overdue)	89,000,748,429.10	-	20,222,181,204.00	68,778,567,225.10	75%	51,583,925,418.83
Claims fulfilling all criterion of regularity retail except granularity	-	-	-	-	100%	-
Claims secured by residential properties	17,932,719,444.50	-	-	17,932,719,444.50	60%	10,759,631,666.70
Claims not fully secured by residential properties	-	-	-	-	150%	-
Claims secured by residential properties (Overdue)	108,236,545.72	59,560,880.33	-	48,675,665.39	100%	48,675,665.39
Claims secured by Commercial real estate	3,145,789,866.26	-	-	3,145,789,866.26	100%	3,145,789,866.26
Past due claims (except for claims secured by residential properties)	4,432,964,497.44	3,558,217,071.25	-	874,747,426.18	150%	1,312,121,139.27
High Risk claims	19,473,172,546.17	-	-	19,473,172,546.17	150%	29,209,758,819.26
Lending against securities (bonds)	-	-	-	-	100%	-
Trust Receipt Loans for Trading Firms	804,374,586.46	-	-	804,374,586.46	120%	965,249,503.75
Investments in equity and other capital instruments of institutions listed in stock exchange	1,557,939,305.43	5,000,000.00	-	1,552,939,305.43	100%	1,552,939,305.43
Investments in equity and other capital instruments of institutions not listed in the stock exchange	602,276,060.00	16,588,000.00	-	585,688,060.00	150%	878,532,090.00
Staff loan secured by residential property	3,687,775,915.00	-	-	3,687,775,915.00	50%	1,843,887,957.50
Interest Receivable/claim on government securities	735,459,620.00	-	-	735,459,620.00	0%	-
Cash in transit and other cash items in the process of collection	43,943,981.00	2,620,960.00	-	41,323,021.00	20%	8,264,604.20
Other Assets (as per attachment)	21,627,231,196.10	9,051,228,610.70	-	12,576,002,585.40	100%	12,576,002,585.40
	342,446,814,682.74	12,771,504,897.29	20,222,181,204.00	309,453,128,581.46		209,592,860,506.79

B. Off Balance Sheet Exposures	Book Value	Specific Provision	Eligible CRM	Net Value	Risk Weight	Risk Weighted Exposures
Revocable Commitments	-	-	-	-	0%	-
Bills Under Collection	5,088,698.00	-	-	5,088,698.00	0%	-
Forward Exchange Contract Liabilities	-	-	-	-	10%	-
LC Commitments With Original Maturity Upto 6 months domestic counterparty	3,500,133,464.00	-	660,544,836.80	2,839,588,627.20	20%	567,917,725.44
Foreign counterparty (ECA Rating 0-1)	-	-	-	-	20%	-
Foreign counterparty (ECA Rating 2)	-	-	-	-	50%	-
Foreign counterparty (ECA Rating 3-6)	-	-	-	-	100%	-
Foreign counterparty (ECA Rating 7)	-	-	-	-	150%	-
LC Commitments With Original Maturity Over 6 months domestic counterparty	-	-	-	-	50%	-
Foreign counterparty (ECA Rating 0-1)	-	-	-	-	20%	-
Foreign counterparty (ECA Rating 2)	-	-	-	-	50%	-
Foreign counterparty (ECA Rating 3-6)	-	-	-	-	100%	-
Foreign counterparty (ECA Rating 7)	-	-	-	-	150%	-
Bid Bond, Performance Bond and Counter guarantee domestic counterparty	7,529,964,236.00	-	337,221,942.40	7,192,742,293.60	40%	2,877,096,917.44
Foreign counterparty (ECA Rating 0-1)	-	-	-	-	20%	-
Foreign counterparty (ECA Rating 2)	-	-	-	-	50%	-
Foreign counterparty (ECA Rating 3-6)	-	-	-	-	100%	-
Foreign counterparty (ECA Rating 7)	-	-	-	-	150%	-
Underwriting commitments	-	-	-	-	50%	-
Lending of Bank's Securities or Posting of Securities as collateral	-	-	-	-	100%	-
Repurchase Agreements, Assets sale with recourse	-	-	-	-	100%	-
Advance Payment Guarantee	463,130,992.00	-	-	463,130,992.00	100%	463,130,992.00
Financial Guarantee	870,238,997.00	-	-	870,238,997.00	100%	870,238,997.00
Acceptances and Endorsements	-	-	-	-	100%	-
Unpaid portion of Partly paid shares and Securities	-	-	-	-	100%	-
Irrevocable Credit commitments (short term)	8,400,433,030.69	-	-	8,400,433,030.69	20%	1,680,086,606.14
Irrevocable Credit commitments (long term)	12,083,981,524.95	-	-	12,083,981,524.95	50%	6,041,990,762.48
Claims on foreign bank incorporated in SAARC region operating with a buffer of 1% above their respective regulatory capital requirement	-	-	-	-	20%	-

B. Off Balance Sheet Exposures			Book Value	Specific Provision	Eligible CRM	Net Value	Risk Weight	Risk Weighted Exposures
Other Contingent Liabilities			5,785,195,882.06	-	-	5,785,195,882.06	100%	5,785,195,882.06
Unpaid Guarantee Claims			-	-	-	-	200%	-
TOTAL (B)			38,638,166,824.70	-	997,766,779.20	37,640,400,045.50		18,285,657,882.56
Total RWE for credit Risk Before Adjustment (A) + (B)			381,084,981,507.45	12,771,504,897.29	21,219,947,983.20	347,093,528,626.96		227,878,518,389.35

Adjustments under Pillar II

SRP 6.4a(3) - Add 10% of the loans & facilities in excess of Single Obligor Limits to RWE							-	
SRP 6.4a(4) - Add 1% of the contract (sale) value in case of the sale of credit with recourse to RWE							-	
Total RWE for Credit Risk after Bank's adjustments under Pillar II			381,084,981,507.45	12,771,504,897.29	21,219,947,983.20	347,093,528,626.96		227,878,518,389.35

Operational Risk Weighted Exposure

S.N.	Particulars	Fiscal Year				2078/79
		2075/076	2076/077	2077/078	2078/79	
1	Net Interest Income	10,229,511,488.42	9,448,401,890.00	8,209,449,136.44	9,295,948,051.00	
2	Commission and Discount Income	486,986,986.46	653,899,180.00	719,759,763.00	670,258,368.00	
3	Other Operating Income	966,289,170.56	541,224,430.00	633,442,414.00	993,966,489.00	
4	Exchange Fluctuation Income	20,981,943.46	54,733,760.00	161,277,208.00	27,267,665.00	
5	Addition/Deduction in Interest Suspense during the period	-	-	-	7,824,960,231.95	
6	Gross income (a)	11,703,769,588.90	10,698,259,260.0	9,723,928,521.44	18,812,400,804.95	
7	Alfa (b)	15%	15%	15%	15%	
8	Fixed Percentage of Gross Income [c=(a×b)]	1,755,565,438.34	1,604,738,889.00	1,458,589,278.22	1,606,297,868.52	
9	Capital Requirement for operational risk (d) (average of c)					
10	Risk Weight (reciprocal of capital requirement of 11%) in times (e)				9.09	
11	Equivalent Risk Weight Exposure [f=(d×e)]				14,601,247,624.82	

SRP 6.4a (8) Adjustments under Pillar II (If Gross Income for the last three years is negative)

1	Total Credit and Investment (net of Specific Provision) of related month	-				
2	Capital Requirement for Operational Risk (5% of net credit and investment)	-				
3	Risk Weight (reciprocal of capital requirement of 11%) in times		9.09			
4	Equivalent Risk Weight Exposure (g)		-			
5	Equivalent Risk Weight Exposure [h=f+g]		14,601,247,624.82			

Market Risk Weighted Exposure

S.No.	Currency	Open Position (FCY)	Exchange Rate	Open Position (NPR)	Relevant Open Position
1	INR	197,170,393	1.60	315,472,628	315,472,628
2	USD	6,242,658	127.60	796,563,131	796,563,131
3	GBP	776,286	148.96	115,635,621	115,635,621
4	EUR	725,618	127.75	92,697,670	92,697,670
5	THB	273,120	3.48	950,458	950,458
6	CHF	5,850	129.89	759,857	759,857
7	AUD	168,561	86.24	14,536,733	14,536,733
8	CAD	16,440	97.52	1,603,229	1,603,229
9	SGD	9,413	90.57	852,535	852,535
10	JPY	19,528,551	0.92	17,907,681	17,907,681
11	HKD	59,330	16.24	963,519	963,519
12	DKK	126,100	17.21	2,170,181	2,170,181
13	SEK	-	-	-	-
14	SAR	441,564	33.12	14,624,600	14,624,600
15	QAR	142,589	33.84	4,825,212	4,825,212
16	AED	74,270	33.84	2,513,297	2,513,297
17	MYR	106,707	28.08	2,996,333	2,996,333
18	KRW	2,852,000	0.10	276,074	276,074
19	CNY	28,764	18.36	528,107	528,107
20	KWD	2,831	413.48	1,170,562	1,170,562
21	BHD	658	337.61	222,147	222,147
(a) Total Open Position				1,387,269,574	1,387,269,574
(b) Fixed Percentage					5%
(c) Capital Charge for Market Risk (=a×b)					69,363,479
(d) Risk Weight (reciprocal of capital requirement of 11%) in times					9.09
(e) Equivalent Risk Weight Exposure (=c×d)					630,514,022

c) Amount of NPAs (Both Gross and Net)

Particulars	Current Year		Previous Year	
	Gross NPAs	Net NPAs	Gross NPAs	Net NPAs
Restructured / Reschedule Loans	708,098,872	619,586,513	79,515,824	69,576,346
Sub Standard Loans	666,314,600	505,890,446	1,690,359,549	1,272,253,829
Doubtful Loans	586,186,326	309,069,767	960,628,109	492,039,372
Loss	2,840,322,642	23,840,723	3,593,839,523	-
Total NPAs	4,800,922,440	1,458,387,449	6,324,343,005	1,833,869,547

5.3 CLASSIFICATION OF FINANCIAL ASSETS AND FINANCIAL LIABILITIES

Financial assets	Notes	As at 32 Ashadh 2079		As at 31 Ashadh 2078	
		Carrying Value	Fair value	Carrying Value	Fair value
Assets					
Assets carried at Amortised Cost					
Cash and cash equivalent	4.1	7,880,097,708	7,880,097,708	15,735,157,236	15,735,157,236
Due from Nepal Rastra Bank	4.2	16,423,317,544	16,423,317,544	20,128,499,606	20,128,499,606
Placement with Bank and Financial Institutions	4.3	-	-	-	-
Loan and advances to B/FIs	4.6	16,533,783,954	16,533,783,954	15,434,074,320	15,434,074,320
Loans and advances to customers	4.7	210,183,764,026	210,183,764,026	177,870,982,096	177,870,982,096
Investment securities	4.8	59,491,782,100	59,491,782,100	64,033,685,410	64,033,685,410
Other Assets		1,880,042,693	1,880,042,693	474,430,170	474,430,170
		312,392,788,025	312,392,788,025	293,676,828,838	293,676,828,838
Fair Value through Profit and Loss (FVTPL)				-	-
Derivative financial instruments.	4.4	-	-	-	-
				-	-
Fair Value through Other Comprehensive Income (FVTOCI)				-	-
Investment securities	4.8	5,885,334,306	5,885,334,306	7,027,539,393	7,027,539,393
Investment in subsidiaries	4.10	200,000,000	200,000,000	200,000,000	200,000,000
		6,085,334,306	6,085,334,306	7,227,539,393	7,227,539,393
Liabilities				-	-
Liabilities carried at Amortised Cost				-	-
Due to Bank and Financial Institution	4.17	4,748,840,822	4,748,840,822	2,369,240,000	2,369,240,000
Due to Nepal Rastra Bank	4.18	24,060,736,189	24,060,736,189	3,794,077,090	3,794,077,090
Deposits from customers	4.20	258,144,297,064	258,144,297,064	263,836,765,847	263,836,765,847
Borrowing	4.21	60,000,000	60,000,000	60,000,000	60,000,000
Other liabilities	4.23	4,009,629,454	4,009,629,454	7,450,911,297	7,450,911,297
Debt securities issued	4.24	2,607,123,287	2,607,123,287	2,517,465,753	2,517,465,753
		293,630,626,816	293,630,626,816	280,028,459,987	280,028,459,987

5.4 FAIR VALUE HIERARCHY OF FINANCIAL ASSETS AND FINANCIAL LIABILITIES

Particulars	Fair value Hierarchy (Level)	As at 32 Ashadh 2079	As at 32 Asadh 2078
Fair Value through profit and loss			
Financial Assets			
Forward exchange Contract held for trading		-	-
Financial Liabilities			
Forward exchange Contract held for trading		-	-
Fair Value through Other Comprehensive Income			
Financial assets			
Investment securities at OCI			
- Quoted equity securities(ordinary)	1	703,900,856	3,038,651,501
Promoter Shares	3	2,959,917,099	2,126,679,291
Mutual Fund	1	966,066,571	1,069,742,517
- Unquoted equity securities	3	1,255,449,780	792,466,084
Total		5,885,334,306	7,027,539,393

Financial Instruments held at amortised cost

Particular	Fair value Hierarchy (Level)	As at 32 Ashadh 2079	As at 32 Asadh 2078
Financial assets			
Cash and cash equivalent	1	7,880,097,708	15,735,157,236
Due from Nepal Rastra Bank	1	16,423,317,544	20,128,499,606
Debt securities	3	926,635,801	415,076,591
Government bonds	3	25,591,715,249	24,740,517,661
Government treasury bills	3	32,973,431,050	38,878,091,158
Nepal Rastra Bank bonds	3	-	-
Loan and advances to B/FIs	3	16,533,783,954	15,434,074,320
Loans and advances to customers	3	210,183,764,026	177,870,982,096
Other Assets	3	1,880,042,693	474,430,170
Total		312,392,788,025	293,676,828,838
Financial liabilities			
Due to Bank and Financial Institutions	3	4,748,840,822	2,369,240,000
Due to Nepal Rastra Bank	3	24,060,736,189	3,794,077,090
Deposits from customers	3	258,144,297,064	263,836,765,847
Borrowing	3	60,000,000	60,000,000
Other liabilities	3	7,247,149,648	7,450,911,297
Debt securities issued	3	2,607,123,287	2,517,465,753
Subordinated Liabilities	3	-	-
Total		296,868,147,010	280,028,459,987

Valuation Techniques

Nature of Investment	Valuation Approach	Basis of Valuation
Equity – Quoted: Public Share	Market Based	Prevailing Market Price as on Asadh end 2079
Equity – Quoted: Promoter Share (With trading data)	Market Based	Prevailing Market Price as on Asadh end 2079
Equity – Quoted: Promoter Share (With no trading data)	Market Based	As a percentage of price of promoter share over ordinary shares of similar banks traded in the market
Equity - Unquoted	Market and Income Based	Simple Average of NAV and CEM
Mutual Fund – Quoted (With trading data)	Market Based	Prevailing Market Price as on Asadh end 2079
Mutual Fund – Quoted (Without trading data)	Market Based	Net Asset Value (NAV) published by the fund as on Asadh end 2079
Mutual Fund - Unquoted	Asset Based	Net Asset Value (NAV) published by the fund as on Asadh end 2079
Subsidiaries-Equity Shares		Cost Price
Subsidiaries- Preference Shares	Market and Income Based	Simple Average of value determined as per NAV and CEM
Associates	Asset Based	Value Determined as per Equity Method

5.5 SEGMENT ANALYSIS

5.5.1 General Information

The Bank's segmental reporting is in accordance with NFRS 8, Operating Segments. Operating segments are reported in a manner consistent with the internal reporting provided to

the bank's management committee, which is responsible for allocating resources and assessing performance of the operating segments.

5.5.2 Information about profit or loss, assets and liabilities

Particulars	Head Office	Province 1	Madhesh Province	Bagmati Province	Gandaki Province	Lumbini Province	Karnali Province	Sudurpashim Province	Total
Revenue from external customers	2,866,695,743	2,627,508,765	1,822,962,526	10,294,955,066	1,767,460,787	2,143,929,117	713,879,394	923,614,600	23,161,005,998
Intersegment revenues	-	-	-	-	-	-	-	-	-
Net Revenue	2,866,695,743	2,627,508,765	1,822,962,526	10,294,955,066	1,767,460,787	2,143,929,117	713,879,394	923,614,600	23,161,005,998
Interest Revenue	2,253,558,277	2,294,046,136	1,706,511,471	9,285,551,472	1,679,668,281	1,971,457,606	658,545,709	840,399,908	20,689,738,861
Interest Expenses	760,612,591	1,497,271,509	1,257,329,575	5,146,456,153	695,826,670	1,222,205,139	260,557,865	553,531,305	11,393,790,807
Net Interest revenue	1,492,945,686	796,774,627	449,181,896	4,139,095,320	983,841,611	749,252,467	397,987,844	286,868,603	9,295,948,054
Depreciation and amortization	510,362,151								510,362,151
Segment profit/(loss)	(1,791,633,646)	732,499,646	182,497,019	3,348,720,169	775,936,987	543,122,652	285,310,411	216,368,610	4,292,821,850
Entity's interest in the profit or loss of associates	(1,079,057)								(1,079,057)
Impairment of assets									
Segment assets	81,076,856,502	30,567,773,330	23,134,308,146	127,126,350,600	23,272,658,872	25,442,512,002	8,233,432,881	11,388,911,993	330,242,804,326
Segment liabilities	46,752,099,072	36,428,049,460	32,090,325,177	112,584,360,626	15,713,223,022	28,200,546,337	8,923,588,190	16,871,674,582	297,563,866,466

5.5.3 Reconciliation of reportable segment revenues, profit or loss, assets and liabilities

Revenue	Amount (Rs.)
Total revenue for reportable segments	23,161,005,998
Other revenues	-
Elimination of intersegment revenues	-
Entity's revenues	23,161,005,998

Profit or loss	Amount (Rs.)
Total profit or loss for reportable segment	-
Other profit or loss	-
Elimination of intersegment profits	-
Unallocated amount	-
Profit before income tax	-

Assets	Amount (Rs.)
Total assets for reportable segments	330,242,804,326
Unallocated amounts	-
Entity's assets	330,242,804,326

Liabilities	Amount (Rs.)
Total liabilities for reportable segments	297,563,866,466
Other liabilities	-
Unallocated liabilities	-
Entity's liabilities	297,563,866,466

5.5.4 Information about major customers

The bank does not have any major customers which accounts for more than 10% of entity's revenue.

5.6 Share Options and Share based Payment

The Bank do not have a policy for share options to its employees. Similarly, during the year the Bank has not made any payments or settlements by issuing new shares to its employees.

5.7 Contingent Liabilities and Commitment

Details of contingent liabilities and commitments are given in note 4.28.

5.7.1 Income Tax Liability

The Bank has received reassessment orders for the financial years 2059/60 to 2073/74 from Large Taxpayers' Office (LTO).

With respect to appeals filed by bank to IRD for FY 2065/66 to 2071/72, IRD has passed orders on 2075/11/30. The Bank has further appealed to Revenue Tribunal on 2076/01/30 against those assessment orders passed by IRD. Revenue Tribunal had already passed orders in appeals filed by bank for FY 2059/60 to 2064/65. The bank has further appealed to Supreme Court of Nepal against certain aspects in the orders of Revenue Tribunal.

Bank has not made provisions against these additional demands and disclosed as contingent liabilities under Note 4.28 of Financial Statements.

The Bank has filed tax returns to the LTO up to the financial year 2077-78 under self-assessment procedures.

Financial year	Case pending at	Tax Liability determined by Tax Office	Tax deductible determined by the Revenue Tribunal	Net Tax Payable
FY 2059/60	Supreme Court	40,154,866	-	40,154,866
FY 2060/61	Supreme Court	409,489,278	390,198,432	19,290,846
FY 2061/62	Supreme Court	821,594,031	759,571,388	62,022,643
FY 2062/63	Supreme Court	221,515,009	214,224,264	7,290,746
FY 2063/64	Supreme Court	426,583,383	338,535,663	88,047,720
FY 2064/65	Supreme Court	492,997,664	428,621,163	64,376,501
FY 2065/66	Revenue Tribunal	537,808,899	478,073,854	59,735,045
FY 2066/67	Revenue Tribunal	682,662,120	590,856,483	91,805,637
FY 2067/68	Revenue Tribunal	311,560,379	233,182,946	78,377,433
FY 2068/69	Revenue Tribunal	523,483,701	398,043,925	125,439,776
FY 2069/70	Revenue Tribunal	649,453,255	546,836,153	102,617,102
FY 2070/71	Revenue Tribunal	385,783,898	-	385,783,898
FY 2071/72	Revenue Tribunal	737,438,854	335,089,776	402,349,078
FY 2072/73	Administrative Review	553,695,713	-	553,695,713
FY 2073/74	Administrative Review	137,477,930	-	137,477,930
Total		6,931,698,979	4,713,234,047	2,218,464,932

5.7.2 Status of legal cases filed in Debt Recovery Tribunal for loan recovery

During FY 2078-79 Bank has not filed any case at Debt Recovery Tribunal. The bank had filed a total of 905 cases on Debt Recovery Tribunal from FY 2060/61 to 2078/79 for recovery of amount Rs. 13,341,388,000, which comprises, loan of Rs 3,286,608,000 and interest of Rs 10,054,780,000. Out of the total litigations initiated, 796 cases were settled amounting Rs. 9,469,662,000 which includes principal of Rs 2,386,476,000 and interest of Rs 7,083,186,000. 67 Cases were decided with principal of Rs 245,376,000 and interest of amount Rs 777,659,000 and 5 legal cases are still in process amounting Rs 696,343,248.55. Decision of DRT on 2 cases were not in favor of the bank amounting Rs 73,592,329 and one case was withdrawn during the year. Also in case of 34 cases property has been auctioned.

5.7.3 Status of legal cases filed in other forum

During F/Y 2078-2079, Departmental action was initiated against 7 employees and one employee was suspended from their job on account of a banking offense & punishment. Clarification was sought from one employee. Further, departmental action was concluded against 10 employees.

In FY 2078/79, 104 cases were under process at various forums, out of which, 52 cases were newly registered in FY 2078/79. Final Decisions have been received on 12 cases till 32nd Ashadh 2079.

5.8 Related Party Disclosures

The Bank identifies the following as the related parties under the requirements of NAS 24.

Name	Relationship	Remarks
RBB Merchant Banking Company Limited	Subsidiary	
Everest Foods Limited (w.e.f 1 May 2018)	Subsidiary	Defunct company
Himal Cement Company (w.e.f 1 May 2018)	Associate	Defunct company
Rastra Utthan Laghubitta Bittiya Sanstha Ltd.	Associate	
Butwal Suti Dhago Udhyog	Associate	
Nepal Digital Payment Co. Ltd.	Associate	

5.8.1 Board Member Allowances and Facilities

The Board of Directors have been paid meeting fees of NPR 2,004,000 during the fiscal year. The 73 (2485th to 2557th) Board Meetings and 51 Board level sub committees meeting conducted during the fiscal year 2078/79.

The Chairperson and other members of the Board are paid NPR 4,000 per meeting respectively for Board and Board Level Committees meeting.

Meeting fees paid to the directors are as follows:

Name of the Director	Position	Meeting Allowance
Ramsharan Pudasaini	Chairman	80,000
Balaram Pathak	Chairman	212,000
Janak Kumar Baral	Director	296,000
Rajan Bahadur Poudel	Director	380,000
Madhab Prasad Dahal	Director	256,000
Romila Dhakal Upreti	Director	372,000
Jhakka Prasad Acharya	Director	40,000
Kedarnath Sharma	Director	196,000
Shambhu Prasad Marasini	Director	36,000
Dilip Kumar Dhungana	Director	68,000
Sushil Ghimire	Director	68,000
Total		2,004,000

In addition to the above meeting allowances, the Board Members have been provided with a monthly allowance of NPR 2,000 for newspapers, NPR 2,500 for telephone and for those directors who are not using transportation facility from the Bank are provided with amount equivalent to 20 liters of fuel.

5.8.2 Amount Paid to Chief Executive Officer

The Board of Directors have appointed Mr. Kiran Kumar Shrestha as Chief Executive Officer of the Bank with effect from 2076/12/29 for the period of 4 years. CEO has been paid salary and allowance of NPR. 6,604,191 during the FY 2078/79. CEO has been reimbursed with the communication expense and has been provided vehicle facility for official purpose.

The Salary and benefits paid to the CEO are as follow:

Name	Basic Salary	Provident Fund	Allowance	Bonus & Welfare	Other	Total Payment
Kiran Kumar Shrestha	3,120,000	312,000	2,171,000	985,591	15,600	6,604,191

5.8.3 Compensation Details for Key Management Personnel

Key Management Personnel includes members of Management Committee of the Bank and includes the following members;

Name	Designation
Kiran Kumar Shrestha, Chief Executive Officer	Chairman
Devendra Raman Khanal, Deputy Chief Executive Officer	Member
Sarswati Adhikari, Deputy Chief Executive Officer	Member
Debesh Prasad Lohani, Deputy Executive Officer	Member
Bimal Dangol, Deputy Executive Officer	Member
Pawan Regmi, Deputy Executive Officer	Member
Vinaya Raman Paudel, Deputy Executive Officer	Member
Durga Kumari Kandel, Deputy Executive Officer	Member
Hemraj Kharel, Member Secretary	Member Secretary

The compensation paid to the members of management committee other than the Chief Executive Officer has been shown in table below

Management Committee members	No.	Short Term Employee Benefits		Defined Retirement Benefits			Total
		Salary and allowances	Bonus	Provident Fund	Welfare fund	Medical Fund	
Deputy CEO, Level 12	2	3,220,849	464,668	163,818	224,120	277,382	4,350,837
Deputy Executive Officer, Level 11	5	8,470,034		408,066	507,100	662,326	10,047,526
Member Secretary	1	1,323,087	176,915	71,733	91,760	121,123	1,784,618
Total		13,013,970	641,583	643,616	822,980	1,060,831	16,182,981

Key Management Personnel are also provided with Staff Loan, vehicle facility, communication and other allowances as per the Staff Byelaws. KMPs are also eligible for Pension and Gratuity, Compensated Leave Absence and Endowment policy as per the Staff Byelaws. Share based payments are not made to any of the Key Management Personnel.

5.8.4 Transaction with Subsidiary

Particulars	For the year ended 32 Ashadh 2079	For the year ended 31 Ashadh 2078
Transaction during the year		
Interest paid to subsidiaries	233,260	70,07,506
Fees and commission expense	98,357	2,56,247
Office Administration Expense	1,315,846	44,55,525
Balance outstanding at year end		
Share capital	200,000,000	200,000,000
Deposit with the Bank	29,203,440	25,384,861
Borrowings	-	-

The subsidiary has paid dividend amounting to Rs. 20,000,000 during the FY 2078-79. The intra-group related figures have been excluded for presentation of the financial statement of the Group.

5.8.5 Transaction with Associate

The Bank holds 21.15% shares in Rastra Utthan Laghubitta Bittiya Sanstha Ltd, and 37.78 % share in Nepal Digital Payment Systems Co. Ltd. Himal Cement Company (26.74% of shares) and Butwal Suti Dhago Udhyog (20% of shares) are also associate company of the Bank. There were no transactions with the associates during the financial year.

The bank has provided deprived sector loan amounting to Rs. 220 million in FY 2077-78 and additional 60 million in FY 2078-79 to Rastra Utthan Laghubittiya Sanstha Limited. The institution has utilized full limit as on 2079 Ashadh end. Loan has been provided to the institution as per the Bank's Credit Manual and Nepal Rastra Bank's Unified Directives, 2078 and is arm's length transaction.

5.9 Additional Disclosures of non-consolidated entities

The Bank has 2 subsidiaries as at 32nd Ashadh 2079, out of which one subsidiary i.e. RBB Merchant Banking Limited, which is consolidated for the year ended 32nd Ashadh 2079.

Everest Food Limited, is a subsidiary of the Bank was engaged in processing of frozen meat. It is not in operation for a long period. Everest Food Limited has not been considered for Consolidation.

Except above, there are no such entities which are required to be consolidated but not done during the year.

5.10 Events after reporting date

The Bank monitors and assesses events that may have potential impact to qualify as adjusting and or non-adjusting events after the end of the reporting period. All adjusting events are adjusted in the books with additional disclosures and non-adjusting material events are disclosed in the notes with possible financial impact, to the extent ascertainable.

There are no material events that have occurred subsequent to 32nd Ashadh 2079 till the signing of this financial statement on 2079/08/29.

5.11 Non-Banking Assets

Non-current assets (such as property) and disposal groups (including both the assets and liabilities of the disposal groups) are classified as held for sale and measured at the lower of their carrying amount and fair value less cost to sell when: (i) their carrying amounts will be recovered principally through sale; (ii) they are FVTOCI in their present condition; and (iii) their sale is highly probable. Non-Banking Assets (NBA) has been shown under investment property. It has been recognized at lower of fair value or amount due at the time of assumption of NBA.

Immediately before the initial classification as held for sale, the carrying amounts of the assets (or assets and liabilities in a disposal group) are measured in accordance with the applicable accounting policies described above.

Name of Borrower	Date of assuming NBA	As at 32 Ashadh 2079	As at 31 Ashadh 2078
BirKirat Samuha	12/8/2006	27,317,000	27,317,000
Biki journal supplier	6/12/2005	235,000	235,000
Keshari Hardware store	6/12/2005	143,269	143,269
Surya Implex	6/12/2005	412,500	412,500
Krishna Shrestha (Staff)	2/4/1990	3,073	3,073
Yeti Creation	15/07/2004	17,716,875	17,716,875
Gopal Bahadur	15/07/1990	10,000	10,000
Sah Khadya Bhandar	12/1/2005	550,500	550,500
Kumari Hardware	19/07/2006	404,000	404,000
Krishna	16/07/2019	61,129,666	61,129,666
Jay Buddha International	9/1/2078	16,653,000	16,653,000
Manisha Milan Trade	10/06/2078	4,308,311	-
Dibya Dipika Store	31/05/2078	3,517,116	-
New Devkota General Order and Suppliers	29/11/2078	1,073,947	-
Rupa Traders	01/03/2079	44,208,257	-
Less : Impairment*		(417,073)	
Total		177,265,441	124,574,883

*The following properties have been impaired being in dispute and ongoing legal case.

Branch	Party Name	Book Value
Siraha	Kumari Hardware	404,000
Nepalgunj	Gopal Bahadur	10,000
Inaruwa	Krishna Shrestha (Staff)	3,072.50
Total Impairment		417,072.50

5.11.1 Movement of Non-Banking Assets

Particulars	FY 2078/79	FY 2077/78
Outstanding Balance as at Shrawan 1,	124,574,883	109,378,538
Add: Assets accepted during the year	53,107,631	16,653,000
Less: Assets sold during the year	-	(1,456,655.00)
Less: Impairment(417,073)		
Outstanding Balance as at Ashadh 31,	177,265,441	124,574,883

5.12 Disclosures under NFRS 16 "Leases"

5.12.1 Lease Liabilities

Lease Liabilities under the lease agreements, are measured at the Present value of unpaid lease payments discounted using the bank's Incremental borrowing rate. The lease liabilities are presented in the Statement of Financial Position under the heading "Other Liabilities". Detailed calculation of Lease Liabilities is shown below:

Particulars	Amount
Lease liability previous period end	-
Initial Recognition on 1st Shrawan 2078	1,343,079,051
Lease liability (Adjusted opening)	1,343,079,051
Additions new lease contracts during FY 2078-79	57,510,548
Termination of the lease contract	-
Finance cost	44,711,339
Lease payments	(269,073,529)
Lease liability as at Asadh 31, 2079	1,176,227,409

5.12.2 Right of Use Asset

Right of Use (ROU) Assets recognized under a lease agreement are measured at the amount that comprises of Initial Measurement of Lease Liability plus lease payments made at or before the commencement date less lease incentives plus initial direct cost incurred by lessee plus estimation of future dismantling and restoration cost if any. The ROU Assets are presented in the Statement of Financial Position under the heading "Property and Equipment". Detailed Calculation of ROU Assets is shown below:

Particulars	Amount
Gross ROU Asset as at 1, Shrawan 2078	-
Initial Recognition on 1st Shrawan 2078	1,343,079,051
Adjustment of Lease Equalization Account at 31st Asadh 2078	(10,706,739)
Adjusted Gross ROU Asset as at 1st Shrawan 2078	1,332,372,312
Additions- new lease contracts during the year 2078-79	57,510,548
Accumulated Depreciation upto previous year	-
Depreciation for the current year	(262,999,542)
ROU Asset as at Asadh 31, 2079	1,126,883,318

5.12.3 Reconciliation of operating lease commitment and lease liability

Particulars	Amount
Operating Lease commitments as at 31st Ashadh, 2078	1,723,809,665
Error in lease commitment	(122,904,964)
Adjusted lease commitments at 31st Asadh 2078	1,600,904,701
Excluded from lease due to early termination	(82,340,584)
Previously not included in lease now included	-
Excluded short term lease	-
The effect of discounting using the incremental borrowing rate at Shrawan 1, 2078	(175,485,066)
Lease liability as at Shrawan 1, 2078	1,343,079,051

5.12.4 Maturity Analysis

Particulars	Amount
Not later than 1 month	16,328,774
Later than 1 month and not later than 3 months	39,685,130
Later than 3 months and not later than 1 year	177,693,817
Later than 1 year and not later than 5 years	773,889,237
More than 5 years	308,336,569

5.13 Earnings per share

The Bank measures earning per share on the basis of the earnings attributable to the equity shareholders for the period. The number of shares is taken as the weighted average number of shares for the relevant period as required by NAS 33 Earnings per Share.

Particulars	Units	Year ended	Year ended
		32 Ashadh 2079	31 Ashadh 2078
Profit attributable to equity shareholders (a)	NPR.	4,292,821,850	3,423,628,296
Weighted average of number of equity shares used in computing basic earnings per share (b)	Nos.	123,174,083	91,848,916
Basic Earnings per share (BEPS)	Rs	34.85	37.27
Weighted average of number of equity shares used in computing Diluted Earnings per Share (b)	Nos.	140,144,262	101,848,916
Diluted Earnings Per Share (DEPS)	Rs	30.63	33.61

5.14 Unpaid Dividends

As at the reporting date, unpaid dividend over five years amounts to as follows.

Particulars	As at 32 Ashadh 2079	As at 31 Ashadh 2078
Not collected for more than 5 years (transferred from NIDC Development Bank Ltd.)	1,622,582	1,622,582
Not collected up to 5 years	330,216	288,448
Total	1,952,798	1,911,030

5.15 Maturity Analysis Assets and Liabilities

The table below shows an analysis of assets and liabilities analyzed according to when they are expected to be recovered or settled. Trading assets and liabilities including derivatives have been classified to mature and/or be repaid within 12 months, regardless of the actual contractual maturities of the products. With regard to loans and advances to customers, the Bank uses the same basis of expected repayment behavior as used for estimating the EIR. Issued debt reflect the contractual coupon amortizations.

Particulars	As at 32 Asadh 2079		
	Within 12 months	After 12 months	Total
Assets			
Cash and cash equivalent	7,880,097,708	-	7,880,097,708
Due from Nepal Rastra Bank	16,423,317,544	-	16,423,317,544
Placement with Bank and Financial Institutions	-	-	-
Derivative financial instruments.	-	-	-
Other trading assets	-	-	-
Loan and advances to B/FIs	16,533,783,954	-	16,533,783,954
Loans and advances to customers	209,540,336,790	643,427,236	210,183,764,026
Investment securities	42,450,441,406	22,926,675,000	65,377,116,406
Current tax assets	3,636,497,060	-	3,636,497,060
Investment in subsidiaries	-	200,000,000	200,000,000
Investment in associates	-	206,111,100	206,111,100
Investment property	-	177,265,441	177,265,441
Property and equipment	-	3,167,479,565	3,167,479,565
Goodwill and Intangible assets	-	52,408,411	52,408,411
Deferred tax assets	-	-	-
Other assets	3,185,075,133	3,219,887,977	6,404,963,110

Particulars	As at 32 Asadh 2079		
	Within 12 months	After 12 months	Total
Total Assets	299,649,549,596	30,593,254,730	330,242,804,326
Liabilities			
Due to Bank and Financial Institutions	4,748,840,822	-	4,748,840,822
Due to Nepal Rastra Bank	24,060,736,189	-	24,060,736,189
Derivative financial instruments	-	-	-
Deposits from customers	88,723,886,064	169,420,411,000	258,144,297,064
Borrowing	-	60,000,000	60,000,000
Current Tax Liabilities	-	-	-
Provisions	375,716,839	-	375,716,839
Deferred tax liabilities	320,002,617	-	320,002,617
Other liabilities	4,490,137,407	2,757,012,241	7,247,149,648
Debt securities issued	2,607,123,287	-	2,607,123,287
Subordinated Liabilities	-	-	-
Total liabilities	125,326,443,225	172,237,423,241	297,563,866,466

Particulars	As at 31 Ashadh 2078		
	Within 12 months	After 12 months	Total
Assets			
Cash and cash equivalent	15,735,157,236	-	15,735,157,236
Due from Nepal Rastra Bank	20,128,499,606	-	20,128,499,606
Placement with Bank and Financial Institutions	-	-	-
Derivative financial instruments	1,496,090	-	1,496,090
Other trading assets	-	-	-
Loan and advances to B/FIs	15,434,074,320	-	15,434,074,320
Loans and advances to customers	103,277,002,096	74,593,980,000	177,870,982,096
Investment securities	41,897,454,409	29,163,770,393	71,061,224,802
Current tax assets	3,341,885,069	-	3,341,885,069
Investment in subsidiaries	-	200,000,000	200,000,000
Investment in associates	-	206,111,100	206,111,100
Investment property	-	124,574,883	124,574,883
Property and equipment	-	1,844,288,516	1,844,288,516
Goodwill and Intangible assets	-	57,869,027	57,869,027
Deferred tax assets	-	-	-
Other assets	2,079,136,344	1,902,157,543	3,981,293,887
Total Assets	201,894,705,170	108,092,751,462	309,987,456,632
Liabilities			
Due to Bank and Financial Institutions	2,369,240,000	-	2,369,240,000
Due to Nepal Rastra Bank	3,794,077,090	-	3,794,077,090
Derivative financial instruments	-	-	-
Deposits from customers	97,350,097,479	166,486,668,368	263,836,765,847
Borrowing	-	60,000,000	60,000,000
Current Tax Liabilities	-	-	-
Provisions	436,938,500	-	436,938,500
Deferred tax liabilities	847,757,900	-	847,757,900
Other liabilities	5,857,055,668	1,593,855,630	7,450,911,297
Debt securities issued	2,517,465,753	-	2,517,465,753
Subordinated Liabilities	-	-	-
Total liabilities	113,172,632,390	168,140,523,998	281,313,156,387

5.16 Movement of loans and advances

The movement of gross loans and advances to customers and Bank and Financial Institutions excluding interest receivable and staff loan are as follows:

Particulars	Year ended 32 Ashadh 2079	Year ended 31 Ashadh 2078
Opening Balance	195,971,108,135	156,518,710,615
Add: Disbursements during the year	357,909,846,346	214,695,969,937
Less: Recovery during the year	(324,353,600,000)	(175,243,572,417)
Less: Write off during the year	-	-
Closing Balance	229,527,354,481	195,971,108,135

5.17 Deposits

Bank's deposit was NPR. 258,144,297,064 (Previous Year: NPR. 263,836,765,783) at the reporting date. During the current year total deposits decreased by 2.16% or NPR. 5,692,468,783 than Previous Year.

DEPOSIT TYPE	As at 32 Ashadh 2079	As at 31 Ashadh 2078	Change	
			Amount	Percentage
A. Current Deposits	64,087,410,000	67,458,130,000	-3,370,720,000	-5.00%
C. Saving Deposits	115,687,456,989	130,643,180,000	-14,955,723,011	-11.45%
D. Fixed Deposits	62,400,051,255	48,908,300,000	13,491,751,255	27.59%
E. Call Deposit	14,475,220,000	15,241,850,000	-766,630,000	-5.03%
F. Others	1,494,158,820	1,585,305,847	-91,147,027	-5.75%
TOTAL	258,144,297,064	263,836,765,847	-5,692,468,783	-2.16%

5.18 Concentration of Deposits, Loans & Advances and Contingent Liabilities

Particulars	Loans and Advances	Deposits	Contingent Liability
Outstanding Balance as at 31st Ashadh 2079	229,527,354,481	258,144,297,064	37,950,471,374
Highest Exposure of a Single Unit	1,720,541,943	22,457,560,000	1,246,107,968
Concentration of Exposure (Current Year)	0.75%	8.70%	3.29%

5.19 Regulatory Reserve

Regulatory Reserve is the amount allocated from retained earnings of the Bank as per the Nepal Rastra Bank Directive no. 4 for the purpose of implementation of NFRSs and which shall not be regarded as free for distribution of dividend (cash as well as bonus shares). The amount allocated to this reserve includes, deferred tax asset, losses recognized in other comprehensive income, interest income recognized but not received in cash and non-banking assets recognized at lower of their carrying amount and fair value less cost to sell.

The movement of regulatory reserve during the fiscal year 2078/79 is presented below:

Particulars	As at 32 Ashadh 2079	As at 31 Ashadh 2078	Net Movement	Transfer to	Transfer from
Recognition of investment property	117,881,518	82,842,297	35,039,221	35,039,221	-
Amortization of debt securities issued	-	-	-	-	-
Deferred tax	175,186,814	-	175,186,814	175,186,814	-
Defined benefit obligation of employees	-	-	-	-	-
Accrued Interest Receivable	825,068,939	822,242,038	2,826,902	2,826,902	-
Less: Interest suspense in excess of AIR	-	-	-	-	-
Depreciation	-	-	-	-	-
	1,118,137,271	905,084,335	213,052,936	213,052,936	-
Actuarial Loss on gratuity	9,782,285,987	8,679,755,634	1,102,530,353	1,102,530,353	-
Total regulatory reserve	10,900,423,258	9,584,839,968	1,315,583,290	1,315,583,290	-
Reversal to Regulatory Reserve	1,315,583,290				

Adjustment of the Interest received within 15th day from end of the Financial Year (i.e. up to 2079 Shrawan 15) has not been considered for calculating the amount of accrued interest to be transferred to Regulatory Reserve.

Particulars	Amount
Interest receivable as on 2079 Ashadh End	1,240,705,172
Less: Interest received during till 15th of Shrawan 2079	-
	1,240,705,172
Less Bonus @ 5%	(62,035,259)
Less: Income Tax @ 30%	(353,600,974)
Net Adjustment in Regulatory Reserve	825,068,939

Non-banking assets is added in the regulatory reserve after deducting the bonus and taxes.

Particulars	Amount
Opening Non-banking assets	177,265,441
Less Bonus @ 5%	(8,863,272)
Less: Income Tax @ 30%	(50,520,651)
Net Adjustment in Regulatory Reserve	117,881,518

Year wise movement in various components of regulatory reserve is given below:

FY	Interest Receivable	Short Provision on NBA	Deferred Tax Assets	Actuarial Loss Recognized	Total
2074/75	3,797,102,667	57,270,561	1,102,284,913	4,662,691,958	9,619,350,099
2075/76	-3,358,584,152	19,079,754	-713,263,083	1,160,014,631	-2,892,752,850
2076/77	824,331,582	-3,613,587	258,004,314	2,065,821,939	3,144,544,248
2077/78	-440,608,059	10,105,569	-647,026,144	791,227,106	-286,301,528
2078/79	2,826,902	35,039,220	175,186,814	1,102,530,353	1,315,583,289
Total	825,068,940	117,881,517	175,186,814	9,782,285,987	10,900,423,258

5.20 DETAILS OF OTHER RESERVE

Particulars	Notes	As at 32 Ashadh 2079	As at 31 Ashadh 2078
Staff training fund	(a)	99,334,266	64,683,173
Corporate Social Responsibility Reserve	(b)	89,104,586	72,959,694
Investment Adjustment Reserve	(c)	15,845,700	15,845,700
Contingent Reserve	(d)	2,500,000	2,500,000
Institutional Development fund	(e)	3,000,000	3,000,000
Actuarial loss-Endowment & Gratuity (OCI)	(f)	(9,782,285,987)	(8,679,755,634)
Special Reserve Fund	(g)	45,111,656	45,111,656
Village and Cottage Industry Development Fund	(i)	525,000	525,000
Debenture Redemption Reserve	(j)	625,000,000	-
		(8,901,864,780)	(8,475,130,412)

Detail of other reserve as per Note 4.27 is explained below:

Particulars	Notes	As at 32 Ashadh 2079	As at 31 Ashadh 2078
Staff training fund	(a)	99,334,266	64,683,173
Contingent Reserve	(b)	2,500,000	2,500,000
Institutional Development fund	(c)	3,000,000	3,000,000
Total		104,834,266	70,183,173

a) Employees Training and Development Fund

Nepal Rastra Bank Unified Directive 6/078 point number 6 requires banks and financial institutions to incur expenses towards employee training and development equivalent to at least 3% of the preceding year's total staff salary and allowances. The actual amount expensed during the year was NPR 14,167,550. The closing balance of employees training and development fund is 99,334,265. In the subsequent year, balance in this fund will be reclassified to Retained Earnings and recognized as Personnel Expense in the Statement of Profit or Loss.

Particulars	Amount (Rs.)
Opening Balance	64,683,173
Addition during the Year (3% of staff salary and allowances of FY 2077/78)	48,818,643
Less: Training Expenses for the year	(14,167,550)
Closing Balance	99,334,266

b) Corporate Social Responsibility Reserve

Directive no 6.16 requires Banks and Financial Institutions to create Corporate Social Responsibility Fund and annually appropriate an amount equivalent to 1% of net profit into this fund. The fund is created towards covering the Bank's expense in CSR activities in the subsequent year. The Bank appropriates required amount to this fund for every reporting period. Whenever the appropriation is made, in subsequent year, balance in this fund is reclassified to Retained Earning and recognized as CSR Expense in the Statement of Profit or Loss.

Corporate Social Responsibility Expense- The expenses for the period for Corporate Social Responsibility Expense is Rs 26,783,327 as on Ashadh end 2078/79.

Particular	As at 32 Ashadh 2079	As at 31 Ashadh 2078
Opening Balance	72,959,694	90,966,389
Transfer to CSR reserve during the year	42,928,219	34,236,283
Expense during the year	(26,783,327)	-52,242,978
Closing balance	89,104,586	72,959,694

c) Investment adjustment reserve

As required by Nepal Rastra Bank's Unified Directives, 2078, the Bank has created Investment Adjustment Reserve (IAR) for

- investment in newly opened corporate body if not listed in stock exchange within three years from the date of operation or investment being made,
- investment in the shares and debentures of corporate body which are not listed in the stock exchange, and if such listing is not completed within three years from the date of investment, 100% provision of investment amount has been provided and credited in Investment Adjustment Reserve.

Particulars	Remarks	Cost	Amount
Nepal Oil Corporation 1,500 Shares of Rs 100 Each	Not listed more than 3 years	100,000	100,000
Nepal Stock Exchange Limited 184,089 Shares of Rs 100 Each	Not listed more than 3 years	2,142,500	2,142,500
Nepal Ban Nigam 43,310 Shares of Rs. 100 Each	Not listed more than 3 years	600,000	600,000
Nepal Metal Company 199,400 Shares of Rs 10 Each	Not listed more than 3 years	1,994,000	1,994,000
Balaju Yantrashala Private Limited 9,452 Shares of Rs 100 Each	Not listed more than 3 years	945,200	945,200
Audhagic Kshetra Byawasthapan Company 93,645 Shares of Rs 100 Each	Not listed more than 3 years	9,364,000	9,364,000
Nepal Ausadhi Limited 700 shares of Rs. 100 each	Not listed more than 3 years	700,000	700,000
Total Investment Adjustment Reserve			15,845,700

d) Contingency reserve

The Bank has created contingency reserve to meet the obligations arising from various contingent events in future. There has not been any change in this reserve during the year.

e) Institutional Development Fund

Institutional development Fund had been created with an object to meet any expenditure pertaining to development of the Bank. There has not been any movement in this reserve during the year.

f) Actuarial loss on Retirement Benefit

The Bank has carried out the actuarial valuation of Endowment and Gratuity payable to employees. The actuarial gain/losses on such valuation has been transferred to Other Comprehensive Income pursuant to the requirement of NAS 19 Employee Benefit.

g) Special Reserve Fund

Special Reserve Fund had been created by the erstwhile NIDC Development Bank Limited and has been carried forward by the bank post-merger.

h) Village and Cottage Industry Development Fund

Village and Cottage Industry Development Fund has been taken over from the erstwhile NIDC Development Bank Limited by the bank post-merger.

5.21 PROVISION FOR EMPLOYEE BONUS

The Bank has provided NPR 322,476,343 (Previous year NPR 257,264,737) as employee bonus computed at 5% of profit before tax.

5.22 Investment in Himal Cement Company

Investment in Himal Cement Company was made by the erstwhile NIDC Development Bank Limited. NIDC Development Bank had investment amounting NPR 36,892,100 in Himal Cement Company Limited. Himal Cement is not in operation as at 32nd Ashadh 2079.

As per letter no 157 dated 2071/08/ 18 written by Ministry of Finance to Ministry of Industry, Ministry of Commerce and Supply and NIDC, proposals were put up for discussion in cabinet meeting which stated that investment of NPR 100 million made by the Finance Comptroller General Office (FCGO) should be recorded in the books of Himal Cement as Share Capital of the Company.

Total holding of the bank without considering shares of FCGO is 80.90%. The revised holding of the Bank in the shares of Himal Cement Company if the shares of FCGO is considered shall be 26.74%. The Bank for the purpose of recording investment in Himal Cement Company in the books of account has considered the holding at 26.74%

Also, since there is no control in the company, the Bank has not considered it as subsidiary, rather shown it as investment in associates.

Existing share held by NIDC	399,518
Total Shares before recording share of Finance Comptroller General Office (FCGO)	493,818
Percentage of holding without considering shares from Finance Comptroller General Office (FCGO)	80.90%
Total share after recording share of FCGO 1,000,000	1,493,818
Revised holding of NIDC if shares of FCGO is considered	26.74%

5.23 Provision for Long Outstanding and Unreconciled Balances:

Long Outstanding Balances which have been aged beyond one year has been shown under "Other Assets" and adequate provision has been made for such balances. An amount of NPR 375,716,839 has been provisioned for risk of such assets during the reported period (Previous Year: NPR 436,938,500). The detail of such balances are presented in the following table:

Particulars	As at 32 Ashadh 2079	As at 31 Ashadh 2078
Provision for Agency Balances	104,759,433	104,759,432
Provision for Debtors	75,380,031	108,033,360
Provision for Cash in Transits	1,672,924	2,623,220
Provision for other Transit Items	8,111,033	4,836,011
Provision for Draft Paid Without Notice	70,499,832	70,550,465
Provision for Overdrawn Deposits	39,337,564	43,402,084
Provision for Central Office Account (Dr. Balance)	3,561,746	4,718,324
Provision for Stationery Stock	2,818,614	3,682,524
Provision for NRB Reconciliation	4,707,096	4,707,096
Provision for Government Transaction (Old Balances)	1,459,395	1,459,395
Provision for Pension Transaction (Old Balances)	3,696,805	3,696,805
Provision for Branch OS Balance (Gulariya)	7,191,426	7,191,426
Provision for Takeover Accounts	-	77,278,358
Provision for Prepaid Insurance	4,519,626	-
Provision for Dividend receivable	6,459,529	-
Provision for Prepaid Rent	10,147,113	-
Provision for Transit Expenses	12,217,597	-
Provision for Transit Others	19,177,076	-
	375,716,839	436,938,500

5.24 Representative Director in other entities

The Bank has representative directors in the following companies. The representative director does not have substantive rights to direct the relevant activities of the entity and there was no power exercised over these entities during the reporting period. Thus, the entities are not considered for consolidation.

- Employee Provident Fund
- Neco Insurance Ltd.
- National Life Insurance Company Ltd.
- Rastriya Utthan Laghubitta Bitiya Sanstha Ltd.
- Gorakhali Rubber Udhog Ltd.
- Nepal Stock Exchange Ltd.
- Himal Cement Ltd.
- RBB Merchant Banking Limited
- Nepal Ban Nigam Limited
- Nepal Digital Payment Co. Ltd.

5.25 Details of Associates

Name of Associates	Place of incorporation and principal place of business	Principal Activity	Proportion of ownership interests and voting rights held by the Bank	
			As at 31 Ashadh 2078	As at 32 Ashadh 2079
Butwal Suti Dhago Udhog Limited	Nepal	Manufacturing	20.00%	20.00%
Himal Cement Company Limited	Nepal	Manufacturing	26.74%	80.90%
Rastra Uthhan Laghubitta Sanstha	Nepal	Microfinance	21.15%	21.15%
Nepal Digital Payment Co. Ltd.	Nepal	Digital Payment	37.78%	37.78%

Investment in Rastra Uthhan Laghubitta Sanstha and Nepal Digital Payment Co. Ltd. is accounted for using the equity method in this consolidated financial statements. Butwal Suti Dhago Udhog Limited and Himal Cement Company Limited are defunct company and provision for impairment has been created for investment in these entities.

5.25.1 Rastra Utthan Laghubitta Sanstha Limited

Particulars	As at 32 Ashadh 2079 (Un Audited)
Property Plant and Equipment	18,870,130
Other Assets	40,279,290
Loans and Advances	3,287,611,460
Member Deposit	828,498,680
Borrowing from BFIs	2,145,828,270
Other liabilities	111,741,970

Particulars	As at 32 Ashadh 2079 (Un Audited)
Interest income on Loan	447,962,940.00
Interest expense on borrowing and deposits	227,106,700.00
Provision for possible losses	1,994,800.00
Profit (loss) for the year	66,502,240.00
Other comprehensive income for the year	-
Total comprehensive income for the year	-
Dividends received from the associate during the year	-

Reconciliation of the above summarized financial information to the carrying amount of the interest in Rastra Utthan Laghubitta Sanstha Limited recognized in the consolidated financial statements:

Particulars	As at 32 Ashadh 2079	As at 31 Ashadh 2078
Net assets of the associate	442,212,760	292,999,710
Proportion of the Bank's ownership interest in Rastra Utthan Laghubitta Sanstha Limited	93,527,999	92,085,623
Goodwill	-	-
Other adjustments	-	-
Carrying amount of the Bank's interest in Rastra Utthan Laghubitta Sanstha Limited	93,527,999	92,085,623

5.26 ADJUSTMENT FOR ACCRUED INTEREST RECEIVABLE AND INTEREST SUSPENSE

Interest Income on loans and advances has been computed as per "Guideline on Recognition of Interest Income 2019". Therefore, the interest receivable due for more than 365 days and interest receivable against loans in Bad category has not been recognized. Interest receivable on such category of loan shall be recognized if arrears of principal and interest from the borrowers have been cleared and it is probable that the customer is capable of fully servicing his obligation under terms of the loan for the foreseeable future.

Particulars	32 Ashadh 2079	31 Ashadh 2078
Closing interest suspense	6,593,432,559	7,699,315,040
Less: Accrued Interest Receivable taken to Interest Income		
Adjusted Interest Suspense Account	6,593,432,559	7,699,315,040

5.27 DISCLOSURE RELATED TO LOAN WRITTEN OFF DURING THE REPORTING PERIOD

During the reporting period Loans and Advance with principal amounting to NPR. 120,780,123 and interest amounting to NPR. 682,576,714 were written off.

5.28 DECLARATION OF COMPLIANCE WITH NEPAL RASTRA BANK'S DIRECTIVE ISSUED FOR MINIMIZATION OF THE IMPACT OF COVID-19

Particulars	As of Ashadh end 2079		Remarks
	No. of Customers	Amount	
Accrued Interest Received after Asadh end 2079 till 15 Bhadra 2079	0	0	Any interest recovered/received after 2079 Ashad End has not been deducted from regulatory reserves.
Additional 0.3% Loan Loss Provision created on Pass Loan Portfolio		629,074,635	The Bank has made additional loan loss provision of 0.30% on pass loan portfolio in compliance with NRB Direction.
Extension of moratorium period of loan provided to Industry or Project under construction	7	2,949,116,409	The Bank has provided extension of moratorium period for highly COVID affected borrowers as per their request.
Restructured/Rescheduled Loan with 5% Loan Loss Provision	65	741,370,000	The Bank has restructured/rescheduled loans provided to COVID impacted borrowers as per NRB Directives/ Circulars and 5% loan loss provisioning has been maintained.
Enhancement of Working Capital Loan by 20% to COVID affected borrowers	-	-	The Bank has not provided additional 20% working capital loan during FY 2078/79.
Enhancement of Term Loan by 10% to COVID affected borrowers	-	-	The Bank has not provided additional 10% term loan during FY 2078/79.
Expiry Date of Additional 20% Working Capital Loan (COVID Loan) extended for up to 1 year with 5% provisioning	139	460,982,354	Expiry date of 20% additional working capital loan has been extended up to 1 year with 5% provisioning.
Expiry Date of Additional 10% Term Loan (COVID Loan) extended for up to 1 year with 5% provisioning	12	172,512,000	Expiry date of 10% additional term loan has been extended up to 1 year with 5% provisioning.
Time Extension provided for repayment of Principal and Interest for up to two years as per clause 44 of NRB Directives 2	4	966,160,026	The Bank has extended the repayment period up to two years as per clause 44 of NRB Directives 2.

DETAILS OF REFINANCE AND BUSINESS CONTINUITY LOAN

Particulars	As of Ashadh end 2079		Remarks
	No. of Customers	Amount	
Refinance Loan	1,656	7,060,736,189	The Bank has obtained refinance facility for the loans and advances provided to COVID impacted borrowers as per NRB refinancing procedure.
Business Continuity Loan	-	-	Business continuity loans has not been provided due to no demand of borrowers.

DETAILS OF SUBSIDIZED LOAN

Particulars	As of Ashadh end 2079		Remarks
	No. of Customers	Amount	
Subsidized Loan	11,500	11,291,038,581	The Bank has provided subsidized loans to women entrepreneurs, marginalized society, highly professionals, returnee from foreign employment at concessional interest rate to promote agriculture, business and employment.

5.29 PROPOSED DIVIDEND

The Board of Directors in its 2579th meeting held on 2079/08/29 has passed a resolution for recommending distribution of 7.50% Cash dividend and 5.00% Bonus Shares on the paid up capital as at 32 Ashadh 2079 from distributable profit up to FY 2078/79, subject to the approval from upcoming Annual General Meeting and Government of Nepal.

The cash dividend and bonus share equivalent to 7.50%. and 5.00% of paid up share capital amounting Rs. 1,045,526,932 and 697,017,955 respectively shall be distributed from distributable profit up to FY 2078/79.

Details of proposed dividend shall be as below:

Particulars	Amount Rs.
Paid up Share Capital as on 2079 Ashad End	13,940,359,099
Distributable Profit for FY 2078/79	1,466,465,248
Distributable Profit up to FY 2078/79	1,889,254,765
Cash Dividend Percentage	7.50%
Amount of Cash Dividend	1,045,526,932
Percentage of Bonus Share	5.00%
Amount of Bonus Share	697,017,955
Total Percentage of Dividend	12.50%
Total Amount of Dividend	1,742,544,887

5.30 PRINCIPAL INDICATORS

Particulars	Indicators	FY	FY	FY	FY	FY
		2074-75	2075-76	2076-77	2077-78	2078-79
1. Percent of net Profit/ Gross Income	Percent	25.97	30.43	23.17	18.61	18.53
2. Adjusted Earnings Per Share	Rs.	30.26	56.04	48.61	37.27	34.85
3. Market Value per Share	Rs.	-	-	-	-	-
4. Price Earnings Ratio	Ratio	-	-	-	-	-
5. Dividend (including Bonus) on Share capital	Percent	-	12%	4.50%	33%	
6. Cash Dividend on Share Capital	Percent	-	12%	2.50%	3%	
7. Interest Income/ Loan and Advances	Percent	9.20	8.97	9.63	6.99	7.93
8. Staff Expenses/ Total Operating Expense	Percent	31.48	30.57	24.53	22.45	18.92
9. Interest Expense on Total Deposit and Borrowings	Percent	1.76	2.59	3.3	2.97	4.22
10. Exchange Gain/Total Income	Percent	0.30	0.13	0.33	0.9	0.16
11. Staff Bonus/Total Staff expenses	Percent	9.50	11.27	10.57	8.49	10.08
12. Net Profit /Loans and Advances	Percent	2.25	3.41	2.8	1.75	1.87
13. Net Profit/ Total Assets	Percent	1.42	2.23	1.64	1.1	1.30
14. Total Credit/Deposits	Percent	71.38	77.15	67.16	73.62	88.49
15. Total Operating Expenses/ Total Assets	Percent	3.45	4.47	4.74	4.36	5.12
16. Adequacy of Capital Fund on Risk Weighted Assets						
a. Core Capital*	Percent	9.98	12.31	11.42	11.09	10.95
b. Supplementary Capital	Percent	1.48	1.08	1.22	2.37	2.34
c. Total Capital Fund	Percent	11.46	13.39	12.64	13.46	13.29
17. Liquidity (CRR)	Percent	5.29	6.44	7.32	3.54	7.32
18. Non Performing Credit/ Total Credit	Percent	4.75	4.59	4.08	3.23	2.09%
19. Base Rate		6.20	5.50	5.8	5.41	7.63
20. Weighted Average Interest Rate Spread*		4.95	4.46	4.26	4.37	4.29
21. Book Net Worth	Rs.	30,687,324,395	21,585,803,588	23,029,537,949	28,674,300,245	32,678,937,859
22. Total Shares	No.	101,848,916	90,047,957	90,047,957	91,848,916	149,403,591
23. Total Staff	No.	1,945	2,096	1,978	2,187	2,136

6. Comparison of Unaudited and Audited Financial Statements:

6.1 COMPARISON OF UNAUDITED AND AUDITED STATEMENT OF FINANCIAL POSITION AS AT 32 ASHADH 2079

Statement of Financial Position	As per Audited Financial Statement	As per unaudited Financial Statement	Variance		Reasons for Variance
			In amount	In %	
Assets					
Cash and cash equivalent	7,880,097,708	7,880,097,708	-	0.00%	
Due from Nepal Rastra Bank	16,423,317,544	16,423,317,544	-	0.00%	
Placement with Bank and Financial Institutions	-	-	-	0.00%	
Derivative financial instruments	-	-	-	0.00%	
Other trading assets	-	-	-	0.00%	
Loan and advances to B/FIs	16,533,783,954	16,574,188,753	40,404,799	0.24%	Due to Reclassification
Loans and advances to customers	210,183,764,026	212,049,558,981	1,865,794,955	0.88%	Increase in impairment provision, decrease in realizable accrued interest and recalculation of resent value of staff loan.
Investment securities	65,377,116,406	64,771,033,595	(606,082,811)	-0.94%	Change in valuation of equity instruments measured at FVTOCI
Current tax assets	3,636,497,060	2,929,257,678	(707,239,382)	-24.14%	Updated calculation of income tax liability as per Income Tax Act 2058
Investment in subsidiaries	200,000,000	200,000,000	-	0.00%	
Investment in associates	206,111,100	206,111,100	-	0.00%	
Investment property	177,265,441	177,682,514	417,073	0.23%	Impairment of some of the non-banking assets
Property and equipment	3,167,479,565	2,042,245,183	(1,125,234,382)	-55.10%	Due to addition of leased right to use assets on implementation of NFRS-16: Leases
Goodwill and Intangible assets	52,408,411	52,408,411	(0)	0.00%	
Deferred tax assets	-	36,946,221	36,946,221	100.00%	Update in calculation of deferred tax
Other assets	6,404,963,110	5,558,887,878	(846,075,232)	-15.22%	Reclassification
Total Assets	330,242,804,326	328,901,735,566	(1,341,068,760)	-0.41%	
Liabilities					
Due to Bank and Financial Institution	4,748,840,822	3,509,870,822	(1,238,970,000)	-35.30%	Reclassification of Deposits due to BFIs
Due to Nepal Rastra Bank	24,060,736,189	24,060,736,189	-	0.00%	
Derivative financial instruments	-	-	-	0.00%	
Deposits from customers	258,144,297,064	259,383,267,064	1,238,970,000	0.48%	Reclassification of Deposits due to BFIs
Borrowing	60,000,000	60,017,480	17,480	0.03%	Reclassification
Current Tax Liabilities	-	-	-	0.00%	
Provisions	375,716,839	438,081,464	62,364,625	14.24%	Update in calculation of provision
Deferred tax liabilities	320,002,617	-	(320,002,617)	100.00%	Update in calculation of deferred tax
Other liabilities	7,247,149,648	5,359,361,400	(1,887,788,248)	-35.22%	Increase in lease liability as per NFRS-16: Leases and reclassifications
Debt securities issued	2,607,123,287	2,607,123,287	-	0.00%	
Subordinated Liabilities	-	-	-	0.00%	
Total liabilities	297,563,866,466	295,418,457,706	(2,145,408,760)	-0.73%	
Equity					
Share capital	14,940,359,099	14,940,359,099	-	0.00%	
Share premium	-	-	-	0.00%	
Retained earnings	1,863,442,018	3,032,373,029	1,168,931,011	38.55%	Due to change in various items of statement of profit and loss and its appropriations
Reserves	15,875,136,743	15,510,545,732	(364,591,011)	-2.35%	Due to change in various items of statement of profit and loss and its appropriations
Total equity attributable to equity holders	32,678,937,860	33,483,277,860	804,340,000	2.40%	
Non-controlling interest	-	-	-	0.00%	
Total equity	32,678,937,860	33,483,277,860	804,340,000	2.40%	
Total liabilities and equity	330,242,804,326	328,901,735,566	(1,341,068,760)	-0.41%	

6.2 COMPARISON OF UNAUDITED AND AUDITED STATEMENT OF PROFIT OR LOSS FOR THE YEAR ENDED 32 ASHADH 2079:

Statement of Profit or Loss	As per Audited Financial Statement	As per unaudited Financial Statement	Variance		Reasons for Variance
			In amount	In %	
Interest income	20,689,738,858	21,018,370,518	328,631,660	1.56%	Due to interest reversal for increase in premium rate and downgrade of loan causing disqualification of interest recognition
Interest expense	11,393,790,807	11,349,079,468	(44,711,339)	-0.39%	Due to increase in finance cost of lease liability
Net interest income	9,295,948,051	9,669,291,050	373,342,999	3.86%	
Fees and commission income	1,019,601,336	1,019,601,336	-	0.00%	
Fees and commission expense	349,342,968	349,341,968	(1,000)	0.00%	reclassification
Net fee and commission income	670,258,368	670,259,368	1,000	0.00%	
Net interest, fee and commission income	9,966,206,419	10,339,550,418	373,343,999	3.61%	
Net trading income	27,267,665	27,352,839	85,174	0.31%	reclassification
Other operating income	993,966,489	911,085,507	(82,880,982)	-9.10%	Recruitment fee collected during FY 2078/79 recognized.
Total operating income	10,987,440,573	11,277,988,764	290,548,191	2.58%	
Impairment charge/(reversal) for loans and other losses	355,718,124	(686,818,359)	(1,042,536,483)	151.79%	Due to change in loan classification and additional provision
Net operating income	10,631,722,449	11,964,807,123	1,333,084,674	11.14%	
Operating expense					
Personnel expenses	3,200,129,676	3,361,713,063	161,583,387	4.81%	Due to change in retirement benefit expenses as per updated actuarial valuation report, change in bonus expenses and deferred employee cost.
Other operating expense	1,055,094,374	1,318,366,364	263,271,990	19.97%	House rent expenses reversed due to implementation of NFRS-16: Leases
Depreciation & Amortization	559,099,413	266,231,433	(292,867,980)	-110.01%	Increase in depreciation on lease assets due to implementation of NFRS-16: Leases
Operating Profit	5,817,398,986	7,018,496,263	1,201,097,277	17.11%	
Non-operating income	430,431,650	430,428,826	(2,824)	0.00%	
Non-operating expense	120,780,124	-	(120,780,124)	100.00%	reclassification of written off loan
Share of profit of associates	-	-	-	0.00%	
Profit before income tax	6,127,050,512	7,448,925,089	1,321,874,577	17.75%	
Income tax expense					
Current Tax	1,499,403,751	2,206,643,133	707,239,382	32.05%	Update in calculation of income tax expenses as per Income Tax Act, 2058
Deferred Tax	334,824,911	28,034,394	(306,790,517)	-1094.34%	Update in calculation of deferred tax expenses as per NAS 12: Income Taxes
Profit for the period	4,292,821,850	5,214,247,562	921,425,712	17.67%	

राष्ट्रिय बाणिज्य बैंक लि.को मिति २०७८ पौष २८ गते बस्ने १७ औं वार्षिक साधारण सभाबाट हुने निर्णयहरूको कारण बैंकको प्रबन्धपत्रमा गरिने संशोधनको तीन महले विवरण

दफा	साविकको व्यवस्था	प्रस्तावित व्यवस्था	संशोधन गर्नुपर्नेको कारण
६	<p>(ख) बैंकको कुल जारी पूँजी रु.१३,९४,०३,५९,१००।- (अक्षरेपी तेह्र अर्ब चौरानब्बे करोड तीन लाख उनन्साठी हजार एकसय मात्र) हुनेछ। सो मध्ये रु.१००।-का दरको १३,९३,६२,६०४।३३ (तेह्र करोड त्रियानब्बे लाख बैसठ्ठी हजार छ सय चार ३३/१००) कित्ता संस्थापक तथा ४०,९८६।६७ (चालीस हजार नौसय छयासी ६७/१००) कित्ता सर्वसाधारण शेयरमा विभाजन गरिएको छ।</p> <p>(ग) बैंकको कुल चुक्ता पूँजी रु.१३,९४,०३,५९,१००।-(अक्षरेपी तेह्र अर्ब चौरानब्बे करोड तीन लाख उनन्साठी हजार एकसय मात्र) हुनेछ। सो मध्ये रु.१००।-का दरको १३,९३,६२,६०४।३३ (तेह्र करोड त्रियानब्बे लाख बैसठ्ठी हजार छसय चार ३३/१००) कित्ता संस्थापक तथा ४०,९८६।६७ (चालीस हजार नौसय छयासी ६७/१००) कित्ता सर्वसाधारण शेयरमा विभाजन गरिएको छ।</p>	<p>(ख) बैंकको कुल जारी पूँजी रु.१५,६३,७३,७७,०५४।९५ (अक्षरेपी पन्ध्र अर्ब त्रिसठ्ठी करोड त्रिहत्तर लाख सत्तहत्तर हजार चौवन्न पैसा पन्चानब्बे मात्र) हुनेछ। सो मध्ये रु.१००।- का दरको १५,६३,३०,७३४।५४६५ (पन्ध्र करोड त्रिसठ्ठी लाख तीस हजार सात सय चौतिस ५४९५/१००) कित्ता संस्थापक तथा ४३,०३६।००३० (त्रिचालीस हजार छत्तीस ००३०/१००) कित्ता सर्वसाधारण शेयरमा विभाजन गरिएको छ।</p> <p>(ग) बैंकको कुल चुक्ता पूँजी रु.१५,६३,७३,७७,०५४।९५ (अक्षरेपी पन्ध्र अर्ब त्रिसठ्ठी करोड त्रिहत्तर लाख सत्तहत्तर हजार चौवन्न पैसा पन्चानब्बे मात्र) हुनेछ। सो मध्ये रु.१००।- का दरको १५,६३,३०,७३४।५४६५ (पन्ध्र करोड त्रिसठ्ठी लाख तीस हजार सात सय चौतिस ५४९५/१००) कित्ता संस्थापक तथा ४३,०३६।००३० (त्रिचालीस हजार छत्तीस ००३०/१००) कित्ता सर्वसाधारण शेयरमा विभाजन गरिएको छ।</p>	<p>यस बैंकको पूँजी वृद्धि योजना (Capital Plan) अनुसार आ.व.२०७८/७९ मा नेपाल सरकारबाट पूँजी वृद्धिका लागि थप भएको लगानी रकम रु.१ अर्ब र आ.व.२०७८/७९ को वितरणयोग्य मूनाफबाट शेयरधनीहरूलाई आ.व. २०७९/०८० मा वितरण गरिने ५ प्रतिशत बोनस शेयर पश्चात कायम हुने शेयर पूँजीलाई बैंकको साविक कुल जारी पूँजीमा समायोजन गर्न।</p> <p>आ.व.२०७८/७९ मा नेपाल सरकारबाट पूँजी वृद्धिका लागि थप भएको लगानी रकम रु.१ अर्ब र आ.व.२०७८/७९ को वितरणयोग्य मूनाफबाट शेयरधनीहरूलाई आ.व. २०७९/०८० मा वितरण गरिने ५ प्रतिशत बोनस शेयर पश्चात कायम हुने शेयर पूँजीलाई बैंकको साविक कुल चुक्ता पूँजीमा समायोजन गर्न।</p>

राष्ट्रिय वाणिज्य बैंकको विभागीय प्रमुखहरुको नामावली

क्र.सं.	नाम	तह	विभाग
१	नारायण प्रसाद लामिछाने	मुख्य प्रबन्धक	सम्पत्ति व्यवस्थापन विभाग
२	रामकुमार थापा	मुख्य प्रबन्धक	योजना अनुसन्धान तथा व्यवस्थापन सूचना प्रणाली विभाग
३	रिको स्थापित	मुख्य प्रबन्धक	सूचना प्रविधि विभाग
४	निम्बल श्रेष्ठ	मुख्य प्रबन्धक	ट्रेजरी विभाग
५	गायत्री श्रेष्ठ	मुख्य प्रबन्धक	सामान्य सेवा विभाग
६	राज्यलक्ष्मी खड्गी	मुख्य प्रबन्धक	उपभोक्ता बैकिङ्ग विभाग
७	सोनी श्रेष्ठ	मुख्य प्रबन्धक	संस्थागत तथा साना मझौला विभाग
८	आनन्द सुवेदी	मुख्य प्रबन्धक	भुक्तानी तथा फछ्यौट विभाग
९	भिम प्रसाद घिमिरे	मुख्य प्रबन्धक	मानव संशाधन विभाग
१०	पद्मा लक्ष्मी जि.सी.	मुख्य प्रबन्धक	सिकाई तथा विकास विभाग
११	सन्दिप जङ्ग कार्की	मुख्य प्रबन्धक	पूर्वाधार बैकिङ्ग विभाग
१२	सरोज बस्नेत	मुख्य प्रबन्धक	कर्जा अनुगमन तथा असुली विभाग
१३	भोलानाथ पौडेल	मुख्य प्रबन्धक	आन्तरिक लेखापरीक्षण विभाग
१४	ब्रज मोहन अधिकारी	मुख्य प्रबन्धक	कर्जा प्रशासन विभाग
१५	ऋषिराम ढकाल	मुख्य प्रबन्धक	डिजिटल बैकिङ्ग विभाग
१६	संजय क३मार श्रेष्ठ	मुख्य प्रबन्धक	वित्त विभाग
१७	कृष्ण शाह	मुख्य प्रबन्धक	कम्प्लायन्स विभाग
१८	ऋषभ भट्टराई	मुख्य प्रबन्धक	कृषि तथा सामाजिक बैकिङ्ग विभाग
१९	भवानी शंकर निरौला	वरिष्ठ प्रबन्धक	कानून विभाग
२०	अच्युत गौतम	वरिष्ठ प्रबन्धक	मार्केटिङ्ग विभाग

राष्ट्रिय वाणिज्य बैंकको प्रदेश कार्यालय प्रबन्धकहरुको नामावली

क्र.सं.	नाम	तह	प्रदेश
१	कमलेश ठाकुर	मुख्य प्रबन्धक	मधेश प्रदेश
२	ध्रुव प्रसाद अर्याल	मुख्य प्रबन्धक	बागमती प्रदेश
३	दिपक राज न्यौपाने	मुख्य प्रबन्धक	१ नं. प्रदेश कार्यालय
४	राजेश कुमार अग्रवाल	मुख्य प्रबन्धक	सुदुरपश्चिम प्रदेश कार्यालय
५	प्रमोद अधिकारी	मुख्य प्रबन्धक	गण्डकी प्रदेश कार्यालय
६	दिनेश गौतम	वरिष्ठ प्रबन्धक	लुम्बिनी प्रदेश कार्यालय
७	शिव प्रसाद चालिसे	वरिष्ठ प्रबन्धक	कर्णाली प्रदेश कार्यालय

२५६
२०७९-०९-११



नेपाल सरकार अर्थ मन्त्रालय

(वित्तीय क्षेत्र व्यवस्थापन तथा संस्थान समन्वय महाशाखा)

पत्र संख्या: वि.क्षे.व्य. २०७९/८०

च. नं.: ८०६



सिंहदरबार, काठमाडौं
नेपाल ।

मिति : २०७९/०९/०७

विषय: लाभांश वितरण स्वीकृति सम्बन्धमा ।

श्री राष्ट्रिय वाणिज्य बैंक लिमिटेड,
सिंहदरबारप्लाजा, काठमाडौं ।

तहाँ बैंकको प.सं.प्र.का.अ.१।२०७९/८०, च.नं.३९९, मिति २०७९/०९/०९ को पत्रबाट कम्पनी ऐन, २०६३ को दफा १८२ को व्यवस्था बमोजिम आ.व. २०७८/७९ को लेखापरीक्षण भएको वित्तीय विवरण बमोजिम आ.व. २०७८ / ७९ को वितरण योग्य मुनाफाबाट २०७९ आषाढ मसान्तमा कायम रहेको साधारण शेयर पुँजी रु. १३,९४,०३,५९,०९९/- को ७.५ (सात दशमलव पाँच) प्रतिशतले हुने रु.१,०४,५५,२६,९३२/- (अक्षरूपी रु एक अर्ब चार करोड पचपन्न लाख छब्बीस हजार नौ सय बत्तीस मात्र ।) नगद लाभांश (कर प्रयोजन सहित) तथा ऐ. ऐनको दफा १७९ बमोजिम साधारण सभाको विशेष प्रस्ताव मार्फत पारित गर्ने गरी ५ (पाँच) प्रतिशतले हुने रु.६९,७०,१७,९५५/- (अक्षरूपी रु. उनन्सत्तरी करोड सत्तरी लाख सत्र हजार नौ सय पचपन्न मात्र ।) बोनस शेयर लाभांश समेत गरी कुल १२.५० प्रतिशतले हुने रकम रु.१,७४,२५,४४,८८७/- (अक्षरूपी रु. एक अर्ब चौहत्तर करोड पच्चीस लाख चौवालिस हजार आठ सय सत्तासी मात्र ।) कम्पनी ऐन, २०६३ को दफा १८२ को उपदफा (२) बमोजिम प्रस्तावित लाभांश बैंकको आगामी १७ औं वार्षिक साधारण सभाबाट पारित गरी वितरण गर्न स्वीकृतिका लागि अनुरोध भई आएको विषय पेश हुँदा बैंकबाट अनुरोध भई आए बमोजिम आ.व.२०७८/७९ को वितरणयोग्य मुनाफाबाट बैंकको कायम चुक्ता पूँजीको ७.५ प्रतिशत नगद लाभांश (कर प्रयोजन सहित) तथा ५ प्रतिशत बोनस शेयर लाभांश वितरण गर्न नेपाल सरकार (माननीय मन्त्रीस्तर) को मिति २०७९/०९/०६ को निर्णयानुसार स्वीकृत प्रदान गरिएको व्यहोरा अनुरोध छ ।

[Signature]
२०७९/०९/०६

(अनिता शर्मा)

शाखा अधिकृत



नेपाल राष्ट्र बैंक बैंक सुपरिवेक्षण विभाग



दरबारमार्ग, काठमाडौं।

फोन नं.: ४४१९८०५, ७

फ्याक्स नं.: ४४१०१५९

Site: www.nrb.org.np

Email: bsd@nrb.org.np

पोष्ट बक्स: ७३

प.सं: बै.सु.वि./अफसाइट/१६५/२०७९-०८०

मिति : २०७९/०९/०६

✓ राष्ट्रिय वाणिज्य बैंक लिमिटेड,
सिंहदरबार प्लाजा, काठमाडौं

विषय: लाभांश घोषणा/वितरण तथा वित्तीय विवरण प्रकाशन सम्बन्धमा।

महाशय,

त्यस बैंकबाट पेश गरिएका वित्तीय विवरण तथा अन्य कागजातका आधारमा बैंक तथा वित्तीय संस्था सम्बन्धी ऐन, २०७३ को दफा ४७ को उपदफा (२) का प्रावधानहरु पालना गरेको देखिएको हुँदा, ऐ. ऐनको उपदफा (१) बमोजिम त्यस बैंकले प्रस्ताव गरे बमोजिम नियमनकारी समायोजन पछिको संचित मुनाफामा रहेको रकम रु.१,८६,३४,४२,०१७.०० बाट २०७९ असार मसान्तमा कायम रहेको चुक्ता पुंजी रु.१३,९४,०३,५९,०९९.०० को ७.५० प्रतिशतले हुने रकम रु.१,०४,५५,२६,९३२.४३ (अक्षरेपी एक अर्ब चार करोड पचपन्न लाख छब्बीस हजार नौ सय बत्तीस पैसा त्रिचालिस मात्र) नगद लाभांश र ५ प्रतिशतले हुने रकम रु.६९,७०,१७,९५.४९५ (उनान्सत्तरी करोड सत्तरी लाख सत्र हजार नौ सय चौबन्न पैसा पन्चानब्वे मात्र) गरी जम्मा रु.१,७४,२५,४४,८८७.३८ (अक्षरेपी एक अर्ब चौहत्तर करोड पच्चीस लाख चौवालिस हजार आठ सय सतासी पैसा अड्तीस मात्र) लाभांश अन्य प्रचलित कानूनी व्यवस्थाको समेत पालना गर्ने गरी वार्षिक साधारण सभाबाट पारित भएको अवस्थामा मात्र वितरण गर्न स्वीकृति प्रदान गरिएको तथा आ.व. २०७८/७९ को वार्षिक हिसाब वार्षिक साधारण सभामा स्वीकृतिको लागि पेश गर्ने प्रयोजनार्थ देहायका निर्देशनहरु सहित सार्वजनिक गर्न सहमति प्रदान गरिएको व्यहोरा निर्णयानुसार जानकारी गराउँदछु।

१. बैंकको वित्तीय विवरण उपर लेखापरीक्षकहरुद्वारा राय व्यक्त गर्दा Basis for Qualified Opinion मा उल्लेख गरेका निम्न बुदाहरुका सम्बन्धमा बैंकको लेखापरीक्षण समितिमा त्रैमासिक रुपमा छलफल गरी अन्तिम किनारा लगाई त्रयमासिक प्रतिवेदन यस विभाग समक्ष पेश गर्नु हुन।

अ) हिसाब मिलान नभएको अन्तर शाखा वापतको खुद रु. ५१.४४ करोड वापतको रकम Reconcile नभएको सम्बन्धमा।


आ) Unidentified and unreconciled balances वापत रु ६३.०९ करोडको फरफारक सम्बन्धमा।

इ) बैंकले हाल प्रयोग गरिरहेको अचल सम्पत्ति बैंकको नाममा नरहेको सम्बन्धमा।

२. लेखापरीक्षण प्रतिवेदनमा उल्लेख गरिएका अन्य सम्पूर्ण कैफियतहरु पूर्ण रुपले सुधार गर्न तथा त्यस्ता कैफियतहरु पुनः दोहोरिन नदिने व्यवस्था मिलाई कार्यान्वयन प्रतिवेदन पेश गर्नु हुन।

उपरोक्त निर्देशनहरुलाई त्यस बैंकको वार्षिक प्रतिवेदनको छुट्टै पानामा प्रकाशित गर्नुहुन।

भवदीय,


(इन्द्र त्रिविक्रम पहारी)
उप निर्देशक

बोधार्थ

१. नेपाल राष्ट्र बैंक, बैंक तथा वित्तीय संस्था नियमन विभाग।
२. बैंक सुपरिवेक्षण विभाग, प्रतिवेदन कार्यान्वयन इकाई, राष्ट्रिय वाणिज्य बैंक लिमिटेड।

बैंकका महत्वपूर्ण क्रियाकलापहरूको झलक



बैंक र ससस्त्र प्रहरी बल बीच तलबी खाता सञ्चालन गर्ने सम्बन्धमा भएको समझदारी पत्र हस्ताक्षर कार्यक्रम



बैंकको ब्रान्ड एम्बेस्डरसँग सम्झौता गर्दाको क्षण



नवौं राष्ट्रिय खेलकुद विजेतालाई बैंकद्वारा प्रायोजित पुरस्कार वितरण



बैंकको १७औं वार्षिकोत्सवको कार्यक्रममा आयोजित रक्तदान कार्यक्रम



बैंक र त्रिभुवन विश्वविद्यालय बीच सोधपत्रको अनुसन्धान गर्ने कार्यक्रमलाई आर्थिक सहयोग गर्ने सम्बन्धमा भएको सम्झौता



बैंक र नेपाल पुनर्वीमा कम्पनी बीच भएको समझदारीपत्र हस्ताक्षर कार्यक्रम



बैंकद्वारा आयोजित वित्तीय साक्षरता प्रभातफेरी कार्यक्रम



सशस्त्र प्रहरी बल नेपालमा कार्यरत कर्मचारीहरूको लागि आयोजित वित्तीय साक्षरता कार्यक्रम



बैंकका नवनियुक्त अधिकृतहरुको लागि पूर्वसेवाकालिन तालिम



बैंकको धुलावारी शाखा कार्यालयको उद्घाटन कार्यक्रम



बैंकका उच्च व्यवस्थापक तथा विभागीय प्रमुखहरु:
अगाडि पहिलो लहरमा बस्नुहुने: बायाँबाट क्रमशः ऋषिराम ढकाल, गायत्री श्रेष्ठ, राज्यलक्ष्मी खड्गी, सोनी श्रेष्ठ, पवन रेग्मी, किरण कुमार श्रेष्ठ, देवेन्द्र रमण खनाल, देवेश प्रसाद लोहनी, विमल डंगोल, विनय रमण पौडेल ।
पछाडि दोस्रो लहरमा उभिनुहुने: बायाँबाट क्रमशः दामोदर ज्ञवाली, आनन्द सुवेदी, रामकुमार थापा, सन्जय कुमार श्रेष्ठ, अच्युत गौतम, रिमो स्थापित, गणेश प्रसाद पौडेल, निम्बल श्रेष्ठ, नारायण प्रसाद लामिछाने, भिमप्रसाद धिमिर, भोलानाथ पौडेल, हेमराज खरेल, ब्रजमोहन अधिकारी, सन्दिपजंग कार्की, सरोज बस्नेत, कृष्ण शाह, ऋषभ भट्टराई, विश्वप्रकाश ज्ञवाली ।

आफ्नो श्रमको
आफ्नै हुन्छ

**RBBL
USSD
Mobile
Banking**

**इन्टरनेट
नचाहिने
मोबाइल
बैंकिङ्ग !**

Dial *31011*201#

विशेषताहरू:

- नेपालको जुनसुकै ठाउँबाट बिना इन्टरनेट कारोबार गर्न सकिने ।
- मोबाइल बैंकिङ्ग एप नचाहिने ।
- विश्वासिलो र सुरक्षित रूपमा कारोबार गर्न सकिने ।
- आफ्नै मोबाइलबाट आफैले रजिष्ट्रेशन गरी सेवा लिन सकिने ।
- साधारण मोबाइल सेटबाट समेत कारोबार गर्न मिल्ने ।
- पानी, बिजुली, टिभी र इन्टरनेट आदिको भुक्तानी गर्न सकिने ।
- चाहेको व्यक्तिलाई पैसा पठाउन सकिने ।
- मोबाइलको रिचार्ज गर्दा २% क्यासब्याक (डिस्काउन्ट) पाईने ।
- आफ्नो खाताको Mini Statment हेर्न सकिने ।
- खाताको Balance Enquiry गर्न सकिने ।
- Pin Change गर्न सकिने ।
- Transaction Code Change गर्न सकिने ।

नोट: राष्ट्रिय वाणिज्य बैंकमा खाता भएका र नेपाल टेलिकमको सिमकार्ड प्रयोगकर्ता ग्राहकहरूलाई मात्र यो सुविधा उपलब्ध छ ।

तपाईंको आफ्नै बैंक



नेपालबैंकबाट 'क' वर्गको इजाजतपत्रप्राप्त संस्था ...तपाईंको आफ्नै बैंक

राष्ट्रिय वाणिज्य बैंक लि., केन्द्रीय कार्यालय, सिंहदरबार प्लाजा, काठमाण्डौ
फोन: (९७७-९) ४२५-२५९५ । फ्याक्स: (९७७-९) ४२५-२९३९ । ईमेल: operation.mbanking@rbb.com.np



મહત્વપૂર્ણ ટિપોટહરુ

[illegible]



મહત્વપૂર્ણ ટિપોટહરુ

[illegible]



મહત્વપૂર્ણ ટિપોટહરુ

[illegible]



મહત્વપૂર્ણ ટિપોટહરુ

[illegible]

राष्ट्रिय वाणिज्य बैंक लिमिटेडको व्यवस्थापन समिति



किरण कुमार श्रेष्ठ
प्रमुख कार्यकारी अधिकृत
संयोजक



देवेन्द्र रमण खनाल
नायव प्रमुख कार्यकारी अधिकृत
सदस्य



सरस्वती अधिकारी
नायव प्रमुख कार्यकारी अधिकृत
सदस्य



देवेश प्रसाद लोहनी
उप-कार्यकारी अधिकृत
सदस्य



बिमल डङ्गोल
उप-कार्यकारी अधिकृत
सदस्य



पवन रेग्मी
उप-कार्यकारी अधिकृत
सदस्य



विनय रमण पौडेल
उप-कार्यकारी अधिकृत
सदस्य



दुर्गा कुमारी कँडेल
उप-कार्यकारी अधिकृत
सदस्य



हेमराज खरेल
सदस्य सचिव



...तपाईंको आफ्नै बैंक

RASTRIYA BANIJYA BANK LIMITED

Central Office Singhadurbar Plaza, Kathmandu

Phone: +977-1-425-2595

Fax: +977-1-425-2931

Email: rbb.info@rbb.com.np

Post-Box No.: 8368

SWIFT Code: RBBANPKA

Email: intlbkng@rbb.com.np